THE LIGHTING BIBLE® 14

DELTALIGHT®

ACCESSORIES

Find out for which products these accessories can be used, by adding its reference number without color to our website URL.
For example: **www.deltalight.com/2010301**

HONEYCOMB / LENS / GLASS

Ø	NAME	ACCESSORY	HONEYCOMB	LINEAR SPREAD LENS	SPREAD LENS	SOFTENING LENS	GLASS SBL
Ø27	MICRO SNAP-IN	**MICRO VISOR 10034 0010** B	-	-	-	-	-
	SPY 27	**SPY 27 VISOR 24144 0040** B	-	-	-	-	-
Ø39	SPY 39	**SPY 39 VISOR 24144 0030** B	-	-	-	-	-
Ø40	TWEETER	**TWEETER CLIP 201 03 00** B / W	**201 03 01** ALU / B + TWEETER CLIP	**201 03 02** + TWEETER CLIP	**201 03 03** + TWEETER CLIP	**201 03 04** + TWEETER CLIP	**201 03 05** + TWEETER CLIP
	BOXY	-	**251 70 03 01** B / W	-	-	**251 70 03 04** B / W	**251 70 03 05** B / W
	VIZIR	-	**473 03 01** B	-	-	**473 03 04** B	-
Ø42	SPY 52	-	**19810 0010** B (single use)* **19810 0050** B (double use)*	19810 0020	19810 0030	19810 0040	19810 0050
Ø43	PUT S6	-	**12820 0050** B	-	-	**12820 0090**	-
Ø50	SPY XY180 PUNK PUNK 62 C	-	**413 03 01** B	**413 03 02**	**413 03 03**	**413 03 04**	**413 03 05**
	PUT LED	**CONE PUT LED 201 50 50** B	**413 03 01** B	**413 03 02**	**413 03 03**	**413 03 04**	**413 03 05**
Ø54	IMAX	-	**400 03 01** B	-	-	-	-
	IMAX II	-	**24213 0050** B	**24213 0070**	**24213 0100**	**24213 0090**	**24213 0060**
Ø57	SPY 66	-	**24611 0150** B (single use)* **24611 0210** B (double use)*	**24611 0170**	**24611 0200**	**24611 0190**	**24611 0160**
Ø58	SPY 66 LP/MP	-	**24611 0050** B	**24611 0070**	-	**24611 0090**	**24611 0060**
Ø70	KIX	**KAP KIX 232 10 00** N	**232 10 03** N + KAP KIX	-	-	-	-
Ø72	MINIGRID HP	-	**201 05 01** B	-	-	**201 05 04**	-
Ø75	SPY 90	-	**19810 0110** B (single use)* **19810 0120** B (double use)*	**19810 0120**	**19810 0160**	**19810 0150**	**19810 0130**
	HALOSCAN	**HALOSCAN KAP MP 23110 0060** B / W	**23110 0050** B	**23110 0040**	-	-	-

*Single use: only HONEYCOMB *Double use: HONEYCOMB in combination with LENS/GLASS (to be ordered separately)

REQUIREMENTS / OPTIONS / ACCESSORIES

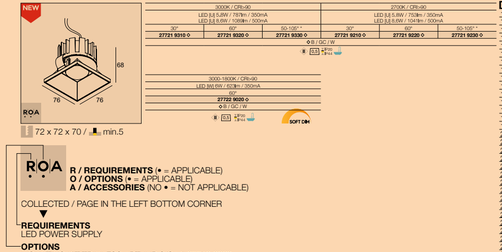

72 x 72 x 70 / min.5

2000K / CRI>90
LED [LS 6.8W / 787lm / 350mA
LED [LS 6.6W / 1008lm / 500mA
30° 60° 50-100° *
27721 9310 ◇ 27721 9320 ◇ 27721 9330 ◇
◇ B / DC / W

3000-1800K / CRI>90
LED 3W/6W / 573lm / 350mA
27721 9020 ◇
◇ B / DC / W

2700K / CRI>90
LED [LS 6.8W / 753lm / 350mA
LED [LS 6.6W / 1041lm / 500mA
30° 60° 50-100° *
27721 9210 ◇ 27721 9220 ◇ 27721 9230 ◇
◇ B / DC / W

SOFT ON

R / REQUIREMENTS (• = APPLICABLE)
O / OPTIONS (• = APPLICABLE)
A / ACCESSORIES (NO • = NOT APPLICABLE)

COLLECTED / PAGE IN THE LEFT BOTTOM CORNER

REQUIREMENTS
LED POWER SUPPLY

OPTIONS
MOUNTING KIT TRIMLESS ARTUUR S/SA ▸ **27710 0020**

REFERENCE	€
10034 0010 B	21,60
12820 0050 B	11,45
12820 0090	22,19
19810 0010 B	10,14
19810 0020	27,29
19810 0030	19,05
19810 0040	15,93
19810 0050	19,05
19810 0060 B	13,01
19810 0110 B	13,28
19810 0120 B	17,48
19810 0130	25,79
19810 0140	33,91
19810 0150	20,67
19810 0160	19,67
201 03 00 B	21,84
201 03 00 W	21,84
201 03 01 ALU	15,27
201 03 01 B	15,27
201 03 02	15,04
201 03 03	15,04
201 03 04	14,59
201 03 05	17,54
201 05 01 B	22,25
201 05 04	21,98
201 50 50 B	10,98
23110 0040	6,38
23110 0050 B	26,41
23110 0060 B	20,69
23110 0060 W	20,69
232 10 00 N	24,18

REFERENCE	€
232 10 03 N	45,87
24144 0030 B	11,68
24144 0040 B	16,01
24213 0050 B	13,77
24213 0060	25,44
24213 0070	25,12
24213 0090	23,67
24213 0100	23,67
24611 0050 B	12,74
24611 0060	27,23
24611 0070	32,37
24611 0090	26,90
24611 0150 B	12,41
24611 0160	25,06
24611 0170	31,74
24611 0190	23,71
24611 0200	24,78
24611 0210 B	16,66
251 70 03 01 B	28,47
251 70 03 01 W	28,47
251 70 03 04 B	25,16
251 70 03 04 W	20,00
251 70 03 05 B	20,00
251 70 03 05 W	20,00
400 03 01 B	20,49
413 03 01 B	14,59
413 03 02	14,59
413 03 03	14,59
413 03 04	14,15
413 03 05	14,59
473 03 01 B	15,32
473 03 04	13,59

◇ COLOUR

Delta Light uses an extensive range of finishes and colors throughout the different luminaire designs. Each one of them is carefully chosen in line with the products, their design and the production process. Below an overview of the different finishes throughout the catalogue.



WELCOME

TO OUR WORLD.

CREATE

The Lighting Bible 14 – CREATE invites you to explore our collection of architectural lighting solutions. Whether you are looking for exceptional photography of product applications or comprehensive technical product details, these pages have got you covered.

Richly illustrated with product photography, you will find plenty of inspiration in The Lighting Bible 14 - Create. Links to our website invite you to explore more about the endless possibilities available within our product collection. A comprehensive catalogue of architectural project realisations showcases the possibilities of the Delta Light collection over at deltalight.com.

The Lighting Bible 14 is available in two editions. Create invites you to enter a realm of lighting knowledge, whilst **The Lighting Bible 14 – IMAGINE** offers breathtaking project photography with pared back product details, the focus is on imagination.
Would you like to order a copy of The Lighting Bible 14 – Imagine?
Head over to **deltalight.com/14** to request your copy today.

PURE LIGHTING PLEASURE.

DELTALIGHT®

Purity is key in our latest edition of The Lighting Bible. Deep in the core of our DNA is the mission for Pure Lighting Pleasure.

The Lighting Bible 14 brings you a collection of pure lighting experiences with a language of its own to enhance the human experience of architecture and nature. Our luminaires offer the building blocks for unique creations of brightness, atmosphere, and emotion.

Sophistication in technology and purity in design unite in our collection. We offer lighting that pushes the boundaries of technology and engineering whilst bringing a feeling of comfort, elegance, excitement and purity. Explore our complete collection of lighting solutions and experience pure lighting pleasure.

WE MAKE LIGHT

that makes you see.
Light that makes you look.
Light that animates the world,
around you.

PAUL AMELOOT

Jan, Paul & Peter Ameloot

WE MAKE LIGHT

We develop lighting solutions to improve people's quality of life. We offer our lighting expertise to architects, interior designers and lighting designers, to help them realise their vision and create a lighting scenography that integrates into the architecture. Using the right lighting, in the right way, enhances and complements architectural concepts.
We strive to be the very best in everything we do. With our extensive experience in product development, manufacturing, and design since 1989, we approach the future with ambition and confidence. We continuously invest in people, new markets, production technologies and our infrastructure - to improve our service capabilities, expand our R&D department, test facilities and laboratory, increase the level of warehouse automation and expand the House of Light training centre. As a family business, we are happy to share our passion, creativity, and dedication. Our aim is to inspire people all over the world. As a family, we have a personal stake in making your project a success.

PAUL AMELOOT

Entrepreneur Visionary Designer

Paul Ameloot created Delta Light in 1989 in the Belgian city of Roeselare, realising his dream to design and manufacture architectural lighting. The local success story soon went global, with the participation in international events from the get-go. Today Delta Light is active on all continents, while still honouring our local roots.
"I started out designing and developing all products myself. Even though today we have a team of 35 engineers, I still contribute my vision and ideas. Because once a player, it's hard to become a fan, sitting on the bench and watching the game. My dream really came true, not to forget, together with my wife Katrien. Our sons, Peter and Jan, continue to make that dream grow."

DELTALIGHT

WE ARE DELTA LIGHT

IN-HOUSE DESIGN

The lighting industry is constantly evolving, providing both challenge and opportunity. It fascinates us to keep on bringing **new designs and lighting solutions** to the market. You could consider it a passion to continuously surprise and inspire people with new lighting languages.

An essential attribute in Delta Light's creative process is the extensive in-house design, development, testing, engineering, and manufacturing of all products. This enables us to achieve our short idea-to-market philosophy, resulting in extensive new collections being launched on a regular basis.

Our **in-house design team** crafts cutting-edge lighting solutions, that combine an architectural design language, a minimalist approach, and a boldness that challenges the boundaries of technology. In-house design is the foundation of our product portfolio, but we also love to collaborate with **architects and designers**, from different industries to create and innovate.

Delta Light's extensive design and R&D teams are constantly discovering future trends, both in terms of design and use of materials, whilst remaining focused on **the power of imagination**. Its creative statement is supported by the opinion of expert panels, resulting in prestigious awards for our collection of products, including IF Design Award, Good Design Award, Red Dot Design Award plus many more..

We are focused on the detail. The looks, how a fixture moves, how it can be specified and installed, the ease of enjoying the light and so much more. With a surprising visual simplicity, our products are the result of extensive research and testing, fusing advanced technology with timeless design and sustainable materials.



CONTINUOUS RESEARCH & INNOVATION
Delta Light has been at the forefront of lighting technology for over 30 years now, and we continue to push boundaries, both in interior and exterior lighting. Our investment in R&D, production and innovation aims to deliver outstanding luminaires, blending contemporary design with high-quality materials, advanced engineering, the very best performance and a long lifespan.

RESEARCH & DEVELOPMENT

CUTTING-EDGE LED TECHNOLOGY
As luminaire designers and manufacturers, we always strive to create the best possible thermal conditions in the luminaire, to ensure the LEDs operate at their optimum. From the design of the LED circuit boards and heat sink, to the selection of materials, to the assembly process and installation techniques… everything is engineered to reach optimal life expectancy and maximum efficiency.
By partnering with the best LED suppliers in the world, we ensure a consistent LED selection with colour uniformity across all product ranges. A minimum of MacAdam Step 2 is standard throughout our collection, whilst many of our new collection LEDs offer MacAdam Step 1.







CERTIFIED LABORATORY TESTING
Product quality and safety testing within our Delta Light laboratory conform to the International Electrotechnical Commission standards. The close cooperation and CTF stage 3 acceptance with our certifying partners SGS-CEBEC and INTERTEK leads to CE, ENEC and CB certifications for European and IEC member countries
www.members.iecee.org/

Our laboratory also covers the certification of products for the North American market by being certified as a level 4 satellite laboratory for INTERTEK.
This allows us to efficiently obtain the cETLus listing for our standard North American product range and provide exceptional service for even the most demanding customer specific solutions.
www.intertek.com/directories/etl-listed-mark/





ADVANCED OPTICS
Delta Light's team of engineers and optic experts are on a continuous quest to match the company's credo for design with energy-efficiency and optimal quality of light. Delta Light's collection is ready to meet the needs of today's architecture, interior and landscape design, and to illuminate with impact.
We offer different precision light distributions to fulfil various requirements, with high uniformity, for demanding applications. CAD-engineered and precision manufactured lenses deliver a tightly controlled light distribution.
The variety of optics, beams and other features enable designers to meet the various illumination needs.

STATE OF THE ART DEVELOPMENT TECHNIQUES
An important feature in Delta Light's creative process is the use of state-of-the-art development techniques. The intensive use of 3D printing, early stage FMEA (Failure Mode and Effect analysis), goniophotometer measurement and an in-house third party recognised lab (SMT/CTF/satellite data acceptance) result in a fast, efficient and 'first time right' development process. As such, it is an essential attribute in the company's short idea-to-market philosophy.

Throughout the entire production process Delta Light distinguishes itself by handling **the strictest quality parameters**, to ensure products and services are designed and produced to exceed customer requirements. Every step in the production process has a routine quality procedure, covering both product quality and testing. Every single product that leaves Delta Light, has been inspected and tested thoroughly, resulting in minimal returns and maximum efficiency.



HIGH-QUALITY
Delta Light maintains the highest standards in everything we do – including in the choice of materials, the technology and the coating process. Many of our product ranges feature special coating on critical parts (e.g. screws, bolts, latches etc), combined with high-quality alloy and specialist paint.
To avoid the problem of oxidation and corrosion of outdoor products, Delta Light uses a prime selection of aluminium alloys with a low content in copper. The protection by anodizing treatment, on all suitable components including die-cast aluminium ones, improves the resistance against corrosion. The titanium-based conversion layer offers a further protective layer for protection prior to the final polyester painting.
We apply extensive pre-painting surface treatments for maximum protection against corrosion, such as acid washing to clean the surface, rinsing with demineralized water to remove residue, and the application of a chemical conversion treatment to protect against rusting.

Our polyester powder colour coating is based on saturated polyester resins, electrostatically applied and oven cured at 200°, guaranteeing high resistance to atmospheric ageing and UV light exposure. Extra resistant surface paint is guaranteed by filiform corrosion testing with an exposion of over 1500h.

All coating procedures are followed by daily careful testing. Strict controls are constantly maintained over the parameters of every step in the process, such as purity, pH, chemical concentrations, temperature, etc. This ensures the best achievable substrate penetration and uniformity of the conversion coat, thereby ensuring optimum corrosion resistance and powder-coat adhesion.

Architect w:architekten

Architect ANARCHITECT

Interior Design Omar Abdelghafour - Light Space Design / **Concept** Black For Green Scape

Architect Mallol Arquitectos / Lighting By Led Life Panama

Architect Studio2 Architects

Architectural Project Dino Krizmanić, Leonid Zuban (Urbis) / **Lighting Design** Dean Skira (Skira)

Architect VK Architects & Engineers

GLOBAL

Since our foundation in 1989 we have developed from a small Belgian company to become a global business, offering lighting solutions and services in 120 countries worldwide.

In addition to the Belgian headquarters we have Delta Light branch offices and partners on all continents and in key design capitals, from Miami to Bogota, Amsterdam to Dubai, Saint-Petersburg to Hong Kong, New York to Milan, Toronto to London and many more. Our goal is to support the international projects personally and locally.

Delta Light caters for some of the world's most well-known brands and architects, providing sophisticated and value add lighting solutions to **residential, office, hospitality, retail, landscaping, showroom, and public projects**. From small to super large scale, Delta Light has the product range, experience, and knowledge to meet the functional and aesthetic needs of your projects.

Each project requires a customised approach, and as such Delta Light recognises this with an exceptional package of services and design tools. Our global team works with all stakeholders involved to achieve the best possible results.

Starting with initial concept lighting support to the installation process and project follow-up, and everything in between. Be it for technical or application questions, performance and energy saving studies, custom designs, and made-to-measure solutions, rendering or graphics, or any other lighting support needs... Delta Light provides a one-stop-shopping solution for your projects.

Architect Arias Serna Saravia

SUSTAINABILITY

We recognise that our business activities are associated with responsibility for ecological awareness and health and sustainability, and as such we treat these issues as a priority.
Our quest for sustainability at Delta Light is translated in continuously striving to make our products and operations more efficient, durable and environmentally friendly. With each new collection, come new technological developments, evolutions in recyclability, and in efficiency of material use, production and transportation. These efforts have seen us win awards such as Lighting For Good Awards in 2019 and 2020.

Today we can say our production operates on a self-powered renewable energy model. Our headquarters in Belgium are equipped with solar panels that provide enough solar energy to cover the energy need of our entire production line and of the office site.

Recycling and production waste management is a key theme that is reflected in our production processes, such as our handling of aluminium scrap. Many of our luminaires are created from aluminium profiles. We optimise the usage of these profiles; however, waste is inevitable. As aluminium is 100% recyclable, all aluminium waste is collected for recycling.

At our Belgian headquarters and at our global offices we take pride in providing a healthy, safe, and balanced environment for all employees. Our efforts in sustainability and wellbeing as an employer and manufacturer have earned us a 2019 Silver Medal by the independent monitor Ecovadis.

THINGS TO SEE.

CUSTOMISE
YOUR SUPERLOOP PLUS
Meet the newest member of our Superloop collection. Superloop Plus features an integrated decorative panel, for you to customise. Our proposed options are light and dark grey felt in recycled PET. However, you can tailor the panel to the design of your project, in felt, leather, wood, textiles and more. Discover the unlimited possibilities.

MULTINOVA
MULTI-APPLICABLE
Multinova has something familiar and something fresh at the same time. As a disc of light, Nova refers to the Supernova range, as both families share similarities in looks and ways of installation.
But Multinova is slimmer and has some additional features to make it multi-applicable, hence Multi in the name.

SOLISCAPE
An extremely versatile and flexible system, specifically designed to create human-centric environments.
Developed together with **UNStudio**, Soliscape combines lighting, acoustics and IOT into an aesthetically appealing solution. Soliscape presents a toolbox with flexible components to architects and designers, to create unique constellations in human-centric environments.

HALOSCAN,
DESIGN FOLLOWS OPTICS
Designed around its flat optics, Haloscan combines ultra-minimalistic looks with a pleasurable light effect. With its different finishing colours, multiple beam angles and various installation options, Haloscan is perfect for creative compositions throughout an entire project.

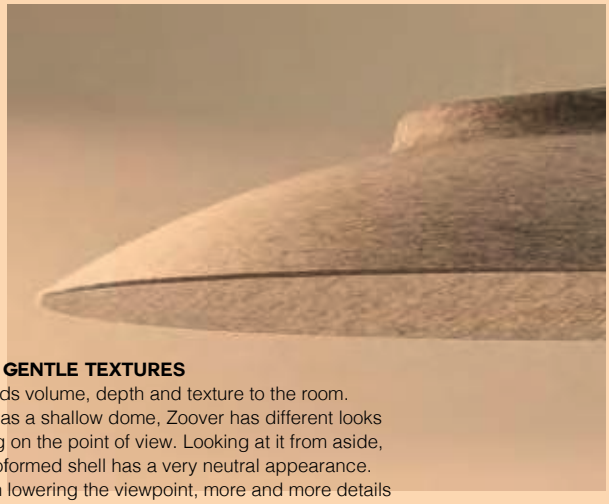

ZOOVER, GENTLE TEXTURES
Zoover adds volume, depth and texture to the room. Designed as a shallow dome, Zoover has different looks depending on the point of view. Looking at it from aside, the thermoformed shell has a very neutral appearance. Only when lowering the viewpoint, more and more details catch the eye: a performant light grazing the inner dome.

VISUAL COMFORT FOR OFFICES
The Lighting Bible 14 offers a whopping new array of technical architectural office lighting. Each with its own set of technological advantages and unique design language. While Inform focuses on Melanopic Light Technology (MLT), Conform by Dean Skira is equipped with Natural Light Technology (NLT). Both technologies are developed in-house and are focused on human wellbeing, to boost and support the human circadian rhythm.

A NEW TAKE ON SPY
In our continuous search for better user comfort with more precise optics and better light control, the complete Spy range has been upgraded. The result? Fresh shapes and additional finishing colours, better light comfort through hybrid optics, improved LED colour consistency and new perspectives with Tunable White and Soft Dim.



LIGHT QUALITY OUTDOOR
Delta Light's team of engineers and optic experts is on a continuous quest to match the company's credo for design with an optimal quality of light.
With the new Frax we have taken our fascination for the perfect beam outside. Clean-cut light distribution to boost your outdoor experience. Outliner and Skov perfectly shield the light, offering an unobtrusive solution to guide you the way.

NEXT GENERATION
This Bible is not only filled with novelties, some longstanding Delta Light classics got upgraded too. Fresh designs, a more modern look, better CRI, new or improved optics, … ready to shine on in the coming years. Have a look at the redesigned Kix, our upgraded Spy family, Minigrid and Deep Ringo extensions, the rebirth of Backspace and Walker, and more.

CONNECTED SURFACES
First introduced in 2003, Connect was based on 2 fluorescent tubes facing opposite directions to graze light on 2 right-angled surfaces. Today, Connect balances on the edge between wall and ceiling or wall and wall, as you like.

REFLECTIONS
A new set of experiences has joined our decorative Reflections range. The playful pendant lamp Mantello challenges the classic shape of a lamp shade, playing with dimensions and textures. While the aluminium edition is opaque with a matte finish, its counterpart is transparent and glossy, crafted from mouth blown glass.

The pendant lamp Still is created by the Belgian designer Nathalie Dewez. The lamp plays with balance and movement. With its light source off centre from its point of suspension, it creates an ever-changing elegant dynamic. Poetic and playful, Still truly represents the spirit of Reflections.

INIVISBLE YET TANGIBLE
Impressed by his extensive expertise and passion during the design of the Polesano, we decided to go on our next adventure with lighting designer Dean Skira. Together with Dean we take you on a journey to the ultimate minimalism, introducing Nime.

STRETCH CEILINGS
Our collection of luminaires offers a wide range of lighting possibilities and styles for stretch ceilings, from surface-mounted to recessed luminaires - and even recessed magnetic profiles.
New in The Lighting Bible 14 is a range of mounting kits to be used for our trimless luminaires, an easy trimless installation into stretch ceilings!

5 YEAR WARRANTY
At Delta Light we have full confidence in the quality of our products. All of our products are designed and manufactured according to the highest standards, using nothing but the best parts and technology. As a proof of our commitment we offer a 5-year LED warranty, starting as from the date of delivery of the product to the authorised distributor of Delta Light NV. Read about the details and conditions on the Delta Light website.

TECHNOLOGY EMBRACED
Colour consistency has always been a point of attention within the Delta Light product range. Up till now we have been using SDCM 2 - the best available – but in this Lighting Bible we introduce COB LEDs with SDCM 1, together with COB LEDs in Tunable White or Soft Dim. Lots of new solutions within both existing and new families.

DALI is one of the most frequently used dimming systems for projects no matter what scale. As leading company in lighting and member of DiiA, we embrace new technologies and a transition to DALI-2 is a logical next step. As such, all DALI dimmable luminaires and remote drivers in this edition of the Lighting Bible are DALI-2 compliant.

New installation facilities are available in our exterior products by offering 24V-DC solutions. Beloved families like Kix and Logic now come with a 24V-DC convertor included, making it possible to put a save 24V-DC line throughout the garden and connect the luminaires in parallel.

Last in line is the new design of the suspension and connection components. To keep the focus on the luminaire instead of its suspension we introduce a nearly invisible suspension with Small Trim (ST), next to the existing trimless suspension sets. A quick and easy way for a neat suspended light setting.

DESIGN
COLLABS

Throughout our history we've focused on creating lighting solutions that can enhance any building or setting. For some of these collections we have collaborated with external designers, opening up new exciting adventures in lighting.
Merging the vision and concepts of these leading architects and designers with our in-house R&D and production expertise, exemplifies how Delta Light, hand-in-hand with them, continues to step into the future.

UNStudio

SOLISCAPE

UNStudio, founded in 1988 by Ben van Berkel and Caroline Bos, specialises in creating ground-breaking architecture and design at all scales, from bridges to public buildings, offices, residences, exhibitions, products and urban masterplans. With over 120 completed projects in Asia, Europe and North America, the studio continues to expand its global presence with recent commissions in the United Arab Emirates, China, South Korea, Italy, Germany and the United States, amongst other countries. The name UNStudio stands for United Network Studio and refers to the collaborative nature of the practice.

"*As what we design today is normally built in three to five years' time, we're used to working with the future in mind. However, the future is changing faster than ever before. Even the most accurate predictions can be made redundant by a sudden advance in technology. To ensure we don't contribute to a waste of materials and investment that is no longer sustainable or appropriate in today's world, we develop strategies that not only anticipate the future, but possible changes to that future as well.*"

UNStudio and Delta Light have joined forces to endeavour to improve the wellbeing of people in our rapidly changing work environments, where human health and the war on talent have become a primary focus of employers. Together we developed SOLISCAPE, a lighting system that facilitates, responds, and contributes to solving these complex challenges. An extremely versatile and flexible lighting toolbox specifically designed to create human-centric environments.

BEN VAN BERKEL
Professor AA Dipl. (Hons), (F)RIBA, Hon. FAIA
Founder / Principal Architect UNStudio
Founder UNSense

In 2018 Ben van Berkel founded UNSense, an Arch Tech company that designs and integrates human-centric tech solutions for the built environment. Ben van Berkel has lectured and taught at many architectural schools around the world.
From 2011 to 2018 he held the Kenzo Tange Visiting Professor's Chair at Harvard University Graduate School of Design, where he led a studio on health and architecture. In 2017, Ben van Berkel also gave a TEDx presentation about health and architecture. In addition, he is a member of the Taskforce Team/Advisory Board Construction Industry for the Dutch Ministry of Economic Affairs.

DEAN SKIRA

NIME - POLESANO - CONFORM

Dean Skira is the founder of Skira, an award-winning practice based in Pula (Croatia) with projects also in the EU, Middle East, Russia, Canada, and the United Kingdom. For the past 30 years, he is building and creating mostly with intangible forms while working with investors, architects, and designers to create meaningful lighting experiences.

NIME

The absence in its presence
The presence in its absence

With a miniature aperture of only 10mm, Nime focuses on what is important and puts it in the spotlight. It is not about Nime, it is about what Nime can do. The combination of its focusable beam angle together with its adjustability allows for a multitude of application possibilities, while maintaining a uniform, minimalistic look and feel throughout the project.

POLESANO

Modularity and flexibility to illuminate the urban fabric Polesano is a new concept in lighting instruments, designed specifically for urban settings, be that a pedestrian pathway, roadway, park, square, façade, or landscape. Polesano provides maximum flexibility for the designer to combine different optical characteristics, whilst keeping the same aesthetic for the entire system, regardless of the area.

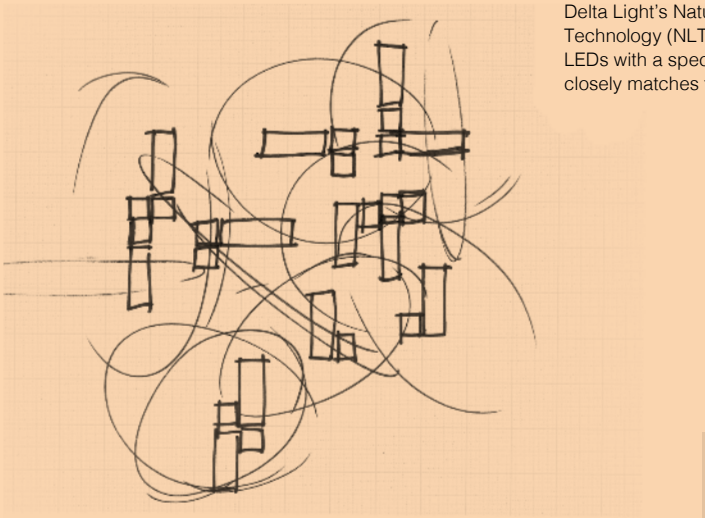

CONFORM

Comforting for the human eye, showing vibrant colours, and boosting human activity.

Its elegant design with multiple colour combinations, its specific sun mimicking spectrum, its low UGR, its well-balanced down-up ratio… Conform is designed around the light. It not only perfectly embraces the light source, but it reinforces it in multiple aspects. Conform uses Delta Light's Natural Light Technology (NLT), state of the art LEDs with a spectrum that very closely matches that of the sun.



NITEO LIGHTING

NEEDLE

Niteo is a premiere lighting design studio with offices in Seattle, San Francisco, and Singapore. With a portfolio ranging from museums to personal art collections, corporate offices to retail, and landscapes to art displays, their intimate engagement through design attention to detail is evident. Niteo delivers elegant lighting solutions via leveraging decades of experience in a collaborative and technically savvy way.

Delta Light collaborated with Niteo's Seattle office to develop the Needle. This bespoke luminaire was devised to provide a playful solution in an elegant form. As a single or grouping of multiple fixtures, the slender and flexible design permits it to blend into ceilings, peek around corners, or demurely clamor attention.

OMA

XY180
OMA is an international practice founded by Rem Koolhaas, operating within the traditional boundaries of architecture and urbanism. AMO, a research and design studio, applies architectural thinking to domains beyond. XY180 is a 3-piece collection of luminaires designed by OMA. The collection was born from a fascination with point, line and surface, key characters in the discourse of architecture. The collection uses precise geometric proportions. The base elements, which include a tube light and a spotlight, can be combined with a hinge, to generate countless light conditions, both essential and complex.



NATHALIE DEWEZ

STILL
The work of Nathalie Dewez extends from small objects to monumental installations, from unique pieces to industrial products. Her designs reveal the passion for sculptural shapes and superior craftsmanship. Some of her iconic pieces have been awarded several times. Nathalie is a designer whose main medium is light and whose materials vary between metal, glass and other long-lasting medium, whether designing light fixtures, objects, furnishings, or large-scale sculptures. The Still lamp works as a mobile. This pendant lamp has the particularity of having the light source off-centre from its point of suspension, creating an ever-changing elegant dynamic. Due to its big length it dresses and emphasises a space, without the clutter.

CEILING

RECESSED

NIME

NEW

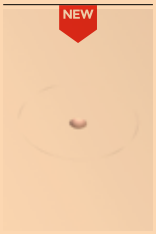

P 15

IMAX II



P 20

SNEAK-R

P 25

HOLE IN ONE



P 27

SPLITBOX

P 31

CARREE

P 33

EN-SUITE

NEW



P 37

REO

NEW

P 42

ARTUUR

NEW

P 47

DEEP RINGO

NEW

P 56

GYN

NEW

P 61

PARTOU

NEW

P 63

KADET

NEW

P 64

TWENTY-7

P 67

SUPERDOME

P 113

ENTERO

NEW

P 264

CEILING

RECESSED & SURFACE

DIRO SBL



P 69

GRID



P 75

MULTINOVA

P 88

SUPERNOVA XS

P 97

SUPERNOVA / FLAT

P 110

DOT.COM



P 144

DOT.COM WALLWASH



P 147

HALOSCAN

P 152

TWEETER M



P 157

TWEETER

P 161

UHO

P 169

ODRON

P 163

BOWIE

P 165

PION

P 167

SPY

P 173

SPY FOCUS

P 191

SUPER-OH! XS



P 197

SUPER-OH!

P 199

CEILING

SURFACE

MULTINOVA

NEW

P 91

XY180

P 115

PUNK

P 117

HEDRA \ VIZIR

P 124

NEEDLE

P 129

LINK S

P 133

BOXY

P 136

RAND

P 193

SUPERLOOP

NEW

P 210

SOLISCAPE

NEW

P 266

LASS-OH!

P 224

INFORM

NEW

P 228

CONFORM

NEW

P 238

ONE-AND-ONLY

P 241

STREAMLINER

P 243

GIBBO

P 245

MILES

P 250

MANTELLO

NEW

P 254

STILL

NEW

P 247

SOIREE

P 259

ZOOVER

NEW

P 263

WALL

RECESSED

GYN

P 283

LOGIC W



P 285

TAGLINE

P 287

INLET

P 289

LEDS C



P 291

HELI



P 293

WALL

SURFACE

MONTUR



P 295

WA-T

P 311

TOPIX

P 313

VISION

P 315

TIGA

P 317

FORTY-5

P 299

BREESS

P 301

GALA

P 303

BACKSPACE II

NEW

P 319

WALKER II

NEW

P 321

FEMTOLINE W



P 323

FEMTOLINE TP

P 325

ORBIT

P 305

HEDRA W

NEW

P 307

WANT-IT

P 309

TRACK

SPY

NEW

P 339

SPY FOCUS

P 341

FRAGMA

NEW

P 353

MULTINOVA

NEW

P 357

SUPER-OH! XS

P 361

SUPERNOVA XS

P 363

PROFILES

MAGNETIC PROFILES

SPLITLINE M20



P 377

SPLITLINE M52

P 379

SHIFTLINE M26L

P 382

SHIFTLINE M26H

P 388

SHIFTLINE M35R

P 391

SHIFTLINE M44

P 393

PROFILES

MODULE PROFILES

SPLITLINE 14

NEW

P 421

SHIFTLINE 19

NEW

P 424

SPLIT-IT

P 427

PROFILES

LEDFLEX PROFILES

TAGLINE



P 434

CONNECT

NEW

P 444

DOT.COM WW

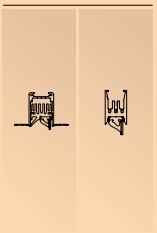

P 448

FEMTOLINE 25

P 454

FEMTOLINE 35

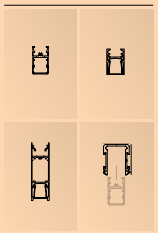

P 460

FEMTOLINE 45



P 467

FEMTOLINE 35 WG

NEW



P 457

FEMTOLINE W

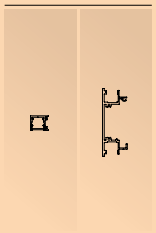

P 469

ONE AND ONLY

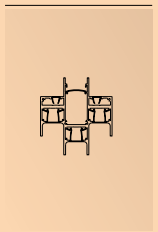

P 481

BORDERLINE

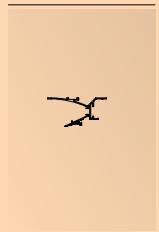

P 475

OUTLINER

NEW

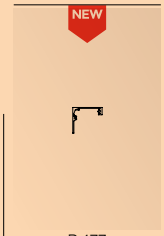

P 477

MICROLINE TR

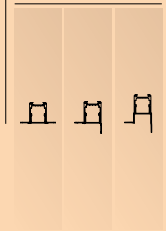

P 471

SHELFLINE

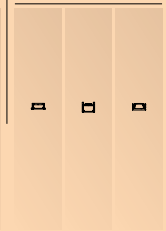

P 501

PROFILES

LED ARRAY PROFILES

MICROLINE 40/60

P 484

STREAMLINER

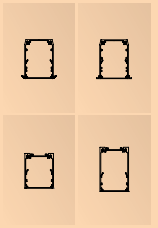

P 490

CEILING

RECESSED

REO X

NEW

P 511

DEEP RINGO X

NEW

P 513

CARREE X

P 515

CEILING

SURFACE

BOXY

P 517

DOX

P 519

SUPERNOVA XS X

P 521

B-LINER IP

P 523

WALL
RECESSED

LOGIC W

P 531

LEDS C / GO

P 535

HELI

P 535

WALL
SURFACE

STIP



P 537

SKOV

P 541

TOPIX

P 543

BACKSPACE II

P 545

WALKER II

P 547

VISION OUT

P 549

TIGA

P 551

MOMBA

P 553

MONO II

P 555

WANT-IT X

P 557

MONTUR



P 559

SPY 39 W

P 563

DOX

P 565

ULTRA X

P 567

STIG

P 569

KIX

P 571

SOIREE W

P 573

FLOOR

RECESSED

LOGIC

NEW

P 583

LOGIC F

P 589

LEDS C / GO



P 591

FLOOR

SURFACE

KIX

P 593

FRAX

NEW

P 595

OUTLINER

NEW

P 599

STIEVIE

P 601

ELBO

P 603

ELBO BRIDGE

P 605

MONTUR

P 607

OBLIX

P 609

ASTRIX

P 613

WALKER II

NEW

P 615

STRIPER

P 617

MONOPOL

P 619

SPYKER

P 621

BAZIL

P 623

POLESANO

P 626

CHAPTER INDEX

2 — 275

INTERIOR CEILING

NIME / IMAX / ENTERO / SNEAK-R / HOLE-IN-ONE / SPLITBOX / CARREE / EN-SUITE / REO / ARTUUR / DEEP RINGO / GYN / PARTOU / KADET / TWENTY-7 / DIRO SBL / GRID / MULTINOVA / SUPERNOVA XS / SUPERNOVA FLAT / SUPERNOVA / SUPERDOME / XY180 / PUNK / HEDRA / VIZIR / NEEDLE / LINK S / BOXY / DOT.COM / DOT.COM WALLWASH / HALOSCAN / TWEETER / ODRON / BOWIE / PION / UHO / SPY / RAND / SUPER-OH! SLIM / SUPER-OH! / SUPER-OH! XS / SUPERLOOP SBL / SUPERLOOP PLUS / SUPERLOOP MDL / SOLISCAPE / LASS-OH! / INFORM SQ / INFORM R / CONFORM / ONE-AND-ONLY / STREAMLINER / GIBBO / STILL / MILES / MANTELLO / SOIREE / ZOOVER

276 — 325

INTERIOR WALL

GYN W / LOGIC W / TAGLINE / INLET / LEDS C / HELI / MONTUR / FORTY-5 / BREESS / GALA / ORBIT / HEDRA W / WANT-IT / WA-T / TOPIX / VISION / TIGA / BACKSPACE II / WALKER II / FEMTOLINE W / FEMTOLINE TP

326 — 363

TRACK

SPY / FRAGMA / MULTINOVA / SUPER-OH! XS / SUPERNOVA XS

364 — 501

PROFILES

SPLITLINE M20 / SPLITLINE M52 / SHIFTLINE M26L / MATRIX / SHIFTLINE M26H / SHIFTLINE M35R / SHIFTLINE M44 / SPLITLINE 14 / SHIFTLINE 19 / SPLIT-IT / TAGLINE / CONNECT / DOT.COM WALLWASH / FEMTOLINE 25 / FEMTOLINE 35 WG / FEMTOLINE 35 / FEMTOLINE 45 / FEMTOLINE W / ONE-AND-ONLY / BORDERLINE / OUTLINER / MICROLINE TR / MICROLINE 40/60 / STREAMLINER / SHELFLINE

503

504 — 523

EXTERIOR CEILING

REO X / DEEP RINGO X / CARREE X / BOXY / DOX / SUPERNOVA XS X / B-LINER IP

524 — 573

EXTERIOR WALL

LOGIC W / LEDS C / LEDS GO / HELI X / STIP / SKOV / TOPIX / BACKSPACE II / WALKER II / VISION OUT / TIGA / MOMBA / MONO II / WANT-IT X / MONTUR / SPY 39 W / DOX / ULTRA X / STIG / KIX / SOIREE W

574 — 633

EXTERIOR FLOOR

LOGIC / LOGIC F / LEDS C / LEDS GO / KIX / FRAX / OUTLINER / STIEVIE / ELBO / MONTUR / OBLIX / ASTRIX / WALKER II / STRIPER / MONOPOL / SPYKER / BAZIL / POLESANO

INTERIOR

CEILING

RECESSED

NEW

NIME
P 15

810lm

IMAX II
P 20



320 - 2130lm

SNEAK-R
P 25

1630lm

HOLE IN ONE
P 27



320 - 4520lm

SPLITBOX
P 31

780 - 4410lm

CARREE
P 33

810 - 1130lm

NEW

EN-SUITE
P 37



710 - 1420lm

NEW

REO
P 42



780 - 2260lm

3 SIZES

NEW

ARTUUR

P 47

PRO



790 - 1090lm

NEW

DEEP RINGO

P 56

780 - 1130lm

2 SIZES

NEW

GYN

P 61



810 - 1130lm

NEW

PARTOU

P 63



780 - 1080lm

2 SIZES

NEW

KADET

P 64

780 - 1080lm

2 SIZES

TWENTY-7

P 67

SUPERDOME

P 113

17000lm

NEW

ENTERO

P 264

LUMEN OUTPUT mentioned as indicative reach.

INTERIOR CEILING

RECESSED & SURFACE

DIRO SBL

P 69



880 - 2640lm

3 SIZES

2 SIZES

GRID

P 75

230 - 6340lm

4 SIZES

NEW

MULTINOVA

P 88

PRO TRACK



1370 - 5590lm

2 SIZES

SUPERNOVA XS

P 97

TRACK



1580 - 2600lm

2 SIZES

SUPERNOVA / FLAT

P 110

5250 - 43700lm

4 SIZES

DOT.COM

P 144

PRO



300 - 1180lm

3 SIZES

DOT.COM WALLWASH

P 147

PRO



1000 - 3000lm

4 LENGTHS

NEW

HALOSCAN

P 152

PRO



1090 - 2180lm

TWEETER M

P 157

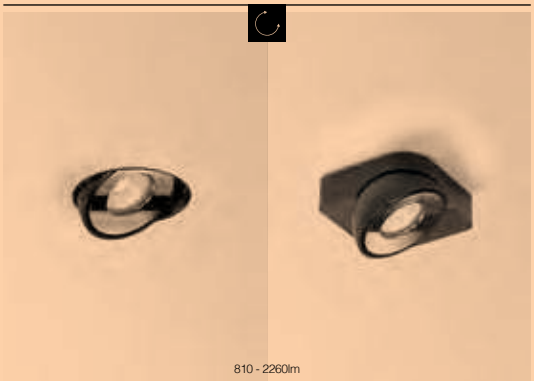

810 - 2260lm

TWEETER

P 161

PRO



810 - 2260lm

LUMEN OUTPUT mentioned as indicative reach.

RECESSED & SURFACE

NEW

ODRON

P 163

PRO

780 - 2160lm

NEW

BOWIE

P 165

PRO

780 - 2160lm

NEW

PION

P 167

PRO

780 - 3240lm

NEW

UHO

P 169

PRO



260 - 780lm

NEW

SPY

P 173

TRACK PRO



390 - 3170lm

3 SIZES

4 SIZES

4 SIZES

3 SIZES

2 SIZES

SPY FOCUS

P 191

TRACK PRO



780 - 2130lm

NEW

SUPER-OH! XS

P 197

TRACK

1470 - 2940lm

2 SIZES

SUPER-OH!

P 199

1680 - 16500lm

4 SIZES

LUMEN OUTPUT mentioned as indicative reach.

SURFACE

NEW

MULTINOVA

P 91

1370 - 5590lm

XY180

P 115

420 - 1050lm

PUNK

P 117

590 - 810lm

HEDRA \ VIZIR

P 124



390 - 1520lm

NEEDLE

P 129

390 - 1360lm

LINK S

P 133

810 - 2430lm

BOXY

P 136

810 - 3170lm

2 SIZES

RAND

P 193

730 - 2190lm

NEW

SUPERLOOP

P 210



2800 - 33000lm

10 SIZES

NEW

SOLISCAPE

P 266

LASS-OH!

P 224

1220 - 3660lm

NEW

INFORM

P 228

PRO

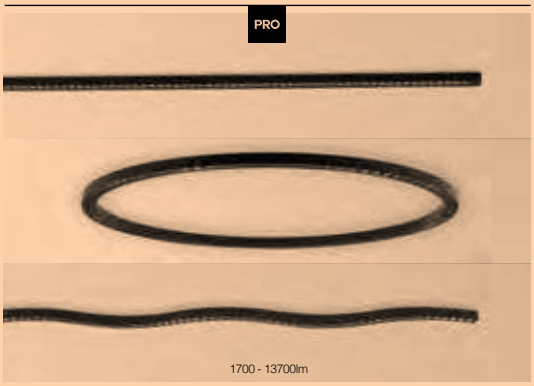

1700 - 13700lm

3 LENGTHS

NEW

CONFORM

P 238

3900 - 7700lm

3 LENGTHS

ONE-AND-ONLY

P 241

PRO

6100 - 9900lm

2 LENGTHS

STREAMLINER

P 243

PRO



4060 - 8120lm

2 LENGTHS

GIBBO

P 245

PRO

810lm

LUMEN OUTPUT mentioned as indicative reach.

INTERIOR CEILING

SURFACE

NEW

STILL

P 247



MILES

P 250

780lm

NEW

MANTELLO

P 254

780-1080lm

SOIREE

P 259

NEW

ZOOVER

P 263



4820lm

2 SIZES

NEW

PAGE503

P 503

LUMEN OUTPUT mentioned as indicative reach.


NIME
PATENTED
THE ABSCENCE IN ITS PRESENCE,
THE PRESENCE IN ITS ABSCENCE.
The black hole reflects no light, but the light of Nime finds its way out.
The tangible part disappears inside its heart, and the intangible part
illuminates the object.
THE FIFTH FORM OF LIGHT
The first form of light is
in the source.
The second is
the invisible form of light itself.
The third is the form of the object revealed
by light before it touches it,
the fourth is the form of the shadow.
And the fifth is the form of the consequence
that comprises all the previous four forms, as
well as the way we feel and experience the
space considering the four forms.
Design by DEAN SKIRA & Delta Light
www.deltalight.com/nime

NIME

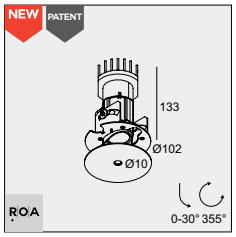

ØKIT x 150

3000K / CRI>90	2700K / CRI>90
LED [E] 10.7W / 814lm / 900mA	LED [E] 10.7W / 814lm / 900mA
FOCUS 20°-50°	
26411 9300 ◇	**26411 9200** ◇
◇ PRIM	

0,8 IP20

REQUIREMENTS
MOUNTING KIT NIME O.F.A. ▸ **26410 0010**
LED POWER SUPPLY

iMAX®

Where the initial evolution in LED and optics focused on better output, smaller chips and longer lifetime, the second evolution is again shifting to user comfort with more precise optics and better light control. As the purpose of the iMax II family is to provide the best visual comfort to the user - thanks to its recessed LED engine - this range is perfect to build further on this evolution: improved efficiency, improved beam angles and the possibility to combine all versions as they use uniform LED engines.

The iMax II range combines premium LED engines with precise optics, delivering high performance, maximum efficacy and high quality illumination. iMax II is using lenses out of plexiglass HW55, a material able to withstand high temperatures and allowing lumen packages up to 2000lm. Next to the high output, the lenses allow for a perfect control of the beam angle and a high uniformity on the light emitting surface, which results in reduced glare. Furthermore, if a different beam angle is required, the lenses can easily be interchanged.

The round versions with trim within the range are available with a clear glass, offering IP54. This enables you to continue minimalism and uniformity throughout bathrooms, wellness areas and other indoor damp locations.

iMax II fits in The Soft Ceiling concept from Delta Light, as it focuses on minimal appearance, giving focus to the light instead of the fixture. As such, the collection fuses Delta Light's aspirations for design sophistication and attention to detail, with precise engineering and premium materials, resulting in minimal fixtures with maximum impact. The interchangeable tubes and colour finishes allow you to apply luminaires that disappear into the background.

www.deltalight.com/imax

IMAX II ROUND

IMAX II SQUARE

IMAX II SQUARE TRIMLESS

iMax II makes use of HW55 acrylic polymer lenses to obtain its optical characteristics. The lenses not only allow to control the light in the desired way, the specific copolymer material is high heat resistant and therefore higher lumen packages can be reached.

HIGH EFFICIENCY

Apart from the high light transmission of the lens for optimum efficiency, its specific construction creates a focal point that is not inside the luminaire, but at the height of the opening in the ceiling. In this way, every single ray of light produced by the LED engine is being directed through the lens towards the opening of the iMax II luminaire. This reduces the spill light inside the luminaire and increases its efficiency.

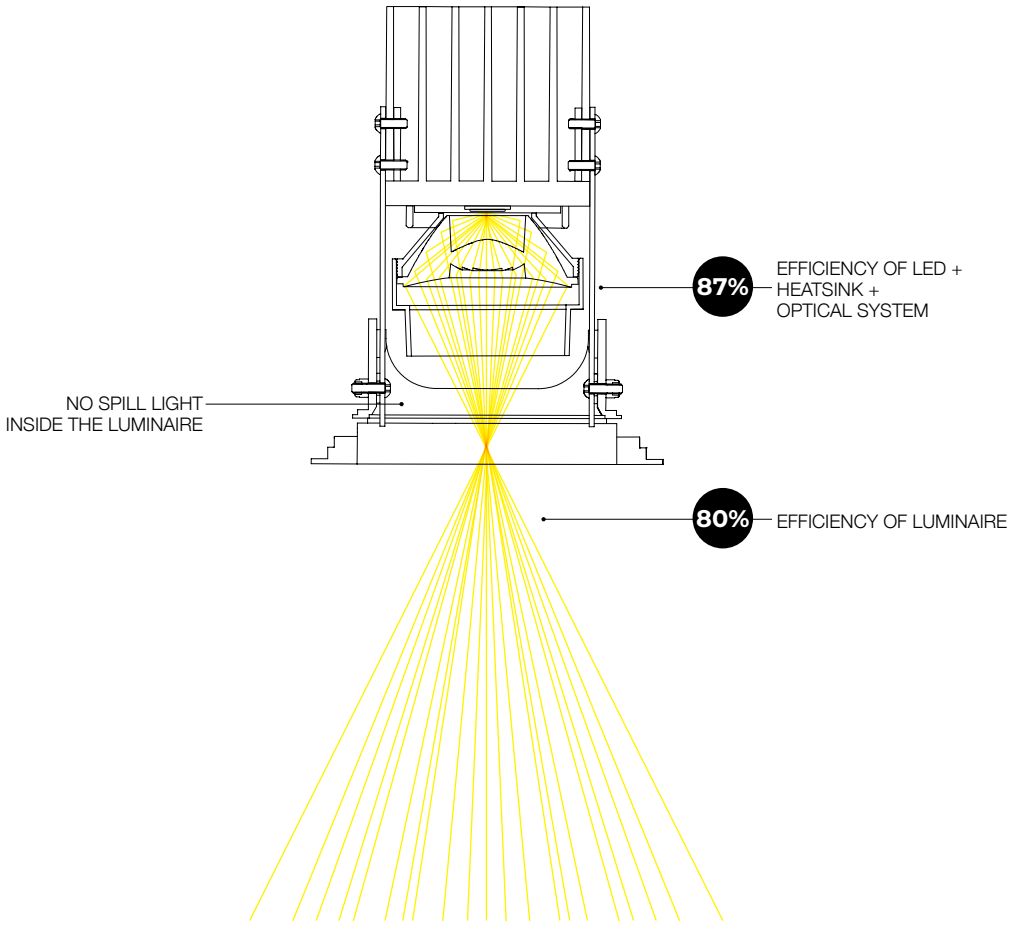

To offer even more flexibility and design freedom to the lighting designer, a range of light refining accessories is available to alter the light effect to the specific needs of the setting. A honeycomb to further minimize the direct glare from the light source, a sandblasted glass to create a diffuse general light effect and 3 specific lenses to either create a more oval or a wider light distribution or to smoothen the edges and create a softer transition.



NO FILTER | SBL GLASS | SPREAD LENS | LINEAR SPREAD LENS | SOFTENING LENS



The adjustable luminaires can easily be used
as a fixed downlight thanks to the lockable tilt.
To avoid people looking directly into the ceiling,
an additional black cover comes standard with the luminaire
to close the luminaire when not tilted.

W + TUBE W

W + TUBE B

W + TUBE MMAT

B + TUBE W

B + TUBE MMAT

ADJUSTABLE WITH TRIM

A versatile accent lighting solution to emphasize individual objects or architectural elements. The tilt mechanism allows the luminaire to be angled with precision up to 30°, allowing for optimum beam alignment. As a result, the light is emitted exactly where you want it. With iMax II Adjustable, the hole in the ceiling is being covered by the trim on the luminaire. It comes as a round or square solution with finishing in white or black and topped off with a colourful tube in white, black or gold.

ADJUSTABLE FLUSH

To further reduce the visual impact on the ceiling, a mounting kit is available to install the standard luminaires flush with the ceiling. This results in a clean ceiling sight, without the repetitiveness of the luminaire trim coming out of the ceiling.

ADJUSTABLE TRIMLESS

A super smooth finish combines ultimate minimalism with maximum eye comfort. This version comes with a trimless mounting kit enabling quick and precise installation and finishing.
Installation in stretched ceilings thanks to special developped kits: CSC (Cold Stretched Ceiling) and WSC (Warm Stretched Ceiling).
The interchangeable black, white or gold insert allows you to match the fixture with its surroundings. iMax II Adjustable Trimless is available in a round and square finish.

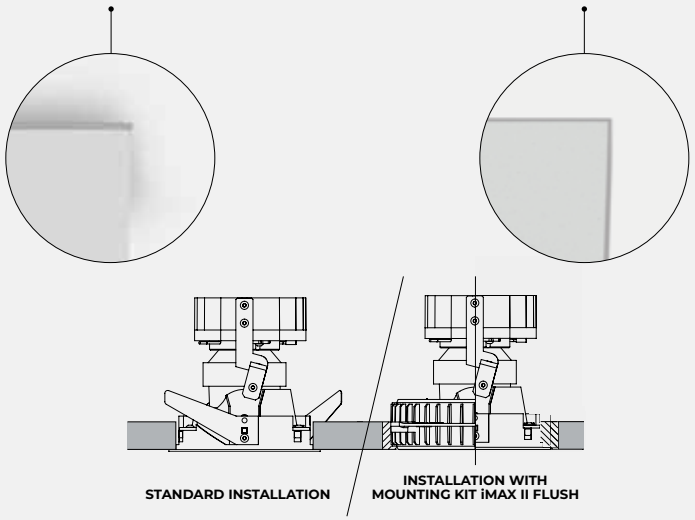

Additional mounting kits allow for multiple installation options. In this way iMax II Trimless can easily be installed in different ceiling types thanks to the versatility of the mounting kits. For the installation of the iMax II with trim, an additional mounting kit can be used to install the luminaire flush into the ceiling without the trim coming out.

IMAX II ROUND ADJUSTABLE LP[1]

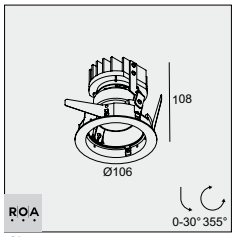

Ø98 x 125 / max.25

3000K / CRI>90			2700K / CRI>90		
LED [Q] 6.1W / 775lm / 350mA LED [Q] 9W / 1076lm / 500mA			LED [Q] 6.1W / 768lm / 350mA LED [Q] 9W / 1067lm / 500mA		
12°	20°	33°	12°	20°	33°
24210 9310 ◇	**24210 9320** ◇	**24210 9330** ◇	**24210 9210** ◇	**24210 9220** ◇	**24210 9230** ◇
◇ B / W					

0,4 IP20

UGR <16

IMAX II ROUND ADJUSTABLE MP[2]

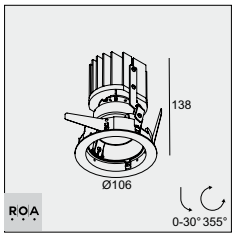

Ø98 x 155 / max.25

3000K / CRI>90			2700K / CRI>90		
LED [R] 11.7W / 1522lm / 350mA LED [R] 17.1W / 2125lm / 500mA			LED [R] 11.7W / 1481lm / 350mA LED [R] 17.1W / 2068lm / 500mA		
18°	26°	39° [3]	18°	26°	39° [3]
24211 9310 ◇	**24211 9320** ◇	**24211 9330** ◇	**24211 9210** ◇	**24211 9220** ◇	**24211 9230** ◇
◇ B / W					

0,5 IP20

UGR <16

IMAX II ROUND ADJUSTABLE CL

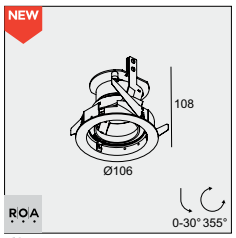

Ø98 x 110 / max.25

3000K / CRI>90	2700K / CRI>90
LED [F] 3.2W / 319lm / 1050mA	LED [F] 3.2W / 280lm / 1050mA
6°	6°
24220 9310 ◇	**24220 9210** ◇
◇ B / W	◇ B / W

0,4 IP20

UGR <16

IMAX II ROUND ADJUSTABLE SOFT

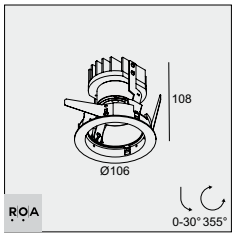

Ø98 x 125 / max.25

SOFT DIM	NEW
2700-1800K / CRI>90	
LED [S] 9.5W / 760lm / 650mA	LED [V] 15.7W / 1257lm / 800mA
40°	
24212 9020 ◇	**24221 9020** ◇
◇ B / W	

0,4 IP20

UGR <16

REQUIREMENTS
iMAX II TUBE ROUND ◇ ▸ **24213 0010** B / MMAT / W
or
iMAX II TUBE ROUND IP ◇ ▸ **24213 0040** B / MMAT / W
LED POWER SUPPLY

OPTIONS
MOUNTING KIT iMAX II ROUND FLUSH ▸ **15215 0010**

ACCESSORIES
iMAX II HONEYCOMB / GLASS SBL / LENS (for LP, MP)
iMAX HONEYCOMB (for CL)

1 MINIMUM RECESSED VOLUME 200 x 200 x 125mm
2 MINIMUM RECESSED VOLUME 350 x 350 x 155mm
3 MAXIMUM 350mA-DC IN COMBINATION WITH ACCESSORIES & TUBE ROUND IN

LED POWER SUPPLY 800MA-DC

	800mA / 17W DIM5	800mA / 17W DIM8
	min.58	min.58
	145 x 45 x 30	145 x 45 x 30
	DALI DIMMING	MAINS DIMMING (FE)
	21012 0065	**21012 0078**
# LED [V]	1	1
	220-240V / 50-60Hz	220-240V / 50-60Hz
	0,1 IP20	0,1 IP20

IMAX II SQUARE ADJUSTABLE LP[1]

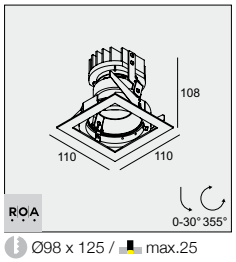

Ø98 x 125 / max.25

3000K / CRI>90			2700K / CRI>90		
LED [Q] 6.1W / 775lm / 350mA LED [Q] 9W / 1076lm / 500mA			LED [Q] 6.1W / 768lm / 350mA LED [Q] 9W / 1067lm / 500mA		
12°	20°	33°	12°	20°	33°
24217 9310 ◇	**24217 9320** ◇	**24217 9330** ◇	**24217 9210** ◇	**24217 9220** ◇	**24217 9230** ◇
◇ B / W					

0,4 IP20

UGR <16

IMAX II SQUARE ADJUSTABLE MP[2]

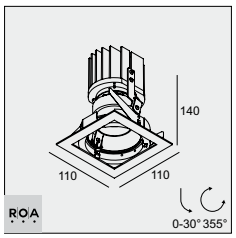

Ø98 x 155 / max.25

3000K / CRI>90			2700K / CRI>90		
LED [R] 11.7W / 1522lm / 350mA LED [R] 17.1W / 2125lm / 500mA			LED [R] 11.7W / 1481lm / 350mA LED [R] 17.1W / 2068lm / 500mA		
18°	26°	39° [3]	18°	26°	39° [3]
24218 9310 ◇	**24218 9320** ◇	**24218 9330** ◇	**24218 9210** ◇	**24218 9220** ◇	**24218 9230** ◇
◇ B / W					

0,5 IP20

UGR <16

IMAX II SQUARE ADJUSTABLE CL

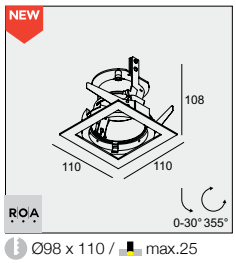

Ø98 x 110 / max.25

3000K / CRI>90	2700K / CRI>90
LED [F] 3.2W / 319lm / 1050mA	LED [F] 3.2W / 280lm / 1050mA
6°	6°
24225 9310 ◇	**24225 9210** ◇
◇ B / W	◇ B / W

0,4 IP20

UGR <16

IMAX II SQUARE ADJUSTABLE SOFT

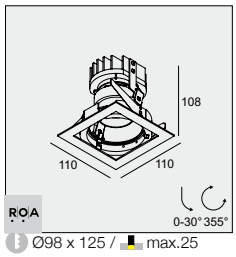

Ø98 x 125 / max.25

SOFT DIM NEW

2700-1800K / CRI>90	
LED [S] 9.5W / 760lm / 650mA	LED [V] 15.7W / 1257lm / 800mA
40°	
24219 9020 ◇	**24223 9020** ◇
◇ B / W	

0,4 IP20

UGR <16

REQUIREMENTS
iMAX II TUBE SQUARE ◇ ▸ **24213 0080** B / MMAT / W
LED POWER SUPPLY

OPTIONS
MOUNTING KIT iMAX II SQUARE FLUSH ▸ **15215 0020**

ACCESSORIES
iMAX II HONEYCOMB / GLASS SBL / LENS (for LP, MP)
iMAX HONEYCOMB (for CL)

1 MINIMUM RECESSED VOLUME 200 x 200 x 125mm
2 MINIMUM RECESSED VOLUME 350 x 350 x 155mm
3 MAXIMUM 350mA-DC IN COMBINATION WITH HONEYCOMB

ARCHITECTS DTR STUDIO / LIGHTING DESIGN BIG ARCHITECTURAL LIGHTING / PHOTOGRAPHY CRIS BELTRÁN

IMAX II ADJUSTABLE TRIMLESS LP[1]

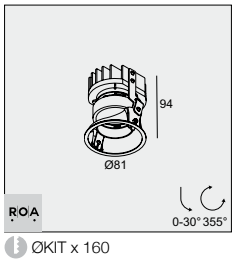

ØKIT x 160

3000K / CRI>90			2700K / CRI>90		
LED [Q] 6.1W / 775lm / 350mA LED [Q] 9W / 1076lm / 500mA			LED [Q] 6.1W / 768lm / 350mA LED [Q] 9W / 1067lm / 500mA		
12°	20°	33°	12°	20°	33°
24214 9310	**24214 9320**	**24214 9330**	**24214 9210**	**24214 9220**	**24214 9230**

0,3 IP20

UGR <16

IMAX II ADJUSTABLE TRIMLESS MP[2]

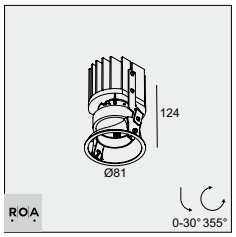

ØKIT x 190

3000K / CRI>90			2700K / CRI>90		
LED [R] 11.7W / 1522lm / 350mA LED [R] 17.1W / 2125lm / 500mA			LED [R] 11.7W / 1481lm / 350mA LED [R] 17.1W / 2068lm / 500mA		
18°	26°	39° [3]	18°	26°	39° [3]
24215 9310	**24215 9320**	**24215 9330**	**24215 9210**	**24215 9220**	**24215 9230**

0,4 IP20

UGR <16

IMAX II ADJUSTABLE TRIMLESS CL

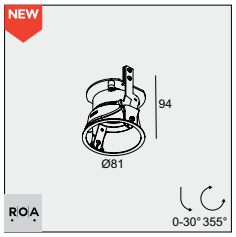

ØKIT x 145

3000K / CRI>90	2700K / CRI>90
LED [F] 3.2W / 319lm / 1050mA	LED [F] 3.2W / 280lm / 1050mA
6°	6°
24224 9310	**24224 9210**

0,4 IP20

UGR <16

IMAX II ADJUSTABLE TRIMLESS SOFT

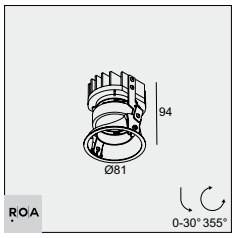

ØKIT x 160

SOFT DIM NEW

2700-1800K / CRI>90	
LED [S] 9.5W / 760lm / 650mA	LED [V] 15.7W / 1257lm / 800mA
40°	
24216 9020	**24222 9020**

0,4 IP20

UGR <16



MIN 4 / MAX 9

MOUNTING KIT S 102 TRIMLESS O.F.A. IN CONCRETE

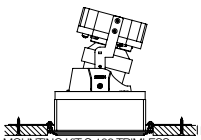

MIN 10 / MAX 15

MOUNTING KIT S 102 TRIMLESS IN PLASTERBOARD

REQUIREMENTS

ROUND:

MOUNTING KIT R 102 TRIMLESS O.F.A. ▸ **15212 2010**
+ iMAX II TUBE ROUND TRIMLESS ◇ ▸ **24213 0020** B / MMAT / W
or MOUNTING KIT R 102 TRIMLESS C.S.C. ▸ **15212 0090**
+ iMAX II TUBE ROUND TRIMLESS ◇ ▸ **24213 0020** B / MMAT / W
or MOUNTING KIT R 102 TRIMLESS W.S.C. ▸ **15212 0170**
+ iMAX II TUBE ROUND TRIMLESS ◇ ▸ **24213 0020** B / MMAT / W
LED POWER SUPPLY

SQUARE:

MOUNTING KIT S 102 TRIMLESS O.F.A. ▸ **400 92 00 OFA**
or MOUNTING KIT S 102 TRIMLESS ▸ **400 92 00**
+ iMAX II TUBE SQUARE TRIMLESS ◇ ▸ **24213 0030** B / MMAT / W
LED POWER SUPPLY

ACCESSORIES

iMAX II HONEYCOMB / GLASS SBL / LENS (for LP, MP)
iMAX HONEYCOMB (for CL)

LED POWER SUPPLY 800MA-DC

	800mA / 17W DIM5	**800mA / 17W DIM8**
	min.58	min.58
	145 x 45 x 30	145 x 45 x 30
	DALI DIMMING	MAINS DIMMING (FE)
	21012 0065	**21012 0078**
# LED [V]	1	1
	220-240V / 50-60Hz	220-240V / 50-60Hz
	0,1 IP20	0,1 IP20

1 MINIMUM RECESSED VOLUME 180 x 180 x 160mm
2 MINIMUM RECESSED VOLUME 300 x 300 x 190mm
3 MAXIMUM 350mA-DC IN COMBINATION WITH HONEYCOMB

SNEAK-R

A wallwash light effect can upgrade any project, adding sophistication and emphasizing detail in interior design. Sneak-R is a top-notch wallwash range in Delta Light's collection, allowing the user to create depth in a room via an evenly illuminated wall. With Sneak-R you can reduce the contrast between a well-lit workspace and its environment, or it gives your artwork the perfect light it deserves.

Engineered to perfection, the Sneak-R combines a slightly curved cover with a lens, resulting in an evenly lit wall, from floor to ceiling. Thanks to the design harmony between led and lens, Sneak-R can be kept very compact and does not attract any attention to the luminaire. The cover design reduces the angle of the mechanical cut-off, resulting in a minimum of glare and a maximum of visual comfort.

www.deltalight.com/sneak-r

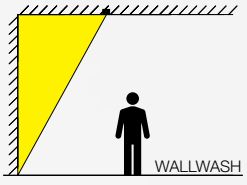

SNEAK-R TRIMLESS

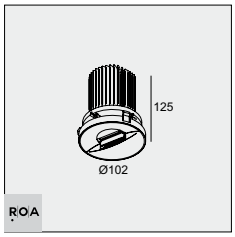

ØKIT x 130

3000K / CRI>90	2700K / CRI>90
LED [I] 11.3W / 1632lm / 350mA	LED [I] 11.3W / 1561lm / 350mA
WALLWASH	
415 362 930 ◇	**415 362 920** ◇
◇ SG / W	

0,6 IP20

SNEAK-R

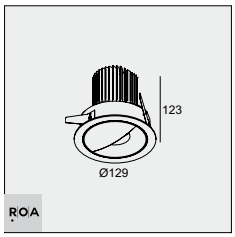

114 x 130 / max.25

3000K / CRI>90	2700K / CRI>90
LED [I] 11.3W / 1632lm / 350mA	LED [I] 11.3W / 1561lm / 350mA
WALLWASH	
415 361 930 ◇	**415 361 920** ◇
◇ W-SG / W-W	

0,8 IP20

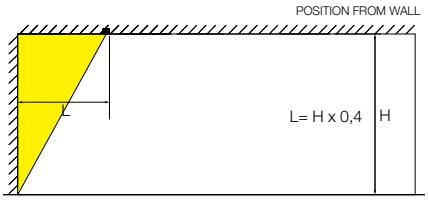

example: H=3000 mm ⟶ L= 3000 mm x 0,4 = 1200 mm

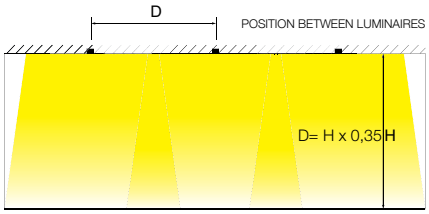

example: H=3000 mm ⟶ D= 3000 mm x 0,35 = 1050 mm

REQUIREMENTS
MOUNTING KIT SNEAK-R TRIMLESS ▸ **415 91 102** (for trimless)
LED POWER SUPPLY

HOLE IN ONE

The name of this product says it all.
The Hole In One - available in both rectangular, square and circular shape - lets you see a hole in the ceiling and nothing else. That is as long as you don't stand underneath this lighting fixture. This fitting offers enough space for different modules being able to point at different directions, all from within the same hole in your ceiling, making it very discreet.

Light and space are inextricably linked with one another, something that the Hole In One plays on so ingeniously. Intended in the first place to be functional lighting, this contemporary design pokes a little fun at its surroundings at the same time. The black background in the fitting creates the illusion of an unfathomable unendingness around the light source. The magnetic mounting of the modules makes it easy to quickly adapt the lighting to a new setting.

www.deltalight.com/hole-in-one

HOLE IN ONE S15



HOLE IN ONE S6

PUT MAGNETIC 20°

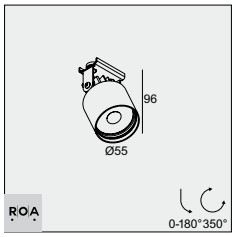

3000K / CRI>90	2700K / CRI>90
LED [H] 7.1W / 812lm / 350mA LED [H] 10.4W / 1128lm / 500mA	LED [H] 7.1W / 779lm / 350mA LED [H] 10.4W / 1083lm / 500mA
20°	
202 911 811 939	**202 911 811 929**

0,2 IP20

PUT MAGNETIC 6°

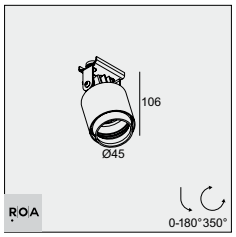

3000K / CRI>90	2700K / CRI>90
LED [F] 3.2W / 319lm / 1050mA	LED [F] 3.2W / 280lm / 1050mA
6°	
202 913 939	**202 913 929**

0,2 IP20

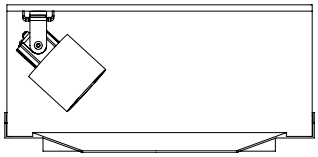

HOLE IN ONE S 15 LED + PUT LED MAGNETIC

PUT CENTER 20°

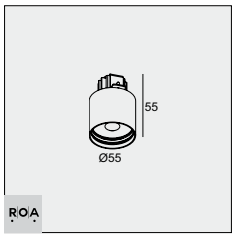

3000K / CRI>90	2700K / CRI>90
LED [H] 7.1W / 812lm / 350mA LED [H] 10.4W / 1128lm / 500mA	LED [H] 7.1W / 779lm / 350mA LED [H] 10.4W / 1083lm / 500mA
20°	
202 912 811 939	**202 912 811 929**

0,2 IP20

PUT CENTER 6°

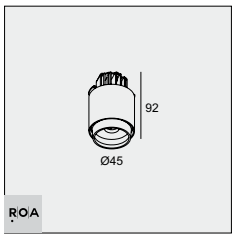

3000K / CRI>90	2700K / CRI>90
LED [F] 3.2W / 319lm / 1050mA	LED [F] 3.2W / 280lm / 1050mA
6°	
202 914 939	**202 914 929**

0,2 IP20

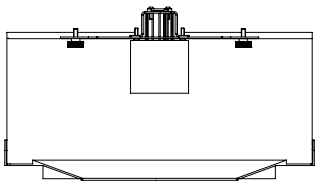

HOLE IN ONE S15 LED + PUT LED CENTER

HOLE IN ONE R15

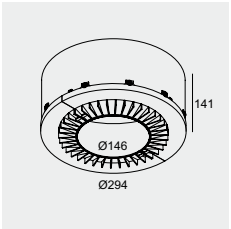

222 x 145 +
(50 for PUT CENTER)
max.12

202 91 97 01

5,2

max.6 PUT LED 350 or 1050mA-DC
max.4 PUT LED 500mA-DC

HOLE IN ONE S15

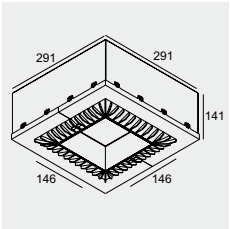

222 x 222 x 145 +
(50 for PUT CENTER)
max.12

202 91 97 11

6,3

max.6 PUT LED 350 or 1050mA-DC
max.4 PUT LED 500mA-DC

REQUIREMENTS
HOLE IN ONE R15 / S15
LED POWER SUPPLY

ACCESSORIES
CONE PUT LED / HONEYCOMB 50

ARCHITECT NIKOLAS DEBRAUWER

PUT S6 MAGNETIC

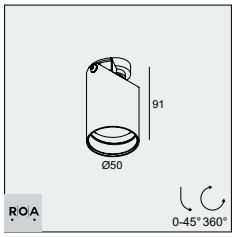

3000K / CRI>90		2700K / CRI>90	
LED [H] 7.1W / 812lm / 350mA LED [H] 10.4W / 1128lm / 500mA		LED [H] 7.1W / 779lm / 350mA LED [H] 10.4W / 1083lm / 500mA	
24°	40°	24°	40°
12817 9320	**12817 9330**	**12817 9220**	**12817 9230**

0,2 IP20

PUT S8 MAGNETIC

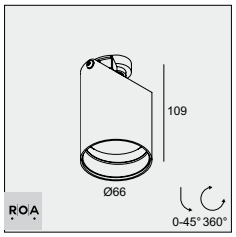

3000K / CRI>90			2700K / CRI>90		
LED [H] 7.1W / 812lm / 350mA LED [H] 10.4W / 1128lm / 500mA LED [H] 15W / 1517lm / 700mA			LED [H] 7.1W / 779lm / 350mA LED [H] 10.4W / 1083lm / 500mA LED [H] 15W / 1456lm / 700mA		
15°	25°	35°	15°	25°	35°
12819 9310	**12819 9320**	**12819 9330**	**12819 9210**	**12819 9220**	**12819 9230**

0,3 IP20

HOLE IN ONE S6

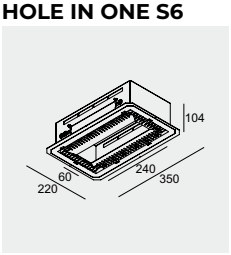

310 x 170 x 105

12816 0000

1,3

max.3 PUT S6

HOLE IN ONE S8

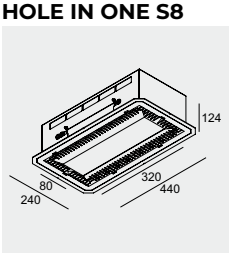

390 x 190 x 125

12818 0000

1,9

max.3 PUT S6 / S8

REQUIREMENTS
HOLE IN ONE S6 / S8 (for put S6)
HOLE IN ONE S8 (for put S8)
LED POWER SUPPLY

ACCESSORIES
PUT S6 HONEYCOMB / SOFTENING LENS (for put S6)
SPY 66 LP/MP HONEYCOMB / SOFTENING LENS /
GLASS (ONLY 350-500mA-DC) (for put S8)

SPLITBOX

Splitbox is a trimless integrated lighting system, with the full flexibility of surface mounted lighting. A black minimalistic cove of 80mm wide and 225mm or 315mm long can be equipped with one, two or three highly flexible spot modules. These Spy modules can remain encapsulated in the ceiling or emerge in its entirety and be tilted 90° while rotate 355°, allowing focused illumination in one swift move.

The black background inside the cove creates an illusion of unendingness around the light spots, enforcing the fully integrated architectural lighting concept. A range of light refining accessories is available to guarantee optimal optic performance and maximum eye comfort. The outside of the Spy modules is available either black or white, which can be combined with exchangeable inserts in multiple colour finishes.

www.deltalight.com/splitbox

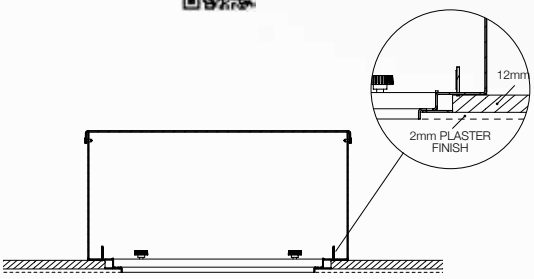

SPLITBOX SPY 52

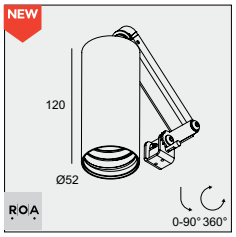

3000K / CRI>90		2700K / CRI>90	
LED [U] 8.6W / 1089lm / 500mA LED [U] 12.4W / 1467lm / 700mA		LED [U] 8.6W / 1041lm / 500mA LED [U] 12.4W / 1403lm / 700mA	
20°	45°	20°	45°
19817 9320 ◇	**19817 9330** ◇	**19817 9220** ◇	**19817 9230** ◇
◇ B / W			
0,7 IP20			

SOFT DIM TUNABLE WHITE

3000-1800K / CRI>90		6500-2700K / CRI>90	
LED [X] 9W / 945lm / 250mA		LED [Y] 9W / 1087lm / 500mA	
20°	45°	20°	45°
19818 9020 ◇	**19818 9030** ◇	**19819 9020** ◇	**19819 9030** ◇
◇ B / W			
0,7 IP20			

SPLITBOX SPY FOCUS LP

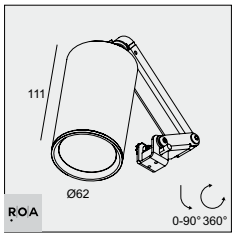

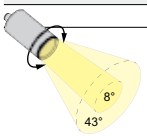

3000K / CRI>90	2700K / CRI>90
LED [Q] 6.1W / 775lm / 350mA LED [Q] 9W / 1076lm / 500mA	LED [Q] 6.1W / 768lm / 350mA LED [Q] 9W / 1067lm / 500mA
8-43°	
19723 9300 ◇	**19723 9200** ◇
◇ B / W	
0,5 IP20	

LED POWER SUPPLY 2CH TW 500MA-DC

	500mA / 25W TW DIM5
	min.86
	123 x 79 x 24
	DALI DIMMING (DT8)
	21012 0355
# LED [Y]	1-2
	220-240V / 50-60Hz
	0,1 IP20

SPLITBOX 2

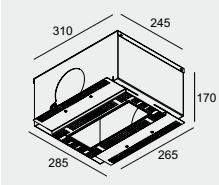

275 x 150 x 180 / max.12

417 00 02 ◇

◇ B

5,2

max.2 SPLITBOX SPY

SPLITBOX 3

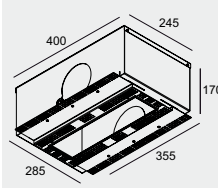

365 x 150 x 180 / max.12

417 00 03 ◇

◇ B

6,3

max.3 SPLITBOX SPY

REQUIREMENTS
SPLITBOX 2 / 3
SPY 52 TUBE ◇ ▸ **19810 0100** B / FBR / FG / GC / W
(not for spy focus)
LED POWER SUPPLY

ACCESSORIES
HONEYCOMB / LENS / GLASS 42 (max 500mA)

CARREE

The Carree range is Delta Light's answer for easy-to-install, timeless and functional recessed spots, as it has been a Delta Light classic for many years. This family of square recessed luminaires offers refined solutions for LED or halogen, either with or without trim. The straight lines in the design make a contemporary spot out of Carree, not only useful in modern architecture but also in many other applications.
Carree can be used throughout the entire project, as it also includes IP44 solutions for bathrooms and even IP65 luminaires for outdoor use.

www.deltalight.com/carree

CARREE ST OK **CARREE ST L**

CARREE TRIMLESS LED IP

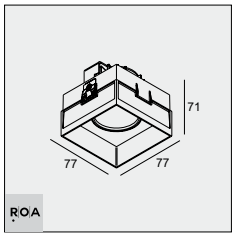

Ø KIT x 75

3000K / CRI>90	2700K / CRI>90
LED [H] 7.1W / 812lm / 350mA LED [H] 10.4W / 1128lm / 500mA	LED [H] 7.1W / 779lm / 350mA LED [H] 10.4W / 1083lm / 500mA
33°	
202 511 811 932 ◇	**202 511 811 922** ◇
◇ W	
0,3 IP44	

CARREE TRIMLESS OK LED

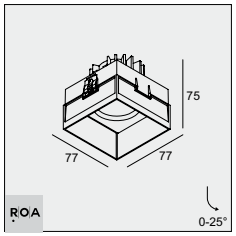

Ø KIT x 85

3000K / CRI>80	2700K / CRI>80	2700-1800K / CRI>90
LED [H] 7.1W / 812lm / 350mA LED [H] 10.4W / 1128lm / 500mA	LED [H] 7.1W / 779lm / 350mA LED [H] 10.4W / 1083lm / 500mA	LED [S] 9.5W / 760lm / 650mA
33°		40°
202 510 811 932 ◇	**202 510 811 922** ◇	**202 510 1902** ◇
◇ B / W		
0,3 IP20 IP23		

REQUIREMENTS
MOUNTING KIT 75 TRIMLESS ▸ **202 01 75**
or MOUNTING KIT 75 TRIMLESS O.F.A. ▸ **202 01 75 OFA**
LED POWER SUPPLY

CARREE TRIMLESS LED +
MOUNTING KIT 75 TRIMLESS O.F.A. IN CONCRETE

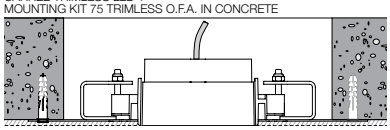

ADJUSTABLE 10mm

ARCHITECT ISV ARCHITECTS / INTERIOR DESIGNER NELLY SFAKIANAKI ARCHITECTURE & INTERIOR DESIGN / LANDSCAPE DESIGN H. PANGALOU & ASSOCIATES LANDSCAPE ARCHITECTS / LIGHTING DESIGN FOSS S.A. LIGHTING DESIGN / PHOTOGRAPHY GAVRIIL PAPADIOTIS (WWW.GAVRIILUX.COM)

CARREE ST LED IP

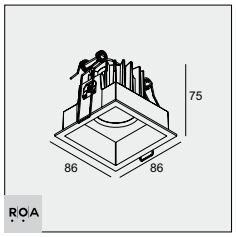

75 x 75 x 80 / max.35

3000K / CRI>90	2700K / CRI>90
LED [H] 7.1W / 812lm / 350mA LED [H] 10.4W / 1128lm / 500mA	LED [H] 7.1W / 779lm / 350mA LED [H] 10.4W / 1083lm / 500mA
33°	
11045 9320 ◇	**11045 9220** ◇
◇ W	
0,4 IP44	

CARREE ST OK LED

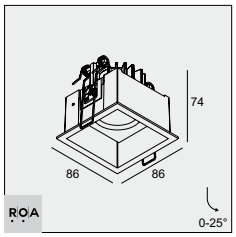

75 x 75 x 80 / max.35

3000K / CRI>90	2700K / CRI>90	2700-1800K / CRI>90
LED [H] 7.1W / 812lm / 350mA LED [H] 10.4W / 1128lm / 500mA	LED [H] 7.1W / 779lm / 350mA LED [H] 10.4W / 1083lm / 500mA	LED [S] 9.5W / 760lm / 650mA
33°		40°
11046 9320 ◇	**11046 9220** ◇	**11047 9020** ◇
◇ B / W		
0,4 IP20 IP23		

CARREE ST L LED

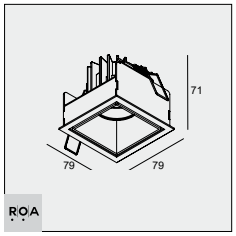

75 x 75 x 80 / max.35

3000K / CRI>90	2700K / CRI>90
LED [H] 7.1W / 812lm / 350mA LED [H] 10.4W / 1128lm / 500mA	LED [H] 7.1W / 779lm / 350mA LED [H] 10.4W / 1083lm / 500mA
33°	
202 53 811 932 ◇	**202 53 811 922** ◇
◇ B-MMAT / W-B / W-W	
0,4 IP20 IP43	

CARREE II OK HI

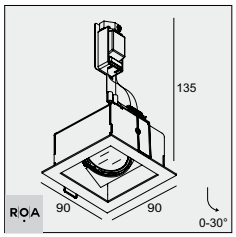

75 x 75 x 90 / max.35

1 x QPAR51 max.50W
202 21 33 ◇
◇ A / W (max.35W)
GU10 / 100-240V / 50-60Hz
0,3 IP20 0,5

REQUIREMENTS
LED POWER SUPPLY

OPTIONS
PLASTERKIT 161 ▸ **207 01 161**
CONCRETE BOX 161 ▸ **270 11 161**
MOUNTING KIT 75 ▸ **202 00 75**
LED SOLUTION - PAG TEC 10 (for carree II OK HI)

EN-SUITE

With an impressive delivered output of 130 lumens per watt, in a 54 x 50 mm fitting, En-Suite represents the next generation of downlights.

The super energy-efficient En-Suite has the wellbeing of its users and the planet in mind. Reduced glare technology offers comfort to all who experience it. En-Suite is made from minimal components and is for 80% recyclable.

En-Suite is available in IP20 and IP44, which allows a uniform look throughout all spaces of your project, be it a hotel, restaurant or home, even in damp locations such as bathrooms. En-Suite comes fix, adjustable, round, square, single and double, spot and flood, offering solutions for all needs in your project.

En-Suite presents an answer when facing limited installation height in ceilings.
When using a fixed fitting and remote driver, En-Suite requires a 50 mm installation height. With its diameter of 54 mm, a circular cut-out of 48 mm suffices for a quick installation, no kit needed.
For a smooth and virtually trimless result.

www.deltalight.com/en-suite



EN-SUITE S **EN-SUITE 2S**

EN-SUITE R

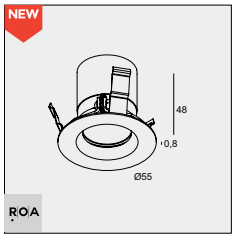

48 x 50 / max.25

3000K / CRI>80		2700K / CRI>80		3000K / CRI>90		2700K / CRI>90	
LED [U] 4.1W / 709lm / 250mA		LED [U] 4.1W / 667lm / 250mA		LED [U] 4.1W / 576lm / 250mA		LED [U] 4.1W / 551lm / 250mA	
18°	37°	18°	37°	18°	37°	18°	37°
26311 8310 ◇	**26311 8330** ◇	**26311 8210** ◇	**26311 8230** ◇	**26311 9310** ◇	**26311 9330** ◇	**26311 9210** ◇	**26311 9230** ◇
◇ B / W							
0,1 IP20							

EN-SUITE R IP

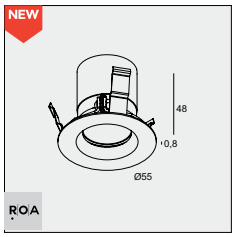

48 x 50 / max.25

3000K / CRI>80		2700K / CRI>80		3000K / CRI>90		2700K / CRI>90	
LED [U] 4.1W / 709lm / 250mA		LED [U] 4.1W / 667lm / 250mA		LED [U] 4.1W / 576lm / 250mA		LED [U] 4.1W / 551lm / 250mA	
18°	37°	18°	37°	18°	37°	18°	37°
26312 8310 ◇	**26312 8330** ◇	**26312 8210** ◇	**26312 8230** ◇	**26312 9310** ◇	**26312 9330** ◇	**26312 9210** ◇	**26312 9230** ◇
◇ B / W							
0,1 IP20 IP44							

EN-SUITE R OK

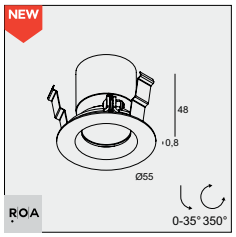

48 x 64 / max.25

3000K / CRI>80		2700K / CRI>80		3000K / CRI>90		2700K / CRI>90	
LED [U] 4.1W / 709lm / 250mA		LED [U] 4.1W / 667lm / 250mA		LED [U] 4.1W / 576lm / 250mA		LED [U] 4.1W / 551lm / 250mA	
18°	37°	18°	37°	18°	37°	18°	37°
26315 8310 ◇	**26315 8330** ◇	**26315 8210** ◇	**26315 8230** ◇	**26315 9310** ◇	**26315 9330** ◇	**26315 9210** ◇	**26315 9230** ◇
◇ B / W							
0,1 IP20							

EN-SUITE R OK IP

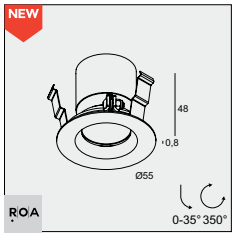

48 x 64 / max.25

3000K / CRI>80		2700K / CRI>80		3000K / CRI>90		2700K / CRI>90	
LED [U] 4.1W / 709lm / 250mA		LED [U] 4.1W / 667lm / 250mA		LED [U] 4.1W / 576lm / 250mA		LED [U] 4.1W / 551lm / 250mA	
18°	37°	18°	37°	18°	37°	18°	37°
26316 8310 ◇	**26316 8330** ◇	**26316 8210** ◇	**26316 8230** ◇	**26316 9310** ◇	**26316 9330** ◇	**26316 9210** ◇	**26316 9230** ◇
◇ B / W							
0,1 IP20 IP44							

REQUIREMENTS
LED POWER SUPPLY

LED POWER SUPPLY 250MA-DC

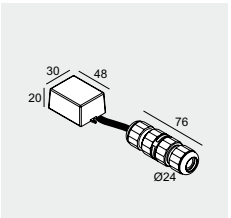

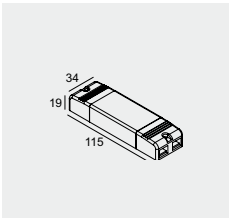

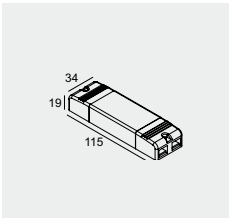

	250mA / 10W DIM8	**250mA / 10W DIM5**	**250mA / 10W**
	min. 40	min. 40	min. 40
	MAINS DIMMABLE (FE)	DALI DIMMABLE	NON DIMMABLE
	21012 0338	**21012 0095**	**21012 0080**
# LED [U]	1	1-2	1-2
	220-240V / 50-60Hz	220-240V / 0 | 50-60Hz	110-240V / 0 | 50-60Hz
	0,1 IP20	0,1 IP20	0,1 IP20

EN-SUITE S

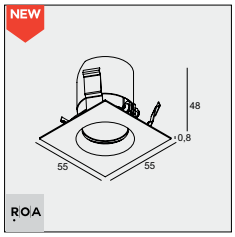

48 x 50 / max.25

3000K / CRI>80		2700K / CRI>80		3000K / CRI>90		2700K / CRI>90	
LED [U] 4.1W / 709lm / 250mA		LED [U] 4.1W / 667lm / 250mA		LED [U] 4.1W / 576lm / 250mA		LED [U] 4.1W / 551lm / 250mA	
18°	37°	18°	37°	18°	37°	18°	37°
26313 8310 ◇	**26313 8330** ◇	**26313 8210** ◇	**26313 8230** ◇	**26313 9310** ◇	**26313 9330** ◇	**26313 9210** ◇	**26313 9230** ◇
◇ B / W							
0,1 IP20							

EN-SUITE S IP

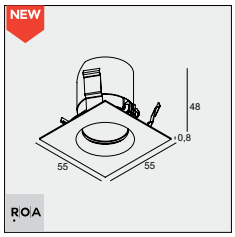

48 x 50 / max.25

3000K / CRI>80		2700K / CRI>80		3000K / CRI>90		2700K / CRI>90	
LED [U] 4.1W / 709lm / 250mA		LED [U] 4.1W / 667lm / 250mA		LED [U] 4.1W / 576lm / 250mA		LED [U] 4.1W / 551lm / 250mA	
18°	37°	18°	37°	18°	37°	18°	37°
26314 8310 ◇	**26314 8330** ◇	**26314 8210** ◇	**26314 8230** ◇	**26314 9310** ◇	**26314 9330** ◇	**26314 9210** ◇	**26314 9230** ◇
◇ B / W							
0,1 IP20 IP44							

EN-SUITE S OK

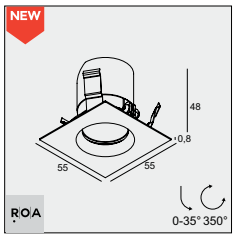

48 x 64 / max.25

3000K / CRI>80		2700K / CRI>80		3000K / CRI>90		2700K / CRI>90	
LED [U] 4.1W / 709lm / 250mA		LED [U] 4.1W / 667lm / 250mA		LED [U] 4.1W / 576lm / 250mA		LED [U] 4.1W / 551lm / 250mA	
18°	37°	18°	37°	18°	37°	18°	37°
26317 8310 ◇	**26317 8330** ◇	**26317 8210** ◇	**26317 8230** ◇	**26317 9310** ◇	**26317 9330** ◇	**26317 9210** ◇	**26317 9230** ◇
◇ B / W							
0,1 IP20							

EN-SUITE S OK IP

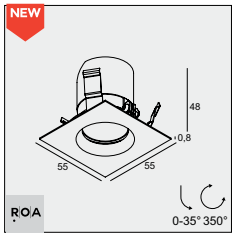

48 x 64 / max.25

3000K / CRI>80		2700K / CRI>80		3000K / CRI>90		2700K / CRI>90	
LED [U] 4.1W / 709lm / 250mA		LED [U] 4.1W / 667lm / 250mA		LED [U] 4.1W / 576lm / 250mA		LED [U] 4.1W / 551lm / 250mA	
18°	37°	18°	37°	18°	37°	18°	37°
26318 8310 ◇	**26318 8330** ◇	**26318 8210** ◇	**26318 8230** ◇	**26318 9310** ◇	**26318 9330** ◇	**26318 9210** ◇	**26318 9230** ◇
◇ B / W							
0,1 IP20 IP44							

LED POWER SUPPLY 250MA-DC

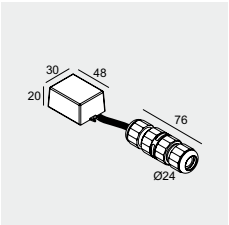

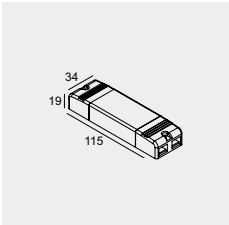

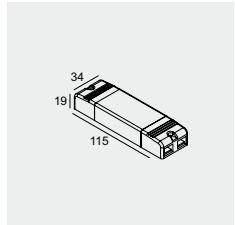

	250mA / 10W DIM8	**250mA / 10W DIM5**	**250mA / 10W**
	min. 40	min. 40	min. 40
	MAINS DIMMABLE (FE)	DALI DIMMABLE	NON DIMMABLE
	21012 0338	**21012 0095**	**21012 0080**
# LED [U]	1	1-2	1-2
	220-240V / 50-60Hz	220-240V / 0|50-60Hz	110-240V / 0|50-60Hz
	0,1 IP20	0,1 IP20	0,1 IP20

REQUIREMENTS
LED POWER SUPPLY

EN-SUITE 2S

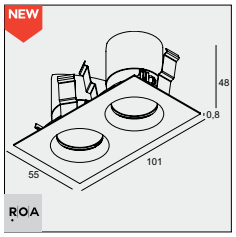

93 x 48 x 50 / max.25

3000K / CRI>80		2700K / CRI>80		3000K / CRI>90		2700K / CRI>90	
2 x LED [U] 4.1W / 709lm / 250mA		2 x LED [U] 4.1W / 667lm / 250mA		2 x LED [U] 4.1W / 576lm / 250mA		2 x LED [U] 4.1W / 551lm / 250mA	
18°	37°	18°	37°	18°	37°	18°	37°
26319 8310 ◇	**26319 8330** ◇	**26319 8210** ◇	**26319 8230** ◇	**26319 9310** ◇	**26319 9330** ◇	**26319 9210** ◇	**26319 9230** ◇
◇ B / W							

0,2 IP20

EN-SUITE 2S IP

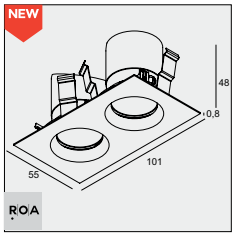

93 x 48 x 50 / max.25

3000K / CRI>80		2700K / CRI>80		3000K / CRI>90		2700K / CRI>90	
2 x LED [U] 4.1W / 709lm / 250mA		2 x LED [U] 4.1W / 667lm / 250mA		2 x LED [U] 4.1W / 576lm / 250mA		2 x LED [U] 4.1W / 551lm / 250mA	
18°	37°	18°	37°	18°	37°	18°	37°
26320 8310 ◇	**26320 8330** ◇	**26320 8210** ◇	**26320 8230** ◇	**26320 9310** ◇	**26320 9330** ◇	**26320 9210** ◇	**26320 9230** ◇
◇ B / W							

0,2 IP20 IP44

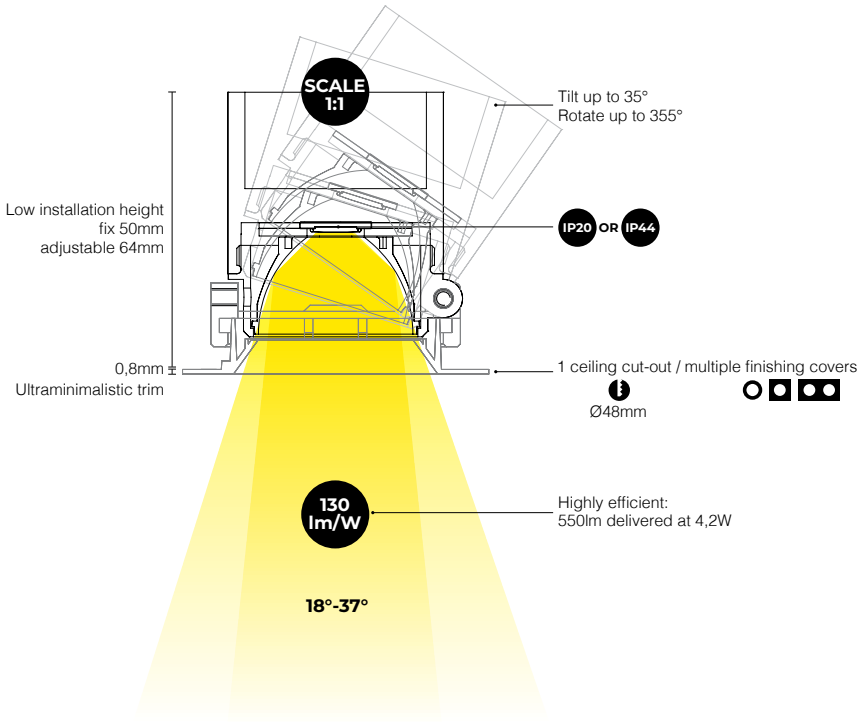

REO

The Reo collection is more than one product, it is a family which offers a solution for many lighting demands, from residential to hotel, restaurant to retail and much more. In line with this philosophy, Reo comes in single and double fixtures, round or square, adjustable or fixed, in multiple finishing colours, for both indoor and outdoor use.
The design of these recessed conical spots delivers a hardly visible transition from the intense light to the ceiling, resulting in a halo-like effect, ideal to give the space an extra dimension.

MICRO REO
Being the smallest member of the family, Micro Reo excels in minimalism in design and excellence in performance as it offers a 7,1W LED solution. It comes as an IP20 version and as a luminaire with higher IP-rating that can be used in bathrooms and other wet areas.

MINI REO
Mini Reo offers a multitude of lighting solutions, as it combines multiple beam angles in both non- adjustable and adjustable luminaires. Spot, Medium or Flood can be combined to fit the specific needs of the project.

REO
Similar to Mini Reo, Reo offers adjustable and non-adjustable downlights in multiple beam angles. With an output up to 10,4W, Reo can easily be integrated into hospitality and residential projects, especially when using the Soft Dim version which creates a warm and cosy atmosphere when dimming down the luminaire. Reo comes in a round and square design. Within the round design one can opt for a smooth finishing of the inner cone or choose the ribbed version that reduces the glare thanks to its cascading transition from light source to ceiling.

www.deltalight.com/reo

MICRO REO

MINI REO

REO RIBS

REO 2S

				MICRO REO	MINI REO II	REO			
				LED 812 lm	LED 775 - 1076 lm	LED 812 - 1128 lm			
				Ø54	Ø63	Ø82	Ø104	104 x 104 mm	196 x 104 mm
INTERIOR	■	FIX		✓ IP43	✓	✓ IP44			
		ADJUSTABLE			✓		✓	✓	
								✓	✓
EXTERIOR	■	FIX		✓ IP43	✓ IP65	✓ IP44 / IP65			

MICRO REO

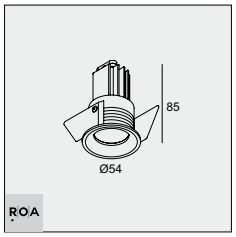

46 x 90 / min.5

3000K / CRI>90	2700K / CRI>90
LED [H] 7.1W / 812lm / 350mA	LED [H] 7.1W / 779lm / 350mA
35°	
302 22 811 932 ◇	**302 22 811 922** ◇
◇ B / W	
0,2 IP20	

MICRO REO X

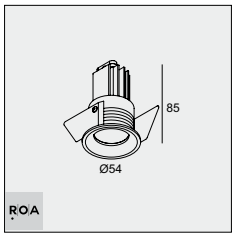

46 x 90 / min.5

3000K / CRI>90	2700K / CRI>90
LED [H] 7.1W / 812lm / 350mA	LED [H] 7.1W / 779lm / 350mA
35°	
302 23 811 932 ◇	**302 23 811 922** ◇
◇ B / W	
0,2 IP20 IP43	

MINI REO II

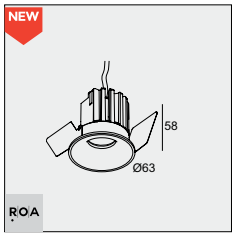

Ø56x 60 / min.5

3000K / CRI>90			2700K / CRI>90		
LED [Q] 6.1W / 775lm / 350mA LED [Q] 9W / 1076lm / 500mA			LED [Q] 6.1W / 768lm / 350mA LED [Q] 9W / 1067lm / 500mA		
18°	25°	37°	18°	25°	37°
19351 9310 ◇	**19351 9320** ◇	**19351 9330** ◇	**19351 9210** ◇	**19351 9220** ◇	**19351 9230** ◇
◇ B / W					
0,3 IP20					

MINI REO II OK

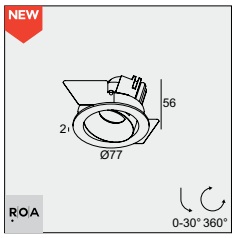

Ø70x 60 / min.5

3000K / CRI>90			2700K / CRI>90		
LED [Q] 6.1W / 775lm / 350mA LED [Q] 9W / 1076lm / 500mA			LED [Q] 6.1W / 768lm / 350mA LED [Q] 9W / 1067lm / 500mA		
18°	25°	37°	18°	25°	37°
19353 9310 ◇	**19353 9320** ◇	**19353 9330** ◇	**19353 9210** ◇	**19353 9220** ◇	**19353 9230** ◇
◇ B / W					
0,3 IP20					

REQUIREMENTS
LED POWER SUPPLY

REO RIBS S1

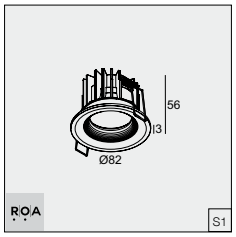

76 x 55 / max.22

3000K / CRI>90		2700K / CRI>90		2700-1800K / CRI>90
LED [H] 7.1W / 812lm / 350mA LED [H] 10.4W / 1128lm / 500mA		LED [H] 7.1W / 779lm / 350mA LED [H] 10.4W / 1083lm / 500mA		LED [S] 9.5W / 760lm / 650mA
33°	50°	33°	50°	40°
202 263 811 932 ◇	**202 263 811 933** ◇	**202 263 811 922** ◇	**202 263 811 923** ◇	**202 265 1902** ◇
◇ FBR / FG / W				

0,4 IP20 IP43

REO RIBS S2

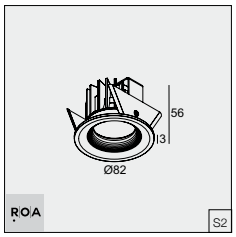

76 x 55

3000K / CRI>90		2700K / CRI>90		2700-1800K / CRI>90
LED [H] 7.1W / 812lm / 350mA LED [H] 10.4W / 1128lm / 500mA		LED [H] 7.1W / 779lm / 350mA LED [H] 10.4W / 1083lm / 500mA		LED [S] 9.5W / 760lm / 650mA
33°	50°	33°	50°	40°
202 2632 811 932 ◇	**202 2632 811 933** ◇	**202 2632 811 922** ◇	**202 2632 811 923** ◇	**202 2652 1902** ◇
◇ FBR / FG / W				

0,4 IP20 IP43

REO RIBS IP S1

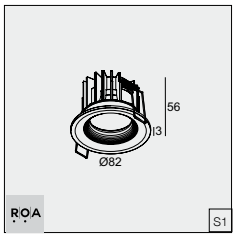

76 x 55 / max.22

3000K / CRI>90		2700K / CRI>90	
LED [H] 7.1W / 812lm / 350mA LED [H] 10.4W / 1128lm / 500mA		LED [H] 7.1W / 779lm / 350mA LED [H] 10.4W / 1083lm / 500mA	
33°	50°	33°	50°
202 264 811 932 ◇	**202 264 811 933** ◇	**202 264 811 922** ◇	**202 264 811 923** ◇
◇ FBR / FG / W			

0,4 IP20 IP44

REO RIBS IP S2

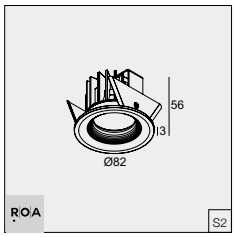

76 x 55

3000K / CRI>90		2700K / CRI>90	
LED [H] 7.1W / 812lm / 350mA LED [H] 10.4W / 1128lm / 500mA		LED [H] 7.1W / 779lm / 350mA LED [H] 10.4W / 1083lm / 500mA	
33°	50°	33°	50°
202 2642 811 932 ◇	**202 2642 811 933** ◇	**202 2642 811 922** ◇	**202 2642 811 923** ◇
◇ FBR / FG / W			

0,4 IP20 IP44

REQUIREMENTS
LED POWER SUPPLY

OPTIONS
PLASTERKIT 101 ▸ **202 11 19** (for S1)

REO S1

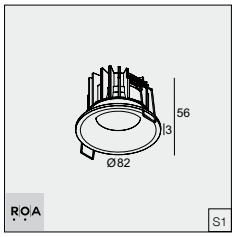

76 x 55 / max.22

3000K / CRI>90		2700K / CRI>90		2700-1800K / CRI>90
LED [H] 7.1W / 812lm / 350mA LED [H] 10.4W / 1128lm / 500mA		LED [H] 7.1W / 779lm / 350mA LED [H] 10.4W / 1083lm / 500mA		LED [S] 9.5W / 760lm / 650mA
33°	50°	33°	50°	40°
202 26 811 932 ◇	**202 26 811 933** ◇	**202 26 811 922** ◇	**202 26 811 923** ◇	**202 26 1902** ◇
◇ B / W				

0,4 IP20 IP43

REO S2

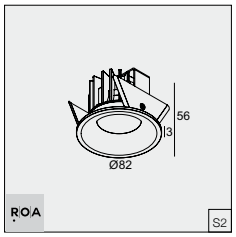

76 x 55

3000K / CRI>90		2700K / CRI>90		2700-1800K / CRI>90
LED [H] 7.1W / 812lm / 350mA LED [H] 10.4W / 1128lm / 500mA		LED [H] 7.1W / 779lm / 350mA LED [H] 10.4W / 1083lm / 500mA		LED [S] 9.5W / 760lm / 650mA
33°	50°	33°	50°	40°
202 262 811 932 ◇	**202 262 811 933** ◇	**202 262 811 922** ◇	**202 262 811 923** ◇	**202 262 1902** ◇
◇ B / W				

0,4 IP20 IP43

REO OK S1

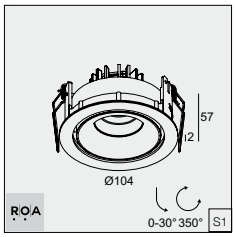

98 x 65 / max.30

3000K / CRI>90		2700K / CRI>90		2700-1800K / CRI>90
LED [H] 7.1W / 812lm / 350mA LED [H] 10.4W / 1128lm / 500mA		LED [H] 7.1W / 779lm / 350mA LED [H] 10.4W / 1083lm / 500mA		LED [S] 9.5W / 760lm / 650mA
33°	50°	33°	50°	40°
202 37 811 932 ◇	**202 37 811 933** ◇	**202 37 811 922** ◇	**202 37 811 923** ◇	**202 37 1902** ◇
◇ B / W				

0,4 IP20 IP23

REO OK S2

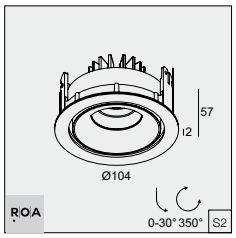

98 x 65

3000K / CRI>90		2700K / CRI>90		2700-1800K / CRI>90
LED [H] 7.1W / 812lm / 350mA LED [H] 10.4W / 1128lm / 500mA		LED [H] 7.1W / 779lm / 350mA LED [H] 10.4W / 1083lm / 500mA		LED [S] 9.5W / 760lm / 650mA
33°	50°	33°	50°	40°
202 372 811 932 ◇	**202 372 811 933** ◇	**202 372 811 922** ◇	**202 372 811 923** ◇	**202 372 1902** ◇
◇ B / W				

0,4 IP20 IP23

REQUIREMENTS
LED POWER SUPPLY

OPTIONS
PLASTERKIT 101 ▸ **202 11 19** (for S1)
PLASTERKIT 170 ▸ **207 01 170** (for OK S1)

REO S OK

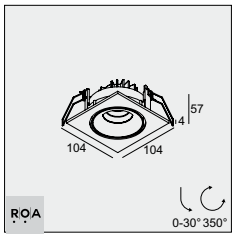

98 x 70 / max.30

SOFT DIM

3000K / CRI>90		2700K / CRI>90		2700-1800K / CRI>90
LED [H] 7.1W / 812lm / 350mA LED [H] 10.4W / 1128lm / 500mA		LED [H] 7.1W / 779lm / 350mA LED [H] 10.4W / 1083lm / 500mA		LED [S] 9.5W / 760lm / 650mA
33°	50°	33°	50°	40°
202 38 811 932 ◇	**202 38 811 933** ◇	**202 38 811 922** ◇	**202 38 811 923** ◇	**202 38 1902** ◇
◇ W				
0,4 IP20 IP23				

REO 2 S OK

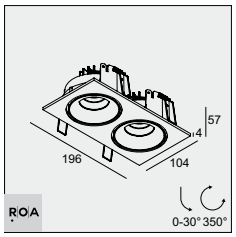

190 x 98 x 70 / max.30

SOFT DIM

3000K / CRI>90		2700K / CRI>90		2700-1800K / CRI>90
2 x LED [H] 7.1W / 812lm / 350mA 2 x LED [H] 10.4W / 1128lm / 500mA		2 x LED [H] 7.1W / 779lm / 350mA 2 x LED [H] 10.4W / 1083lm / 500mA		2 x LED [S] 9.5W / 760lm / 650mA
33°	50°	33°	50°	40°
202 38 812 932 ◇	**202 38 812 933** ◇	**202 38 812 922** ◇	**202 38 812 923** ◇	**202 38 2902** ◇
◇ W				
0,8 IP20 IP23				

REQUIREMENTS
LED POWER SUPPLY

OPTIONS
PLASTERKIT 170 ▸ **207 01 170** (for S OK)

ARTUUR

Everything about Artuur catches the eye, be it its design, its optical compartment or its small protrusion when installed into the ceiling. Artuur comes as a downlight with sloping edges towards the center, both round and square. The design twist is in the asymmetrical square version, easily deceiving the eye but inspiring you to present creative layouts.

Another design element is the sophisticated lens on top of the deeply placed LED. While offering an outstanding quality of light, its remarkable aesthetics wow you, even when Artuur is not turned on.
Additionally, Artuur can combine pleasant general lighting with uniform wall washing, as a secondary LED module softly throws its light on vertical surfaces.

When installed into the ceiling, Artuur adds depth into the room owing to its gentle protruding ring. Small enough to be noticed, big enough to make a difference. Put the complete luminaire into a recessing kit and Artuur goes from protruding to trimless, refinement at best!

www.deltalight.com/artuur

ARTUUR S



ARTUUR WALLWASH

ARTUUR R

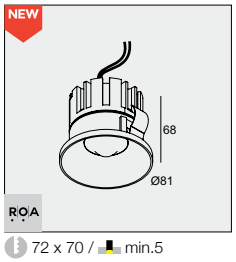

72 x 70 / min.5

3000K / CRI>90			2700K / CRI>90		
LED [U] 5.8W / 787lm / 350mA LED [U] 8.6W / 1089lm / 500mA			LED [U] 5.8W / 753lm / 350mA LED [U] 8.6W / 1041lm / 500mA		
30°	60°	50-105° *	30°	60°	50-105° *
27711 9310 ◇	**27711 9320** ◇	**27711 9330** ◇	**27711 9210** ◇	**27711 9220** ◇	**27711 9230** ◇
◇ B / GC / W					
0,4 IP20					

SOFT DIM

3000-1800K / CRI>90
LED [W] 6W / 623lm / 350mA
60°
27712 9020 ◇
◇ B / GC / W
0,4 IP20

ARTUUR R IP

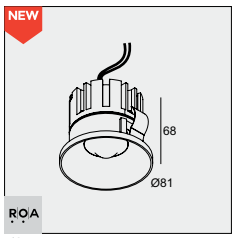

72 x 70 / min.5

3000K / CRI>90			2700K / CRI>90		
LED [U] 5.8W / 787lm / 350mA LED [U] 8.6W / 1089lm / 500mA			LED [U] 5.8W / 753lm / 350mA LED [U] 8.6W / 1041lm / 500mA		
30°	60°	50-105° *	30°	60°	50-105° *
27713 9310 ◇	**27713 9320** ◇	**27713 9330** ◇	**27713 9210** ◇	**27713 9220** ◇	**27713 9230** ◇
◇ B / GC / W					
0,4 IP20 IP44					

SOFT DIM

3000-1800K / CRI>90
LED [W] 6W / 623lm / 350mA
60°
27714 9020 ◇
◇ B / GC / W
0,4 IP20 IP44

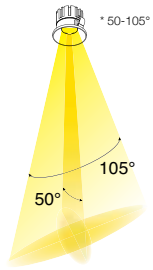

ARTUUR R +
MOUNTING KIT TRIMLESS O.F.A. ARTUUR R

ARTUUR R

REQUIREMENTS
LED POWER SUPPLY

OPTIONS
MOUNTING KIT TRIMLESS O.F.A. ARTUUR R ▸ **27710 0010**

ARTUUR R WALLWASH

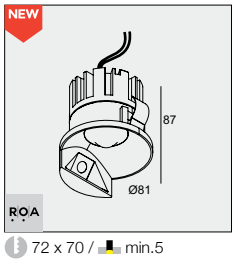

72 x 70 / min.5

3000K / CRI>90	2700K / CRI>90
DOWN: LED [U] 5.8W / 787lm / 350mA LED [U] 8.6W / 1089lm / 500mA ⊕ WALLWASH: LED [U] 5.8W / 787lm / 350mA	DOWN: LED [U] 5.8W / 753lm / 350mA LED [U] 8.6W / 1041lm / 500mA ⊕ WALLWASH: LED [U] 5.8W / 753lm / 350mA
30°	
27715 9310 ◇	**27715 9210** ◇
◇ B / GC / W	
0,5 IP20	



ARTUUR R WALLWASH IP

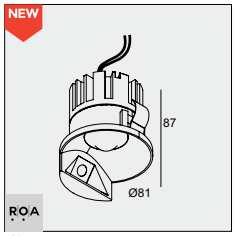

72 x 70 / min.5

3000K / CRI>90	2700K / CRI>90
DOWN: LED [U] 5.8W / 787lm / 350mA LED [U] 8.6W / 1089lm / 500mA ⊕ WALLWASH: LED [U] 5.8W / 787lm / 350mA	DOWN: LED [U] 5.8W / 753lm / 350mA LED [U] 8.6W / 1041lm / 500mA ⊕ WALLWASH: LED [U] 5.8W / 753lm / 350mA
30°	
27717 9310 ◇	**27717 9210** ◇
◇ B / GC / W	
0,5 IP20 IP44	



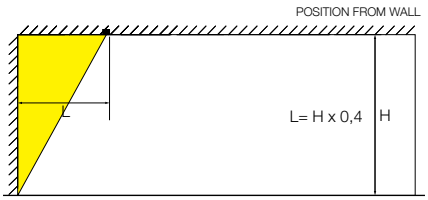

example: H=3000 mm ⟶ L= 3000 mm x 0,4 = 1200 mm

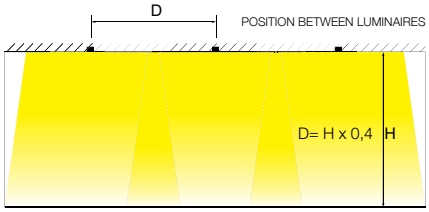

example: H=3000 mm ⟶ D= 3000 mm x 0,4 = 1200 mm

REQUIREMENTS
LED POWER SUPPLY

OPTIONS
MOUNTING KIT TRIMLESS O.F.A. ARTUUR R ▸ **27710 0010**

ARTUUR S

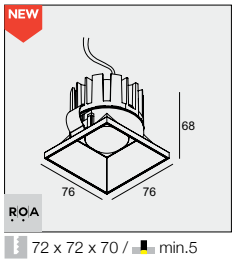

72 x 72 x 70 / min.5

3000K / CRI>90			2700K / CRI>90		
LED [U] 5.8W / 787lm / 350mA LED [U] 8.6W / 1089lm / 500mA			LED [U] 5.8W / 753lm / 350mA LED [U] 8.6W / 1041lm / 500mA		
30°	60°	50-105° *	30°	60°	50-105° *
27719 9310 ◇	**27719 9320** ◇	**27719 9330** ◇	**27719 9210** ◇	**27719 9220** ◇	**27719 9230** ◇
◇ B / GC / W					
0,5 IP20					

SOFT DIM

3000-1800K / CRI>90
LED [W] 6W / 623lm / 350mA
60°
27720 9020 ◇
◇ B / GC / W
0,5 IP20

ARTUUR S IP

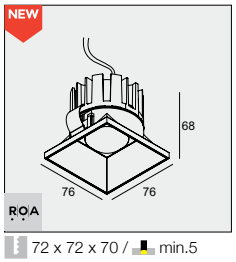

72 x 72 x 70 / min.5

3000K / CRI>90			2700K / CRI>90		
LED [U] 5.8W / 787lm / 350mA LED [U] 8.6W / 1089lm / 500mA			LED [U] 5.8W / 753lm / 350mA LED [U] 8.6W / 1041lm / 500mA		
30°	60°	50-105° *	30°	60°	50-105° *
27721 9310 ◇	**27721 9320** ◇	**27721 9330** ◇	**27721 9210** ◇	**27721 9220** ◇	**27721 9230** ◇
◇ B / GC / W					
0,5 IP20 IP44					

SOFT DIM

3000-1800K / CRI>90
LED [W] 6W / 623lm / 350mA
60°
27722 9020 ◇
◇ B / GC / W
0,5 IP20 IP44

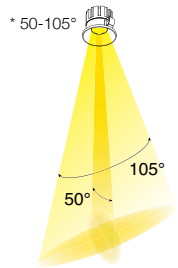

ARTUUR S

ARTUUR S +
MOUNTING KIT TRIMLESS ARTUUR S/SA

REQUIREMENTS
LED POWER SUPPLY

OPTIONS
MOUNTING KIT TRIMLESS ARTUUR S/SA ▸ **27710 0020**

ARTUUR SA

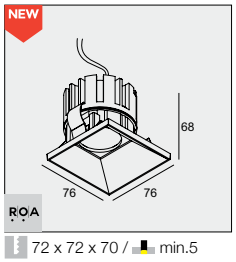

72 x 72 x 70 / min.5

3000K / CRI>90			2700K / CRI>90		
LED [U] 5.8W / 787lm / 350mA LED [U] 8.6W / 1089lm / 500mA			LED [U] 5.8W / 753lm / 350mA LED [U] 8.6W / 1041lm / 500mA		
30°	60°	50-105° *	30°	60°	50-105° *
27723 9310 ◇	**27723 9320** ◇	**27723 9330** ◇	**27723 9210** ◇	**27723 9220** ◇	**27723 9230** ◇
◇ B / GC / W					
0,4 IP20					

SOFT DIM
3000-1800K / CRI>90
LED [W] 6W / 623lm / 350mA
60°
27724 9020 ◇
◇ B / GC / W
0,4 IP20

ARTUUR SA IP

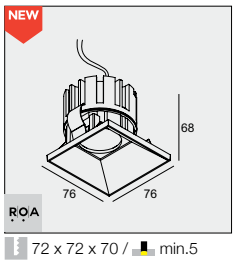

72 x 72 x 70 / min.5

3000K / CRI>90			2700K / CRI>90		
LED [U] 5.8W / 787lm / 350mA LED [U] 8.6W / 1089lm / 500mA			LED [U] 5.8W / 753lm / 350mA LED [U] 8.6W / 1041lm / 500mA		
30°	60°	50-105° *	30°	60°	50-105° *
27725 9310 ◇	**27725 9320** ◇	**27725 9330** ◇	**27725 9210** ◇	**27725 9220** ◇	**27725 9230** ◇
◇ B / GC / W					
0,4 IP20 IP44					

SOFT DIM
3000-1800K / CRI>90
LED [W] 6W / 623lm / 350mA
60°
27726 9020 ◇
◇ B / GC / W
0,4 IP20 IP44

ARTUUR SA

ARTUUR S

ARTUUR S WALLWASH

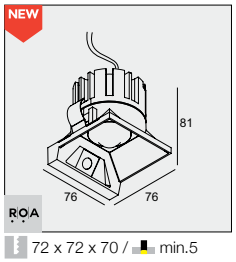

72 x 72 x 70 / min.5

3000K / CRI>90	2700K / CRI>90
LED [U] 5.8W / 787lm / 350mA LED [U] 8.6W / 1089lm / 500mA ⊕ LED [U] 5.8W / 787lm / 350mA	LED [U] 5.8W / 753lm / 350mA LED [U] 8.6W / 1041lm / 500mA ⊕ LED [U] 5.8W / 753lm / 350mA
30°	
27727 9310 ◇	**27727 9210** ◇
◇ B / GC / W	
0,4 IP20	



ARTUUR S WALLWASH IP

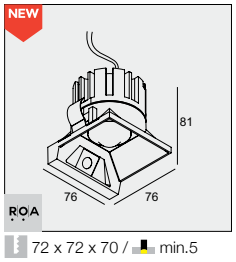

72 x 72 x 70 / min.5

3000K / CRI>90	2700K / CRI>90
LED [U] 5.8W / 787lm / 350mA LED [U] 8.6W / 1089lm / 500mA ⊕ LED [U] 5.8W / 787lm / 350mA	LED [U] 5.8W / 753lm / 350mA LED [U] 8.6W / 1041lm / 500mA ⊕ LED [U] 5.8W / 753lm / 350mA
30°	
27729 9310 ◇	**27729 9210** ◇
◇ B / GC / W	
0,4 IP20 IP44	



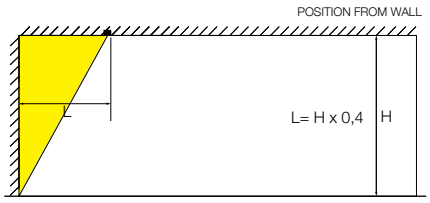

example: H=3000 mm → L= 3000 mm x 0,4 = 1200 mm

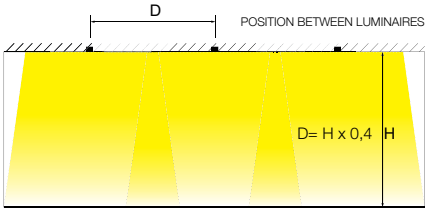

example: H=3000 mm → D= 3000 mm x 0,4 = 1200 mm

REQUIREMENTS
LED POWER SUPPLY

OPTIONS
MOUNTING KIT TRIMLESS ARTUUR S/SA ▸ **27710 0020**

ARTUUR SL WALLWASH

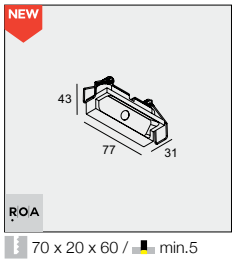

70 x 20 x 60 / min.5

3000K / CRI>90	2700K / CRI>90
LED [U] 5.8W / 787lm / 350mA	LED [U] 5.8W / 753lm / 350mA
27730 9300 ◇	**27730 9200** ◇
◇ B / GC / W	
0,2 IP20	



DEEP RINGO

The conical shaped design of the Deep Ringo fixtures and its deeper placed LED source make sure that glare is reduced to a minimum when Deep Ringo is installed in the ceiling. The small trim gives a refined touch to this elegant luminaire.

Available in 3 sizes, with trim or trimless, fix or adjustable, a range of beam angles and multiple finishing colours, Deep Ringo is an easy-to-use downlight throughout the project. Its golden or bronze finish is perfect to add a sniff of luxury to the room.

Installation in stretched ceilings thanks to special developed kits:
CSC (Cold Stretched Ceiling) and WSC (Warm Stretched Ceiling).

MINI DEEP RINGO
Mini Deep Ringo is playful, as it comes in a multitude of finishing colours, has 3 different beam angles to choose from and can be fix or adjustable. A range of possibilities in a slender design.

DEEP RINGO
Deep Ringo is the most elaborate of the family, offering LED and halogen solutions, for use in both dry and wet areas. Similar as the Reo family, Deep Ringo also offers a ribbed version that reduces the glare thanks to its cascading transition from light source to ceiling.

www.deltalight.com/deep-ringo

DEEP RINGO TRIMLESS

DEEP RINGO RIBS

					NEW MINI DEEP RINGO II		DEEP RINGO	
					LED 775 - 1076 lm		LED 812 - 1128 lm	GU10
					Ø61	Ø77	Ø81	
INTERIOR		TRIMLESS	FIX				✓ IP44	
			ADJUSTABLE				✓	
		TRIM	FIX	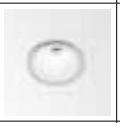	✓		✓ IP44	✓ IP44
			ADJUSTABLE			✓	✓	
EXTERIOR		TRIM	FIX		✓ IP65		✓ IP65	

MINI DEEP RINGO II

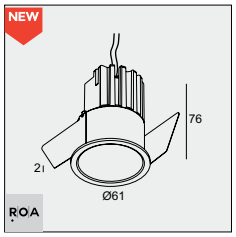

56 x 80 / min.5

3000K / CRI>90			2700K / CRI>90		
LED [Q] 6.1W / 775lm / 350mA LED [Q] 9W / 1076lm / 500mA			LED [Q] 6.1W / 768lm / 350mA LED [Q] 9W / 1067lm / 500mA		
18°	25°	37°	18°	25°	37°
19423 9310 ◇	**19423 9320** ◇	**19423 9330** ◇	**19423 9210** ◇	**19423 9220** ◇	**19423 9230** ◇
◇ B / FBR / FG / GC / W					

0,3 IP20

MINI DEEP RINGO II OK

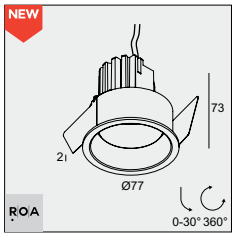

71 x 80 / min.5

3000K / CRI>90			2700K / CRI>90		
LED [Q] 6.1W / 775lm / 350mA LED [Q] 9W / 1076lm / 500mA			LED [Q] 6.1W / 768lm / 350mA LED [Q] 9W / 1067lm / 500mA		
18°	25°	37°	18°	25°	37°
19425 9310 ◇	**19425 9320** ◇	**19425 9330** ◇	**19425 9210** ◇	**19425 9220** ◇	**19425 9230** ◇
◇ B / FBR / FG / GC / W					

0,3 IP20

REQUIREMENTS
LED POWER SUPPLY

DEEP RINGO TRIMLESS

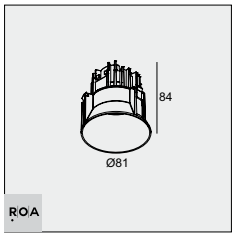

ØKIT x 95

3000K / CRI>90	2700K / CRI>90	2700-1800K / CRI>90
LED [H] 7.1W / 812lm / 350mA LED [H] 10.4W / 1128lm / 500mA	LED [H] 7.1W / 779lm / 350mA LED [H] 10.4W / 1083lm / 500mA	LED [S] 9.5W / 760lm / 650mA
33°	33°	40°
202 144 811 932 ◇	**202 144 811 922** ◇	**202 144 1902** ◇
◇ B / FBR / FG / GC / W		

0,3 IP20 IP23

COLOUR UP GRADE

DEEP RINGO TRIMLESS IP

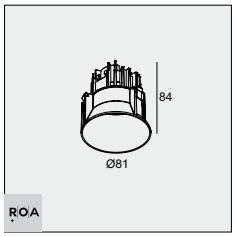

ØKIT x 95

3000K / CRI>90	2700K / CRI>90
LED [H] 7.1W / 812lm / 350mA LED [H] 10.4W / 1128lm / 500mA	LED [H] 7.1W / 779lm / 350mA LED [H] 10.4W / 1083lm / 500mA
33°	
202 146 811 932 ◇	**202 146 811 922** ◇
◇ B / FBR / FG / GC / W	

0,3 IP44

COLOUR UP GRADE

DEEP RINGO TRIMLESS OK

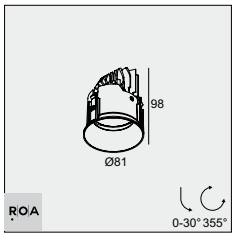

ØKIT x 105

3000K / CRI>90	2700K / CRI>90
LED [H] 7.1W / 812lm / 350mA LED [H] 10.4W / 1128lm / 500mA	LED [H] 7.1W / 779lm / 350mA LED [H] 10.4W / 1083lm / 500mA
33°	
202 145 811 932 ◇	**202 145 811 922** ◇
◇ B / FBR / FG / GC / W	

0,3 IP20

COLOUR UP GRADE

REQUIREMENTS
MOUNTING KIT R82 TRIMLESS O.F.A.. ▸ **15212 2000**
or MOUNTING KIT R 82 TRIMLESS C.S.C. ▸ **15212 0070**
or MOUNTING KIT R 82 TRIMLESS W.S.C. ▸ **15212 0150**
LED POWER SUPPLY

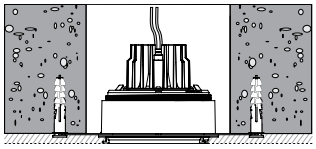

DEEP RINGO TRIMLESS LED +
MOUNTING KIT R82 TRIMLESS OFA IN CONCRETE

DEEP RINGO RIBS

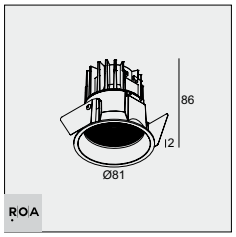

76 x 90 / min.5

3000K / CRI>90	2700K / CRI>90	2700-1800K / CRI>90
LED [H] 7.1W / 812lm / 350mA LED [H] 10.4W / 1128lm / 500mA	LED [H] 7.1W / 779lm / 350mA LED [H] 10.4W / 1083lm / 500mA	LED [S] 9.5W / 760lm / 650mA
33°		40°
202 274 811 932 ◇	**202 274 811 922** ◇	**202 276 1902** ◇
◇ B / FBR / FG / W		

III 0,3 IP20 IP43

DEEP RINGO RIBS IP

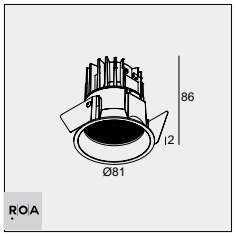

76 x 90 / min.5

3000K / CRI>90	2700K / CRI>90
LED [H] 7.1W / 812lm / 350mA LED [H] 10.4W / 1128lm / 500mA	LED [H] 7.1W / 779lm / 350mA LED [H] 10.4W / 1083lm / 500mA
33°	
202 275 811 932 ◇	**202 275 811 922** ◇
◇ B / FBR / FG / W	

III 0,3 IP20 IP44

DEEP RINGO LED

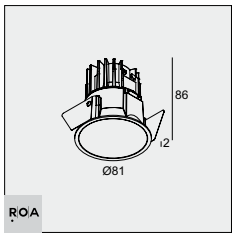

76 x 90 / min.5

3000K / CRI>90	2700K / CRI>90	2700-1800K / CRI>90
LED [H] 7.1W / 812lm / 350mA LED [H] 10.4W / 1128lm / 500mA	LED [H] 7.1W / 779lm / 350mA LED [H] 10.4W / 1083lm / 500mA	LED [S] 9.5W / 760lm / 650mA
33°	33°	40°
202 272 811 932 ◇	**202 272 811 922** ◇	**202 272 1902** ◇
◇ B / FBR / FG / GC / W		

III 0,3 IP20 IP43

COLOUR UP GRADE

DEEP RINGO LED OK

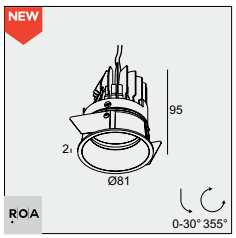

76 x 100 / min.5

3000K / CRI>90	2700K / CRI>90
LED [H] 7.1W / 812lm / 350mA LED [H] 10.4W / 1128lm / 500mA	LED [H] 7.1W / 779lm / 350mA LED [H] 10.4W / 1083lm / 500mA
33°	
19435 9320 ◇	**19435 9220** ◇
◇ B / FBR / FG / GC / W	

III 0,3 IP20 IP23

COLOUR UP GRADE

DEEP RINGO LED IP

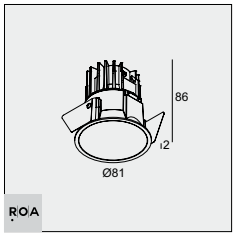

76 x 90 / min.5

3000K / CRI>90	2700K / CRI>90
LED [H] 7.1W / 812lm / 350mA LED [H] 10.4W / 1128lm / 500mA	LED [H] 7.1W / 779lm / 350mA LED [H] 10.4W / 1083lm / 500mA
33°	
202 273 811 932 ◇	**202 273 811 922** ◇
◇ B / FBR / FG / GC / W	

III 0,3 IP20 IP44

COLOUR UP GRADE

REQUIREMENTS
LED POWER SUPPLY

DEEP RINGO HI S1

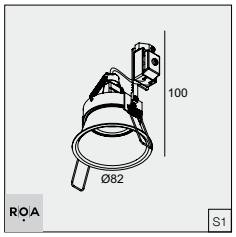

76 x 105 / max.15

QPAR51 max.35W

202 11 26 ◇

◇ B / W

GU10 / 100-240V / 50-60Hz

0,1 IP20 0,5

DEEP RINGO HI S2

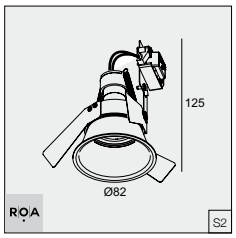

76 x 105

QPAR51 max.35W

202 01 26 ◇

◇ B / W

GU10 / 100-240V / 50-60Hz

0,1 IP20 0,5

DEEP RINGO HI IP

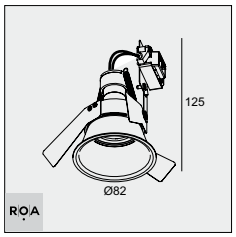

76 x 105

QPAR51 max.35W

202 014 26 ◇

◇ B / W

GU10 / 100-240V / 50-60Hz

0,1 IP20 IP44 0,5

OPTIONS
PLASTERKIT 101 ▸ **202 11 19** (for Hi S1)
LED SOLUTION PAG TEC 10

GYN

The Gyn family is a range of gypsum luminaires that complete Delta Light's elaborate range of downlights. The possibility of finishing these products on site in any desired colour makes them suitable for many applications.

The curved shape of the Gyn frame provides a smooth transition from ceiling to luminaire. When Gyn is turned on, the curve provides a soft glow on the ceiling, similar to Reo fixtures.

As a round or square gypsum luminaire, Gyn D steps away from the curved edges and goes straight into the ceiling. With a deeply recessed LED module, Gyn D offers additional visual comfort as it shields off the light source from directly being looked into.

www.deltalight.com/gyn

GYN D S

GYN

GYN OK

GYN D SNAP-IN

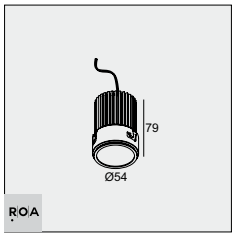

3000K / CRI>90	2700K / CRI>90
LED [H] 7.1W / 812lm / 350mA LED [H] 10.4W / 1128lm / 500mA	LED [H] 7.1W / 779lm / 350mA LED [H] 10.4W / 1083lm / 500mA
33°	
23711 9320 ◇	**23711 9220** ◇
◇ W	
0,2 IP20	

GYN SNAP-IN

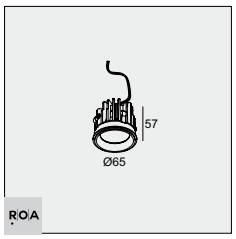

3000K / CRI>90		2700K / CRI>90		2700-1800K / CRI>90
LED [H] 7.1W / 812lm / 350mA LED [H] 10.4W / 1128lm / 500mA		LED [H] 7.1W / 779lm / 350mA LED [H] 10.4W / 1083lm / 500mA		LED [S] 9.5W / 760lm / 650mA
18°	33°	18°	33°	40°
415 411 811 931 ◇	**415 411 811 932** ◇	**415 411 811 921** ◇	**415 411 811 922** ◇	**415 411 1902** ◇
◇ W				
0,2 IP20 IP23				

GYN OK SNAP-IN

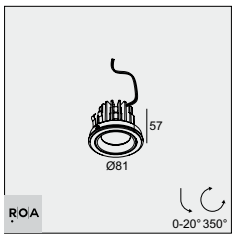

3000K / CRI>90		2700K / CRI>90		2700-1800K / CRI>90
LED [H] 7.1W / 812lm / 350mA LED [H] 10.4W / 1128lm / 500mA		LED [H] 7.1W / 779lm / 350mA LED [H] 10.4W / 1083lm / 500mA		LED [S] 9.5W / 760lm / 650mA
18°	33°	18°	33°	40°
415 412 811 931 ◇	**415 412 811 932** ◇	**415 412 811 921** ◇	**415 412 811 922** ◇	**415 412 1902** ◇
◇ W				
0,3 IP20 IP23				

NEW

GYN D S FRAME

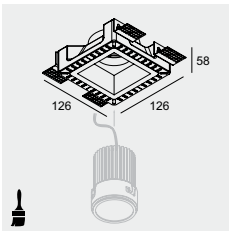

130 x 130 x 120
min.5-max.16

23710 0020

0,9

GYN D R FRAME

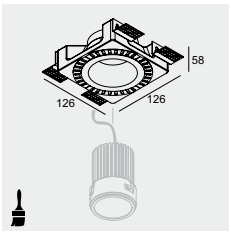

130 x 130 x 120
min.5-max.16

23710 0010

0,9

GYN 1 FRAME

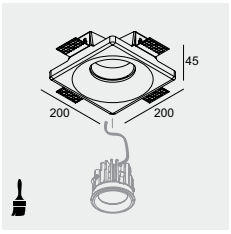

140 x 140 x 80
min.7-max.18

415 95 63

0,8

GYN OK 1 FRAME

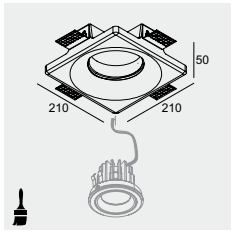

155 x 155 x 85
min.7-max.18

415 95 79

0,9

REQUIREMENTS
GYN D R FRAME ▸ **23710 0010** (for Gyn D)
GYN D S FRAME ▸ **23710 0020** (for Gyn D)
GYN 1 FRAME ▸ **415 95 63** (for Gyn)
GYN OK 1 FRAME ▸ **415 95 79** (for Gyn OK)
LED POWER SUPPLY

PARTOU

Partou? Oui oui! The Partou family has countless application possibilities, as it combines round and square shapes, fix and adjustable luminaires and offers an IP44 protection rate from below. Easy to fit in everywhere – partout in French -, from residential to hospitality, from dining room to bathroom.

www.deltalight.com/partou

MINI PARTOU

PARTOU OK

PARTOU S

MINI PARTOU IP

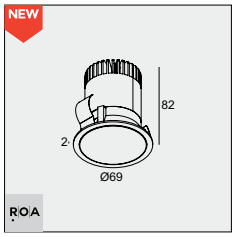

64 x 85

3000K / CRI>90			2700K / CRI>90		
LED [Q] 6.1W / 775lm / 350mA LED [Q] 9W / 1076lm / 500mA			LED [Q] 6.1W / 768lm / 350mA LED [Q] 9W / 1067lm / 500mA		
18°	25°	37°	18°	25°	37°
25211 9310 ◇	**25211 9320** ◇	**25211 9330** ◇	**25211 9210** ◇	**25211 9220** ◇	**25211 9230** ◇
◇ B-B / B-DC / W-W					

0,2 IP20 IP44

PARTOU IP

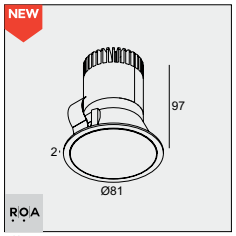

76 x 100

3000K / CRI>90			2700K / CRI>90		
LED [Q] 6.1W / 775lm / 350mA LED [Q] 9W / 1076lm / 500mA			LED [Q] 6.1W / 768lm / 350mA LED [Q] 9W / 1067lm / 500mA		
18°	25°	37°	18°	25°	37°
25213 9310 ◇	**25213 9320** ◇	**25213 9330** ◇	**25213 9210** ◇	**25213 9220** ◇	**25213 9230** ◇
◇ B-B / B-DC / W-W					

0,2 IP20 IP44

PARTOU OK

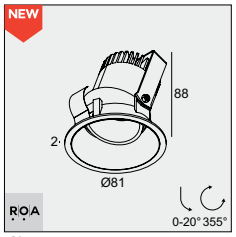

76 x 90

3000K / CRI>90			2700K / CRI>90		
LED [Q] 6.1W / 775lm / 350mA LED [Q] 9W / 1076lm / 500mA			LED [Q] 6.1W / 768lm / 350mA LED [Q] 9W / 1067lm / 500mA		
18°	25°	37°	18°	25°	37°
25214 9310 ◇	**25214 9320** ◇	**25214 9330** ◇	**25214 9210** ◇	**25214 9220** ◇	**25214 9230** ◇
◇ B-B / B-DC / W-W					

0,2 IP20

PARTOU S IP

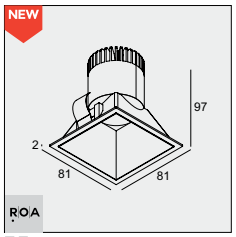

76 x 76 x 100

3000K / CRI>90			2700K / CRI>90		
LED [Q] 6.1W / 775lm / 350mA LED [Q] 9W / 1076lm / 500mA			LED [Q] 6.1W / 768lm / 350mA LED [Q] 9W / 1067lm / 500mA		
18°	25°	37°	18°	25°	37°
25216 9310 ◇	**25216 9320** ◇	**25216 9330** ◇	**25216 9210** ◇	**25216 9220** ◇	**25216 9230** ◇
◇ B / W					

0,2 IP20 IP44

REQUIREMENTS
LED POWER SUPPLY

OPTIONS
PLASTERKIT 101 (for Partou IP and Partou OK)

KADET

With an installation height of only 60mm for Kadet S and 70mm for Kadet M, the Kadet range is an ideal solution for applications where recessing depths are very limited.
Nevertheless, Kadet succeeds in offering a low glare trimless solution within this small height, thanks to the clever design combination of LED engine and optics: optimized visual comfort thanks to the recessed LED engine, optimized heat dissipation and optimized beam control.
The smaller Kadet S is ideal for installation in hollow ceilings, while the bigger Kadet M can also be installed into concrete, thanks to its multifunctional recessing kit.

Installation in stretched ceilings thanks to special developed kits:
CSC (Cold Stretched Ceiling) and WSC (Warm Stretched Ceiling).

www.deltalight.com/kadet

KADET S TRIMLESS

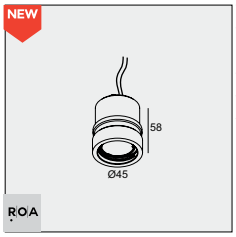

ØKIT x 60

3000K / CRI>90		2700K / CRI>90	
LED [Q] 6.1W / 775lm / 350mA LED [Q] 9W / 1076lm / 500mA	LED [Q] 6.1W / 768lm / 350mA LED [Q] 9W / 1067lm / 500mA	LED [Q] 6.1W / 775lm / 350mA LED [Q] 9W / 1076lm / 500mA	LED [Q] 6.1W / 768lm / 350mA LED [Q] 9W / 1067lm / 500mA
25°	37°	25°	37°
26911 9320	**26911 9330**	**26911 9220**	**26911 9230**

0,3 IP20

KADET M TRIMLESS

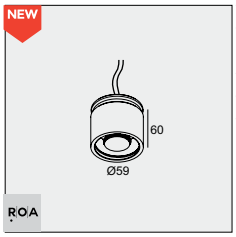

ØKIT x 70

3000K / CRI>90		2700K / CRI>90	
LED [Q] 6.1W / 775lm / 350mA LED [Q] 9W / 1076lm / 500mA	LED [Q] 6.1W / 768lm / 350mA LED [Q] 9W / 1067lm / 500mA	LED [Q] 6.1W / 775lm / 350mA LED [Q] 9W / 1076lm / 500mA	LED [Q] 6.1W / 768lm / 350mA LED [Q] 9W / 1067lm / 500mA
25°	37°	25°	37°
26912 9320	**26912 9330**	**26912 9220**	**26912 9230**

0,3 IP20

REQUIREMENTS
MOUNTING KIT KADET S TRIMLESS ▸ **26910 0010** (for kadet S)
MOUNTING KIT TRIMLESS R60 O.F.A. ▸ **15212 2050** (for kadet M)
NEW or MOUNTING KIT R 60 TRIMLESS C.S.C. ▸ **15212 0060** (for kadet M)
NEW or MOUNTING KIT R 60 TRIMLESS W.S.C. ▸ **15212 0140** (for kadet M)
KADET S TUBE ◇ ▸ **26910 0030** B / GC / W (for kadet S)
KADET M TUBE ◇ ▸ **26910 0040** B / GC / W (for kadet M)
LED POWER SUPPLY

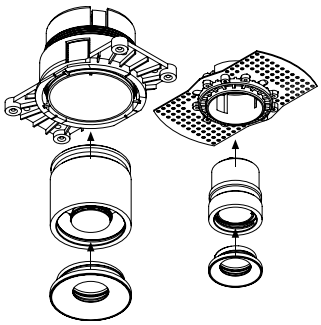

MOUNTING KIT TRIMLESS R 60 O.F.A. + KADET M TRIMLESS + KADET M TUBE

MOUNTING KIT KADET S TRIMLESS + KADET S TRIMLESS + KADET S TUBE

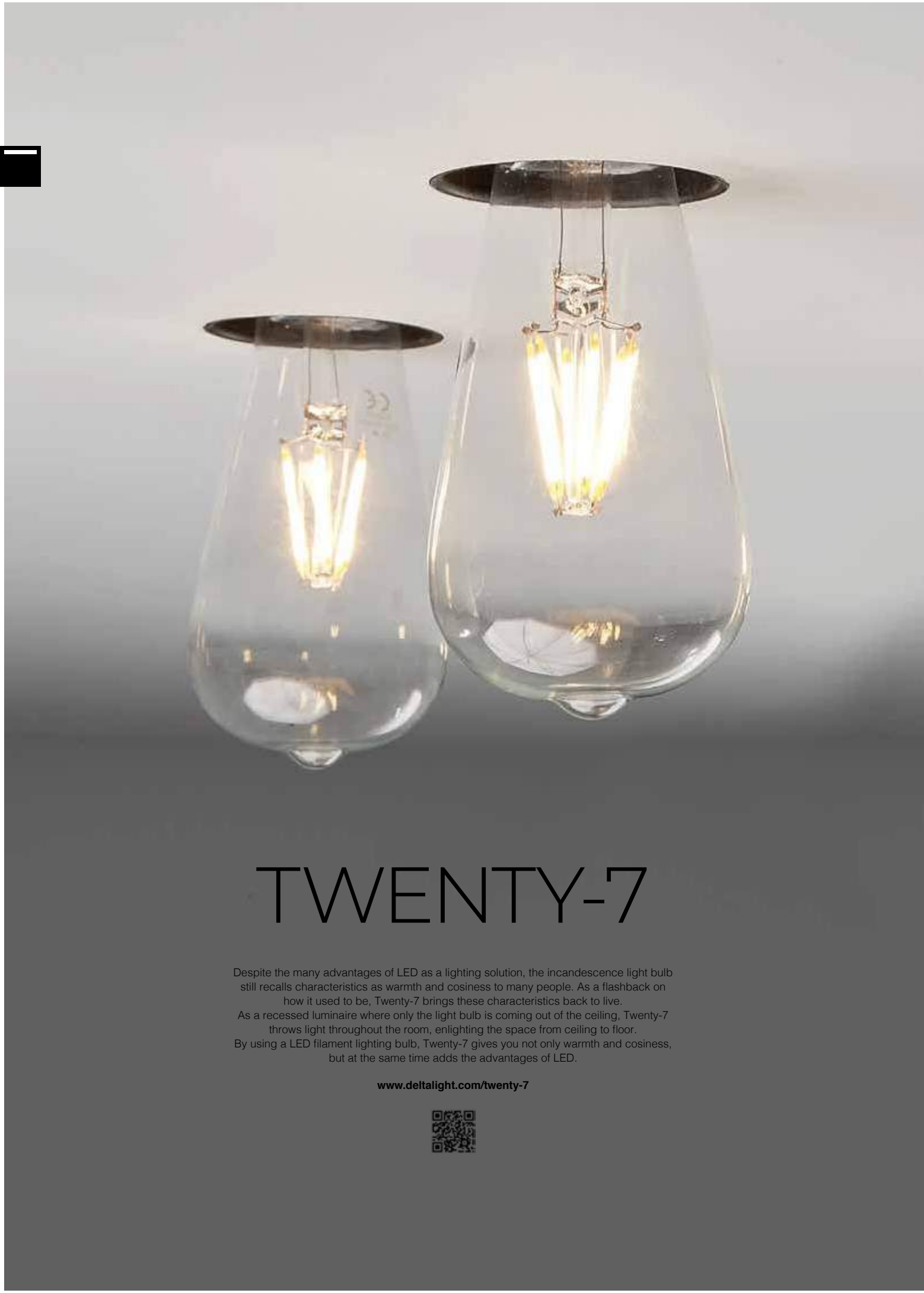

TWENTY-7

Despite the many advantages of LED as a lighting solution, the incandescence light bulb still recalls characteristics as warmth and cosiness to many people. As a flashback on how it used to be, Twenty-7 brings these characteristics back to live.
As a recessed luminaire where only the light bulb is coming out of the ceiling, Twenty-7 throws light throughout the room, enlighting the space from ceiling to floor.
By using a LED filament lighting bulb, Twenty-7 gives you not only warmth and cosiness, but at the same time adds the advantages of LED.

www.deltalight.com/twenty-7

TWENTY-7 TRIMLESS

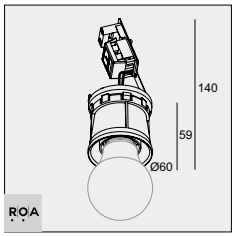

ØKIT x 100

1 x A60 max.20W

415 35 00

INCL.1 x SPY TUBE B
E27Ls / 100-240V / 50-60Hz

I 0,2 IP20

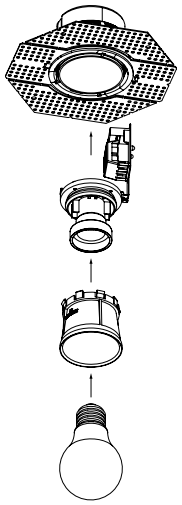

REQUIREMENTS
MOUNTING KIT R60 TRIMLESS O.F.A. ▸ **15212 2050**
NEW or MOUNTING KIT R 60 TRIMLESS C.S.C. ▸ **15212 0060**
NEW or MOUNTING KIT R 60 TRIMLESS W.S.C. ▸ **15212 0140**

OPTIONS
SPY TUBE ◇ ▸ **414 01 00** FBR / FG / MMAT / SG / W
LED SOLUTION PAG TEC 10

DIRO SBL

NOT YOUR REGULAR DOWNLIGHTER

Diro SBL is a range of recessed and surface mounted luminaires, designed with an eye for visual comfort, as it has a multi layered optic finished with a prismatic plexi at the front.
It has a driver included and its reduced height allows you to install it anywhere, either built in or built on. With finishes in black and white and IP44 versions available, Diro SBL is also suitable for use in damp locations like bathrooms.

www.deltalight.com/diro-sbl

DIRO SBL S

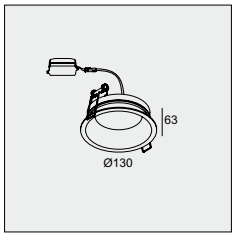

121 x 65 / max.25

3000K / CRI>80	2700K / CRI>80
LED CLUSTER 5,9W / 882lm / 350mA	
202 295 83 ◇	**202 295 82** ◇
◇ B / W	◇ B / W
100-240V / 50-60Hz	
0,5 IP20 IP43	B UP GRADE

DIRO SBL S IP

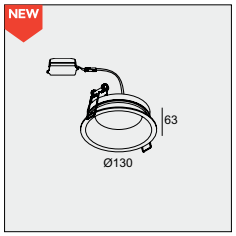

121 x 65 / max.25

3000K / CRI>80	2700K / CRI>80
LED CLUSTER 5,9W / 882lm / 350mA	
11436 8300 ◇	**11436 8200** ◇
◇ B / W	◇ B / W
100-240V / 50-60Hz	
0,5 IP44	

DIRO SBL M

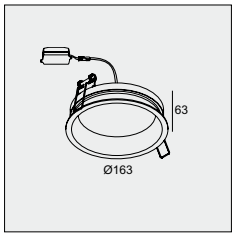

156 x 70 / max.25

3000K / CRI>80	2700K / CRI>80
LED CLUSTER 9,8W / 1500lm / 350mA	
202 296 83 ◇	**202 296 82** ◇
◇ B / W	◇ B / W
100-240V / 50-60Hz	
0,6 IP20 IP43	B UP GRADE

DIRO SBL L

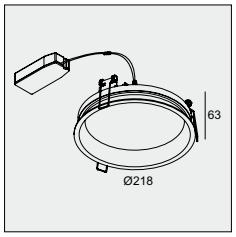

208 x 70 / max.25

3000K / CRI>80	2700K / CRI>80
LED CLUSTER 17,5W / 2635lm / 1050mA	
202 297 83 ◇	**202 297 82** ◇
◇ B / W	◇ B / W
100-240V / 50-60Hz	
0,9 IP20 IP43	B UP GRADE

DIRO SBL S ON

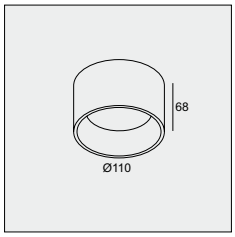

3000K / CRI>80	2700K / CRI>80
LED CLUSTER 5,9W / 882lm / 350mA	
251 77 83 ◇	**251 77 82** ◇
◇ B / W	◇ B / W
100-240V / 50-60Hz	
0,7 IP43	

B UP GRADE

DIRO SBL S ON IP

NEW

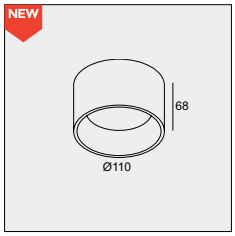

3000K / CRI>80	2700K / CRI>80
LED CLUSTER 5,9W / 882lm / 350mA	
11435 8300 ◇	**11435 8200** ◇
◇ B / W	◇ B / W
100-240V / 50-60Hz	
0,7 IP44	

DIRO SBL L ON

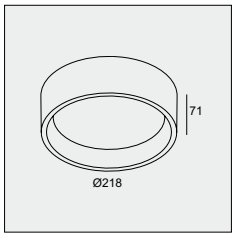

3000K / CRI>80	2700K / CRI>80
LED CLUSTER 17,5W / 2635lm / 1050mA	
251 81 83 ◇	**251 81 82** ◇
◇ B / W	◇ B / W
100-240V / 50-60Hz	
1,7 IP43	

B UP GRADE

reddot design award winner

GREEN GOOD DESIGN award

GRID

The Grid product family is a longstanding classic in the collection. First as halogen and discharge solutions, later as LED downlight and afterwards updated to the Snap-In principle, a smart and easy way of separating the mounting frame from the LED module, with comfortable installation as a result. This grid range is all about flexibility, as the single or double light units can be directed any way you want.

			MICROGRID IN			MINIGRID 67		MINIGRID					GRID IN	
			LED 380 lm			LED 775 - 1076 lm		LED 229 - 3169 lm			GU10		HALOGEN	
			SINGLE	DOUBLE	TRIPLE	SINGLE	DOUBLE	SINGLE	DOUBLE	TRIPLE	SINGLE	DOUBLE	SINGLE	DOUBLE
	ZB							✓	✓					
■	TRIMLESS					✓	✓	✓	✓		✓	✓	✓	✓
	TRIM		✓	✓	✓	✓	✓	✓	✓		✓	✓		
■	ON					✓	✓	✓	✓	✓				

reddot design award
winner

GREEN
GOOD
DESIGN
award

MICROGRID IN

Microgrid In completes the Snap-In range
as it uses a similar principle of dividing the light unit
into a mounting frame and a light module
that can be snapped into the frame after installation.
Microgrid comes in single, double and triple set-ups with trim.
A visor is available to further reduce the impact
of the intense light coming from the miniature light source,
shielding the light source from directly looking into.

www.deltalight.com/microgrid

MICRO OK SNAP-IN

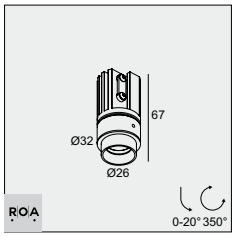

3000K / CRI>90		2700K / CRI>90	
LED [E] 3.9W / 385lm / 350mA		LED [E] 3.9W / 385lm / 350mA	
15°	30°	15°	30°
24112 9310 ◇	**24112 9320** ◇	**24112 9210** ◇	**24112 9220** ◇
◇ B / W			
III 0,1 IP20			

MICROGRID IN FRAME

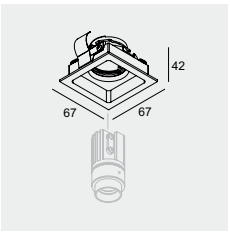

62 x 59 x 75
min.12-max.25

MICROGRID IN 1 FRAME

24115 0000 ◇

◇ B / W

0,1

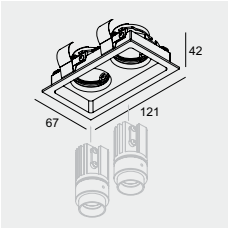

62 x 114 x 75
min.12-max.25

MICROGRID IN 2 FRAME

24116 0000 ◇

◇ B / W

0,2

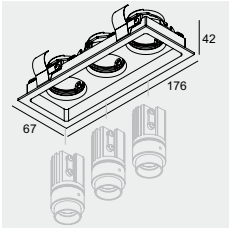

62 x 168 x 75
min.12-max.25

MICROGRID IN 3 FRAME

24117 0000 ◇

◇ B / W

0,3

REQUIREMENTS
MICROGRID IN 1 / 2 / 3 FRAME
LED POWER SUPPLY

ACCESSORIES
MICRO VISOR

MINIGRID

MINIGRID IN ZB

The ZB principle stands for clean lines and minimalist design. Theses luminaires can be built into a cove in the ceiling or an optional box can be used as easy installation frame.

SNAP-IN

The Snap-In principle equals modularity and flexibility at its best, it grants the opportunity to the lighting designer to use his creativity: combine single and double units, use multiple beam angles or play with colour. All to use as surface mounted luminaire or as recessed spotlights, both with or without trim. Installation in stretched ceilings thanks to special developped kits:
CSC (Cold Stretched Ceiling) and WSC (Warm Stretched Ceiling).

Dividing a luminaire into multiple modular parts not only creates uniformity within one family, it also facilitates the installation by giving the opportunity to the installer to place the frame in advance. No need to worry for the lighting modules in further finishing of the room, as the modules can be clicked into the frame afterwards.

www.deltalight.com/minigrid

MINIGRID 67 SI TRIMLESS

MINIGRID 67 SI

MINIGRID 67 ON 1

MINIGRID 67 SNAP-IN

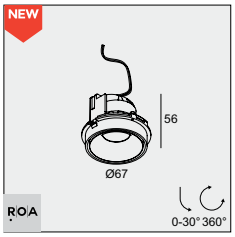

3000K / CRI>90			2700K / CRI>90		
LED [Q] 6.1W / 775lm / 350mA LED [Q] 8W / 976lm / 450mA LED [Q] 9W / 1076lm / 500mA			LED [Q] 6.1W / 768lm / 350mA LED [Q] 8W / 967lm / 450mA LED [Q] 9W / 1067lm / 500mA		
18°	25°	37°	18°	25°	37°
19356 9310 ◇	**19356 9320** ◇	**19356 9330** ◇	**19356 9210** ◇	**19356 9220** ◇	**19356 9230** ◇
◇ B / W					
III 0,3 IP20 IP23					

MINIGRID 67 IN TRIMLESS FRAME

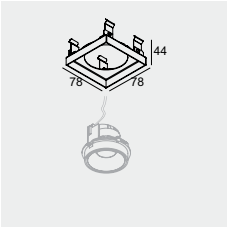

KIT x 70

MINIGRID 67 IN TR 1 FRAME

19310 0010 ◇

◇ B / W

0,2

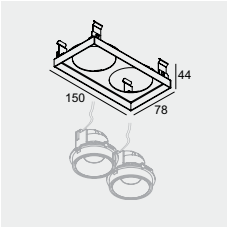

KIT x 70

MINIGRID 67 IN TR 2 FRAME

19310 0020 ◇

◇ B / W

0,3

REQUIREMENTS
1 or 2 MINIGRID 67 SNAP-IN
+ MINIGRID 67 IN 1 MOUNTING KIT ▸ **19310 0050**
or MINIGRID 67 IN 2 MOUNTING KIT ▸ **19310 0060**
or MINIGRID 67 IN 1 MOUNTING KIT LARGE ▸ **19310 0110**
or MINIGRID 67 IN 2 MOUNTING KIT LARGE ▸ **19310 0120**

MINIGRID 67 IN FRAME

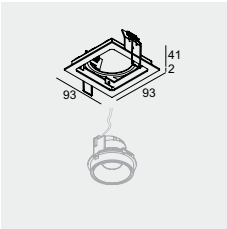

84 x 84 x 70 / max.25

MINIGRID 67 IN 1 FRAME

19310 0030 ◇

◇ W-B / W-W

0,3

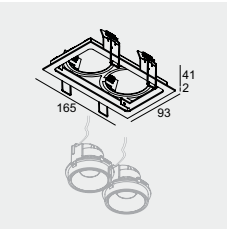

155 x 84 x 70 / max.25

MINIGRID 67 IN 2 FRAME

19310 0040 ◇

◇ W-B / W-W

0,4

REQUIREMENTS
1 or 2 MINIGRID 67 SNAP-IN

MINIGRID 67 ON BOX

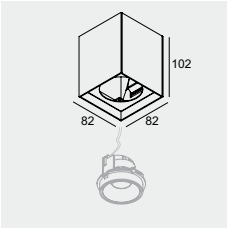

MAINS DIMMING (FE)

◇ B / W

I 0,8 IP20

450mA

MINIGRID 67 ON 145 BOX DIM8

19310 0098 ◇

220-240V / 50-60Hz

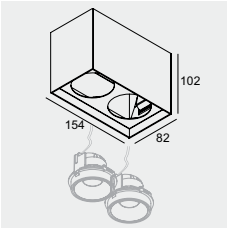

MAINS DIMMING (FE)

◇ B / W

I 1,2 IP20

MINIGRID 67 ON 245 BOX DIM8

19310 0108 ◇

220-240V / 50-60Hz

REQUIREMENTS
1 or 2 MINIGRID 67 SNAP-IN

REQUIREMENTS
FOR RECESSED TRIMLESS:
MINIGRID 67 IN TRIMLESS 1 / 2 FRAME
LED POWER SUPPLY

FOR RECESSED:
MINIGRID 67 IN 1 / 2 FRAME
LED POWER SUPPLY

FOR SURFACE MOUNTED:
MINIGRID 67 ON 1 / 2 BOX 450mA

reddot design award
winner

GREEN
GOOD
DESIGN
award

MINIGRID IN ZB

MINIGRID IN SI TRIMLESS

MINIGRID IN SI

MINIGRID ON 1

MINIGRID IN ZB 1

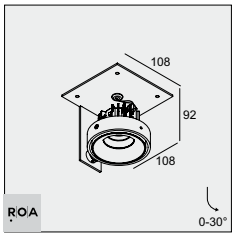

BOX

3000K / CRI>90	2700K / CRI>90	2700-1800K / CRI>90
LED [H] 7.1W / 812lm / 350mA LED [H] 10.4W / 1128lm / 500mA	LED [H] 7.1W / 779lm / 350mA LED [H] 10.4W / 1083lm / 500mA	LED [S] 9.5W / 760lm / 650mA
33°		40°
202 70 811 932 ◇	**202 70 811 922** ◇	**202 70 1902** ◇
◇ A / W		◇ W

0,5 IP20 IP23

MINIGRID IN ZB 2

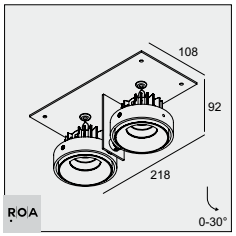

BOX

3000K / CRI>90	2700K / CRI>90	2700-1800K / CRI>90
2 x LED [H] 7.1W / 812lm / 350mA 2 x LED [H] 10.4W / 1128lm / 500mA	2 x LED [H] 7.1W / 779lm / 350mA 2 x LED [H] 10.4W / 1083lm / 500mA	LED [S] 9.5W / 760lm / 650mA
33°		40°
202 70 812 932 ◇	**202 70 812 922** ◇	**202 70 2902** ◇
◇ A / W		◇ W

0,9 IP20 IP23

MINIGRID IN ZB 2
+ MINIGRID IN ZB 2 BOX L

MINIGRID IN ZB 2
+ MINIGRID IN ZB 2 BOX L

REQUIREMENTS
MINIGRID IN ZB 1 BOX L ▸ **202 70 98 01**
or MINIGRID IN ZB 2 BOX L ▸ **202 70 98 02**
LED POWER SUPPLY

MINIGRID SNAP-IN

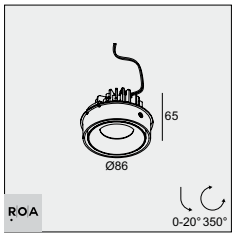

3000K / CRI>90	2700K / CRI>90	2700-1800K / CRI>90
LED [F] 2W / 229lm / 700mA LED [F] 4.3W / 400lm / 1400mA	LED [F] 2W / 201lm / 700mA LED [F] 4.3W / 351lm / 1400mA	LED [S] 9.5W / 760lm / 650mA
6°		40°
202 790 939 ◇	**202 790 929** ◇	**202 790 1902** ◇
◇ B / W		
0,3 IP20 IP23		

3000K / CRI>90			2700K / CRI>90		
LED [H] 7.1W / 812lm / 350mA LED [H] 10.4W / 1128lm / 500mA			LED [H] 7.1W / 779lm / 350mA LED [H] 10.4W / 1083lm / 500mA		
18°	33°	50°	18°	33°	50°
202 790 811 931 ◇	**202 790 811 932** ◇	**202 790 811 933** ◇	**202 790 811 921** ◇	**202 790 811 922** ◇	**202 790 811 923** ◇
◇ B / W					
0,3 IP20 IP23					

REQUIREMENTS
FOR RECESSED TRIMLESS:
MINIGRID IN TRIMLESS 1 / 2 FRAME
LED POWER SUPPLY

FOR RECESSED TRIMLESS STRETCHED CEILING:
NEW NEW MINIGRID IN TRIMLESS 1 / 2 FRAME
+ MINIGRID IN 1 MOUNTING KIT C.S.C. ▸ **15212 0120**
or MINIGRID IN 2 MOUNTING KIT C.S.C. ▸ **15212 0130**
LED POWER SUPPLY

FOR RECESSED:
MINIGRID IN 1 / 2 FRAME
LED POWER SUPPLY

FOR SURFACE MOUNTED:
MINIGRID ON 1 / 2 / 3 BOX 500mA

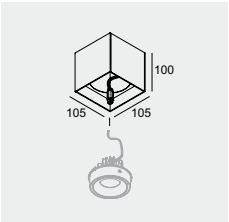

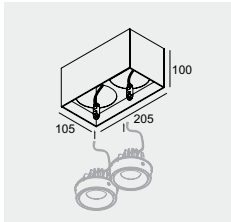

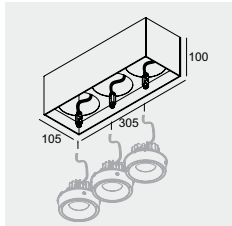

	MAINS DIMMING (FE)	MAINS DIMMING (FE)	MAINS DIMMING (FE)
	◇ B / W	◇ B / W	◇ B / W
	1,1 IP20	1,4 IP20	1,7 IP20
500mA	**MINIGRID ON 150 BOX DIM8**	**MINIGRID ON 250 BOX DIM8**	**MINIGRID ON 350 BOX DIM8**
	202 79 11 ED8 ◇	**202 79 12 ED8** ◇	**202 79 13 ED8** ◇
	220-240V / 50-60Hz	220-240V / 50-60Hz	220-240V / 50-60Hz

REQUIREMENTS
1 or 2 or 3 MINIGRID SNAP-IN

MINIGRID IN SNAP-IN HI

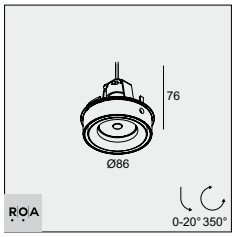

1 x QPAR51 max.10W

202 790 61 ◇

◇ B / W

GU10 / 100-240V / 50-60Hz

0,1 IP20

MINIGRID IN TRIMLESS FRAME

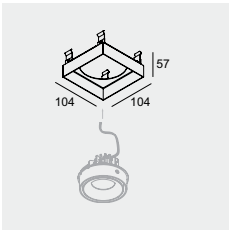

KIT x 85

MINIGRID IN TR 1 FRAME

202 73 01 ◇

◇ B / W

0,2

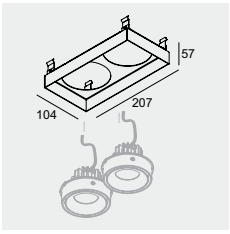

KIT x 85

MINIGRID IN TR 2 FRAME

202 73 02 ◇

◇ B / W

0,3

REQUIREMENTS
1 or 2 MINIGRID SNAP-IN
+ MINIGRID IN 1 MOUNTING KIT ▸ **202 71 95 01**
or MINIGRID IN 2 MOUNTING KIT ▸ **202 71 95 02**
or MINIGRID IN 1 MOUNTING KIT LARGE ▸ **202 71 95 01L**
or MINIGRID IN 2 MOUNTING KIT LARGE ▸ **202 71 95 02L**
or CONCRETE PACK MINIGRID IN TR 1 ▸ **202 71 96 01**
or CONCRETE PACK MINIGRID IN TR 2 ▸ **202 71 96 02**

MINIGRID IN FRAME

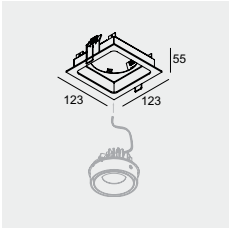

111 x 111 x 85 / max.22

MINIGRID IN 1 FRAME

202 74 01 ◇

◇ W-B / W-W

0,3

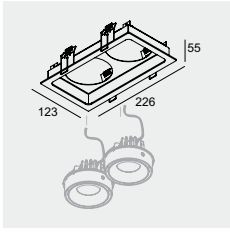

214 x 111 x 85 / max.22

MINIGRID IN 2 FRAME

202 74 02 ◇

◇ W-B / W-W

0,4

REQUIREMENTS
MINIGRID IN TRIMLESS 1 / 2 FRAME
or MINIGRID IN 1 / 2 FRAME

OPTIONS
LED SOLUTION - PAG TEC 10

REQUIREMENTS
1 or 2 MINIGRID SNAP-IN

OPTIONS
PLASTERKIT 126 ▸ **202 72 99 01** ▸ MINIGRID IN 1 FRAME
PLASTERKIT 127 ▸ **202 72 99 02** ▸ MINIGRID IN 2 FRAME

INTERIOR ARCHITECT WWW.ABCPROJECTS.BE

MINIGRID IN SNAP-IN HP

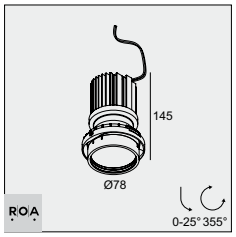

3000K / CRI>90			2700K / CRI>90		
LED [J] 16.3W / 2309lm / 500mA LED [J] 23.2W / 3169lm / 700mA			LED [J] 16.3W / 2209lm / 500mA LED [J] 23.2W / 3031lm / 700mA		
20°	37°	50°	20°	37°	50°
202 791 211 931 ◇	**202 791 211 932** ◇	**202 791 211 933** ◇	**202 791 211 921** ◇	**202 791 211 922** ◇	**202 791 211 923** ◇
◇ B / W					
0,4					

IP20
IP23

MINIGRID IN TRIMLESS HP FRAME

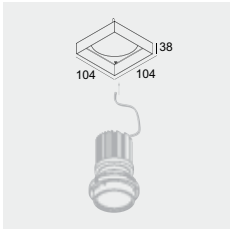

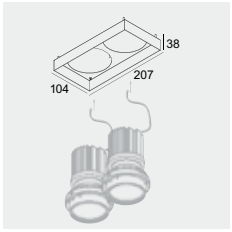

KIT x 160	KIT x 160
MINIGRID IN TR 1 HP FRAME	**MINIGRID IN TR 2 HP FRAME**
202 792 01 ◇	**202 792 02** ◇
◇ B / W	◇ B / W
0,2	0,3

REQUIREMENTS
1 or 2 MINIGRID SNAP-IN
+
MINIGRID IN 1 MOUNTING KIT HP ▸ **202 71 95 01 HP**
or
MINIGRID IN 2 MOUNTING KIT HP ▸ **202 71 95 02 HP**

MINIGRID IN HP FRAME

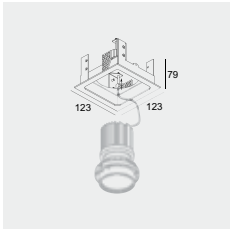

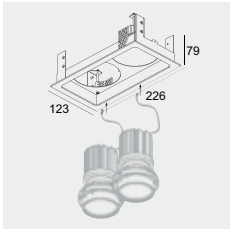

111 x 111 x 160 / max.25	214 x 111 x 160 / max.25
MINIGRID IN 1 HP FRAME	**MINIGRID IN 2 HP FRAME**
202 791 01 ◇	**202 791 02** ◇
◇ W-B / W-W	◇ W-B / W-W
0,4	0,7

REQUIREMENTS
1 or 2 MINIGRID SNAP-IN HP

OPTIONS
PLASTERKIT 126 ▸ **202 72 99 01** ▸ MINIGRID IN 1 HP FRAME
PLASTERKIT 127 ▸ **202 72 99 02** ▸ MINIGRID IN 2 HP FRAME

REQUIREMENTS
FOR RECESSED TRIMLESS:
MINIGRID IN TRIMLESS HP 1 / 2 FRAME
LED POWER SUPPLY

FOR RECESSED:
MINIGRID IN HP 1 / 2 FRAME
LED POWER SUPPLY

ACCESSORIES
HONEYCOMB / LENS 72

reddot design award
winner

GREEN
GOOD
DESIGN
award

GRID IN

The classic from the range,
offering QR111 solutions for halogen.

www.deltalight.com/grid

GRID IN TRIMLESS 1 QR

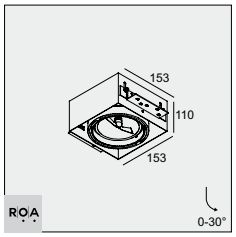

157 x 157 x 120 / max.40

QR-LP111 max.100W

202 61 00 01 ◇

◇ B / W

G53 / 12V

0,7 IP20 1,0

GRID IN TRIMLESS 2 QR

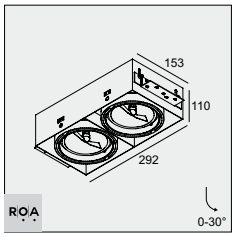

296 x 157 x 120 / max.40

2 x QR-LP111 max.100W

202 61 00 02 ◇

◇ B / W

G53 / 12V

1,2 IP20 1,0

OPTIONS

FOR TRIMLESS 1:

GRID IN TRIMLESS 1 MOUNTING KIT ▸ **202 61 95 01**
or GRID IN TRIMLESS 1 MOUNTING KIT LARGE ▸ **202 61 95 01L**
or EXPOSED CONCRETE PACK GIT 1 ▸ **202 61 96 01**

FOR TRIMLESS 2:

GRID IN TRIMLESS 2 MOUNTING KIT ▸ **202 61 95 02**
or GRID IN TRIMLESS 2 MOUNTING KIT LARGE ▸ **202 61 95 02L**
or EXPOSED CONCRETE PACK GIT 2 ▸ **202 61 96 02**

TRANSFO 50W ▸ **200 46 06** or TRANSFO 100W ▸ **200 46 10**

MULTINOVA

Multinova has something familiar and something fresh at the same time. As a disc of light, Nova refers to the Supernova range, as both families share similarities in looks and ways of installation. But Multinova has some additional features to make it multi-applicable, hence Multi in the name.

With 2 different diameters, a down and down-up version and a limited height of only 69mm, Multinova is perfect to use in different ways. Its small dimensions fit in any residential or hospitality project, as a track mounted luminaire it suits any retail environment and with a prismatic sheet for reduced glare it even adapts in office settings. Moreover, Multinova can be used on our Magnetic profiles for general lighting.

Multinova comes in our standard black or white and can also be finished in the warmer Gold Coloured to enrich its surroundings. To top it off – next to a sandblasted or prismatic optic – one can opt for a smoked sheet at the front for a more decorative touch. When turned on the disc is fully lit, when turned off a deep dark arises, ideal in combination with a Gold Coloured Multinova.

www.deltalight.com/multinova

MULTINOVA 30 DOWN-UP

MULTINOVA 55 PIVOT

MULTINOVA 255

MULTINOVA 355

		MULTINOVA 30									MULTINOVA 55								
		SBL			PRISMATIC			SMOKE			SBL			PRISMATIC			SMOKE		
		LED	SOFT	TW	LED	SOFT	TW	LED	SOFT	TW	LED	SOFT	TW	LED	SOFT	TW	LED	SOFT	TW
		2148lm	2148lm	1367lm	2148lm	-	1367lm	2148lm	2148lm	1367lm	4824lm	4824lm	4570lm	4824lm	4824lm	4570lm	4824lm	-	-
		✓	✓	✓	✓		✓	✓			✓	✓	✓	✓		✓	✓		
	DOWN	✓	✓	✓	✓		✓	✓			✓	✓	✓	✓		✓	✓		
	DOWN-UP	✓		✓	✓		✓	✓			✓		✓	✓		✓	✓		
											✓			✓			✓		
		✓			✓			✓			✓			✓			✓		
											✓	✓	✓	✓		✓	✓		
											✓	✓	✓	✓		✓	✓		
	DOWN	✓	✓	✓	✓		✓	✓			✓	✓	✓	✓		✓	✓		
	DOWN-UP	✓		✓	✓		✓	✓			✓		✓	✓		✓	✓		
TRACK		✓		✓	✓		✓	✓			✓		✓	✓		✓	✓		
TRACK		✓			✓			✓											
PRO		✓	✓	✓	✓		✓	✓											

MULTINOVA SMOKE (OFF)

MULTINOVA SMOKE (ON)

MULTINOVA 30

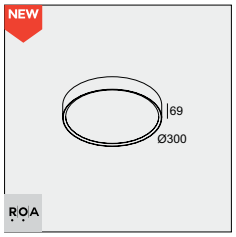

3000K / CRI>90					
LED CLUSTER 9,4W / 1367lm LED CLUSTER (HO) 14,8W / 2148lm					
SBL		PRISMATIC		SMOKE	
NON DIM	DALI / DSI DIM	NON DIM	DALI / DSI DIM	NON DIM	DALI / DSI DIM
27911 9300 ◇	**27911 9304** ◇	**27912 9300** ◇	**27912 9304** ◇	**27913 9300** ◇	**27913 9304** ◇
◇ B / GC / W		◇ B / W		◇ B / GC / W	
220-240V / 50-60Hz					

I 1,8 IP20 UGR <19 (for prismatic)

SOFT DIM	TUNABLE WHITE	
3000-1800K / CRI>90	6500-2700K / CRI>90	
LED CLUSTER (HO) 14,8W / 2148lm	LED CLUSTER 9,4W / 1367lm	
SBL	SBL	PRISMATIC
DALI DIM	DALI DIM (DT8)	
27916 9005 ◇	**27914 9005** ◇	**27915 9005** ◇
◇ B / GC / W	◇ B / GC / W	◇ B / W
220-240V / 50-60Hz		

I 1,8 IP20 UGR <19 (for prismatic)

MULTINOVA 55

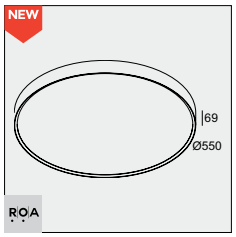

3000K / CRI>90					
LED CLUSTER 33,2W / 4824lm					
SBL		PRISMATIC		SMOKE	
NON DIM	DALI / DSI DIM	NON DIM	DALI / DSI DIM	NON DIM	DALI / DSI DIM
28011 9300 ◇	**28011 9304** ◇	**28012 9300** ◇	**28012 9304** ◇	**28013 9300** ◇	**28013 9304** ◇
◇ B / GC / W		◇ B / W		◇ B / GC / W	
220-240V / 0 | 50-60Hz					

I 4,5 IP20 UGR <19 (for prismatic)

SOFT DIM	TUNABLE WHITE	
3000-1800K / CRI>90	6500-2700K / CRI>90	
LED CLUSTER 33,2W / 4824lm	LED CLUSTER 31,5W / 4570lm	
SBL	SBL	PRISMATIC
DALI DIM	DALI DIM (DT8)	
28016 9005 ◇	**28014 9005** ◇	**28015 9005** ◇
◇ B / GC / W	◇ B / GC / W	◇ B / W
220-240V / 0 | 50-60Hz		

I 4,5 IP20 UGR <19 (for prismatic)

REQUIREMENTS FOR RECESSED INSTALLATION
MULTINOVA 30 RECESSED KIT ▸ **27910 0050**
or MULTINOVA 55 RECESSED KIT ▸ **28010 0050**

REQUIREMENTS FOR SUSPENDED INSTALLATION
MULTINOVA 30 SUSPENSION SET 5 X 0,75mm² 3m ▸ **27910 0020** B / W
MULTINOVA 55 SUSPENSION SET 5 X 0,75mm² 3m ▸ **27910 0010** B / W
or
MULTINOVA ROD SUSPENSION 0,4m ◇ ▸ **27910 0030** B / W
MULTINOVA ROD SUSPENSION 0,8m ◇ ▸ **27910 0040** B / W

OPTIONS (for MULTINOVA suspension set)
CONNECTION ST ▸ **15225 0360** B / W
SUSPENSION ST ▸ **15225 0340** B / W
CABLE BASE R ◇ ▸ **203 99 55** ANO / B / W
COVERSET R ◇ (Ø 62) ▸ **204 00 62** ANO / B / W
COVERSET R ◇ (Ø 90) ▸ **204 00 90** ANO / B / W
COVERSET R ◇ (Ø100) ▸ **204 00 100** ANO / B / W

MULTINOVA RECESSED KIT

MULTINOVA + RECESSED KIT

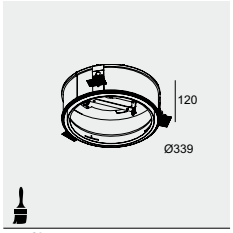

341 x 200 / max.25

MULTINOVA 30 RECESSED KIT
27910 0050
3,1

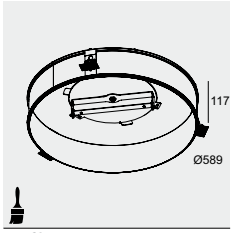

671 x 200 / max.25

MULTINOVA 55 RECESSED KIT
28010 0050
3,1

MULTINOVA 30 DOWN-UP

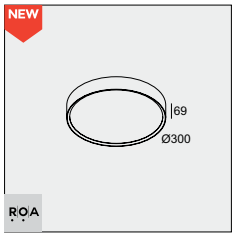

3000K / CRI>90					
LED CLUSTER UP 2,8W / 406lm LED CLUSTER UP (HO) 4,3W / 631lm LED CLUSTER DOWN 9,3W / 1352lm LED CLUSTER DOWN (HO) 14,5W / 2103lm					
SBL		PRISMATIC		SMOKE	
NON DIM	DALI / DSI DIM	NON DIM	DALI / DSI DIM	NON DIM	DALI / DSI DIM
27917 9300 ◇	**27917 9304** ◇	**27918 9300** ◇	**27918 9304** ◇	**27919 9300** ◇	**27919 9304** ◇
◇ B / GC / W		◇ B / W		◇ B / GC / W	
220-240V / 50-60Hz					

◇ 1,9 IP20 UGR <19 (for prismatic)

TUNABLE WHITE

6500-2700K / CRI>90	
LED CLUSTER UP 2,8W / 406lm LED CLUSTER DOWN 9,3W / 1352lm	
SBL	PRISMATIC
DALI DIM (DT8)	
27920 9005 ◇	**27921 9005** ◇
◇ B / GC / W	◇ B / W
220-240V / 50-60Hz	

◇ 1,9 IP20 UGR <19 (for prismatic)

MULTINOVA 55 DOWN-UP

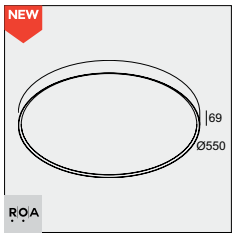

3000K / CRI>90					
LED CLUSTER UP 5W / 721lm LED CLUSTER DOWN 33,5W / 4865lm					
SBL		PRISMATIC		SMOKE	
NON DIM	DALI / DSI DIM	NON DIM	DALI / DSI DIM	NON DIM	DALI / DSI DIM
28017 9300 ◇	**28017 9304** ◇	**28018 9300** ◇	**28018 9304** ◇	**28019 9300** ◇	**28019 9304** ◇
◇ B / GC / W		◇ B / W		◇ B / GC / W	
220-240V / 0 | 50-60Hz					

◇ 4,6 IP20 UGR <19 (for prismatic)

TUNABLE WHITE

6500-2700K / CRI>90	
LED CLUSTER UP 4,5W / 655lm LED CLUSTER DOWN 30,5W / 4422lm	
SBL	PRISMATIC
DALI DIM (DT8)	
28020 9005 ◇	**28021 9005** ◇
◇ B / GC / W	◇ B / W
220-240V / 0 | 50-60Hz	

◇ 4,6 IP20 UGR <19 (for prismatic)

MULTINOVA DOWN-UP

MULTINOVA DOWN-UP

MULTINOVA
+ MULTINOVA ROD SUSPENSION 0,8M

MULTINOVA DOWN-UP
+ MULTINOVA SUSPENSION

MULTINOVA 55 OK

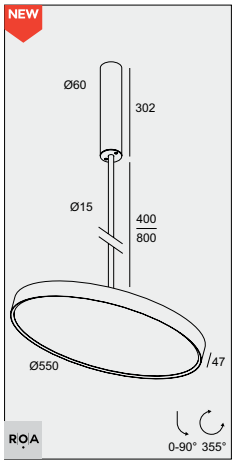

3000K / CRI>90					
LED CLUSTER 33,2W / 4824lm					
SBL		PRISMATIC		SMOKE	
NON DIM	DALI / DSI DIM	NON DIM	DALI / DSI DIM	NON DIM	DALI / DSI DIM
L= 400mm					
28022 9300 ◇	**28022 9304** ◇	**28023 9300** ◇	**28023 9304** ◇	**28024 9300** ◇	**28024 9304** ◇
L= 800mm					
28025 9300 ◇	**28025 9304** ◇	**28026 9300** ◇	**28026 9304** ◇	**28027 9300** ◇	**28027 9304** ◇
◇ B / GC / W		◇ B / W		◇ B / GC / W	
220-240V / 50-60Hz					

8,5 IP20 UGR <19 (for prismatic)

MULTINOVA 30 PIVOT

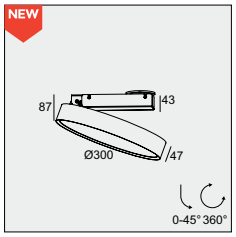

3000K / CRI>90					
LED CLUSTER 9,4W / 1367lm LED CLUSTER HO 14,8W / 2148lm					
SBL		PRISMATIC		SMOKE	
NON DIM	DALI / DSI DIM	NON DIM	DALI / DSI DIM	NON DIM	DALI / DSI DIM
27928 9300 ◇	**27928 9304** ◇	**27929 9300** ◇	**27929 9304** ◇	**27930 9300** ◇	**27930 9304** ◇
◇ B / GC / W		◇ B / W		◇ B / GC / W	
220-240V / 50-60Hz					

2,1 IP20 UGR <19 (for prismatic)

MULTINOVA 55 PIVOT

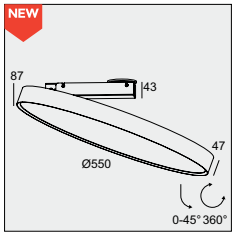

3000K / CRI>90					
LED CLUSTER 33,2W / 4824lm					
SBL		PRISMATIC		SMOKE	
NON DIM	DALI / DSI DIM	NON DIM	DALI / DSI DIM	NON DIM	DALI / DSI DIM
28028 9300 ◇	**28028 9304** ◇	**28029 9300** ◇	**28029 9304** ◇	**28030 9300** ◇	**28030 9304** ◇
◇ B / GC / W		◇ B / W		◇ B / GC / W	
220-240V / 0 | 50-60Hz					

6,3 IP20 UGR <19 (for prismatic)

OPTIONS
CONNECTION ST ▸ **15225 0360** B / W (for MULTINOVA 255/355)
SUSPENSION ST ▸ **15225 0340** B / W (for MULTINOVA 255/355)
CABLE BASE R ◇ ▸ **203 99 55** ANO / B / W (for MULTINOVA 255/355)
COVERSET R ◇ (Ø 62) ▸ **204 00 62** ANO / B / W
COVERSET R ◇ (Ø 90) ▸ **204 00 90** ANO / B / W
COVERSET R ◇ (Ø100) ▸ **204 00 100** ANO / B / W

MULTINOVA 55 OK

MULTINOVA 255

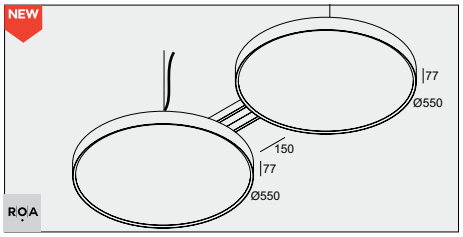

3000K / CRI>90		
2X LED CLUSTER 33,2W / 4824lm		
SBL	PRISMATIC	SMOKE
DALI / DSI DIM	DALI / DSI DIM	DALI / DSI DIM
28056 9304 ◇	**28057 9304** ◇	**28058 9304** ◇
◇ B / GC / W	◇ B / W	◇ B / GC / W
220-240V / 50-60Hz		

INCL.2 x CABLE SUSP. SINGLE AUTO. 3m
INCL.1 x CABLE 5 x 0,75mm²

I 9,1 IP20 UGR <19 (for prismatic)

SOFT DIM	TUNABLE WHITE	
3000-1800K / CRI>90	6500-2700K / CRI>90	
2X LED CLUSTER 33,2W / 4824lm	2X LED CLUSTER 31,5W / 4570lm	
SBL	SBL	PRISMATIC
DALI DIM	DALI DIM (DT8)	
28061 9005 ◇	**28059 9005** ◇	**28060 9005** ◇
◇ B / GC / W	◇ B / GC / W	◇ B / W
220-240V / 50-60Hz		

INCL.2 x CABLE SUSP. SINGLE AUTO. 3m
INCL.1 x CABLE 5 x 0,75mm²

I 9,1 IP20 UGR <19 (for prismatic)

MULTINOVA 355

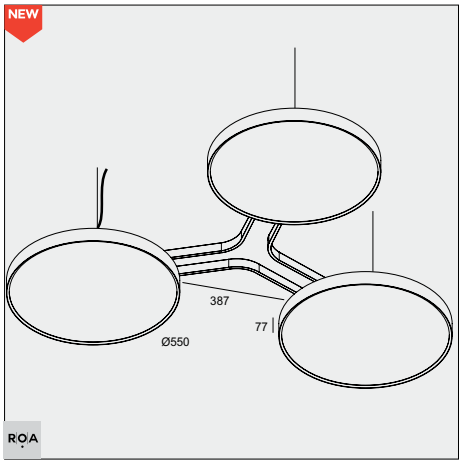

3000K / CRI>90		
3X LED CLUSTER 33,2W / 4824lm		
SBL	PRISMATIC	SMOKE
DALI / DSI DIM	DALI / DSI DIM	DALI / DSI DIM
28062 9304 ◇	**28063 9304** ◇	**28064 9304** ◇
◇ B / GC / W	◇ B / W	◇ B / GC / W
220-240V / 50-60Hz		

INCL.3 x CABLE SUSP. SINGLE AUTO. 3m
INCL.1 x CABLE 5 x 0,75mm²

I 14,2 IP20 UGR <19 (for prismatic)

SOFT DIM	TUNABLE WHITE	
3000-1800K / CRI>90	6500-2700K / CRI>90	
3X LED CLUSTER 33,2W / 4824lm	3X LED CLUSTER 31,5W / 4570lm	
SBL	SBL	PRISMATIC
DALI DIM	DALI DIM (DT8)	
28067 9005 ◇	**28065 9005** ◇	**28066 9005** ◇
◇ B / GC / W	◇ B / GC / W	◇ B / W
220-240V / 50-60Hz		

INCL.3 x CABLE SUSP. SINGLE AUTO. 3m
INCL.1 x CABLE 5 x 0,75mm²

I 14,2 IP20 UGR <19 (for prismatic)

MULTINOVA 355

MULTINOVA 255

STUDIO DIDEA

GREEN GOOD DESIGN award

reddot design award winner

interior innovation award Winner

AWARD DESIGN PLUS light+building

SUPERNOVA
FAMILY

Supernova is an extensive range of pure geometrically formed lighting fixtures that guarantee powerful illumination and atmosphere. The range comes in different diameters and application possibilities.
Supernova features in-house developed printed circuit boards specifically engineered to provide a uniform illumination of the polycarbonate. Small to large, recessed to suspended, for general lighting to office applications, the Supernova range features all you need.
As a plus, presence control and daylight simulation can be done thanks to the optional presence detection and the tunable white versions of the Supernova.

			SUPERNOVA XS	SUPERNOVA		SUPERNOVA FLAT	
			Ø 260 mm: 1580 lm Ø 390 mm: 2600 lm	Ø 450 mm: 5400 lm Ø 650 mm: 6160 - 9200 lm Ø 950 mm: 14140 - 23000 lm Ø 1250 mm: 28050 - 36800 lm		Ø 650 mm: 6172 - 8904 lm Ø 950 mm: 9518 - 19090 lm	
			SBL	SBL	TUNABLE WHITE	SBL	PRISMATIC
INTERIOR		TRIMLESS		Ø 650 mm Ø 950 mm Ø 1250 mm	Ø 650 mm Ø 950 mm Ø 1250 mm		
		WITH KIT	Ø 260 mm Ø 330 mm	Ø 650 mm Ø 950 mm Ø 1250 mm	Ø 650 mm Ø 950 mm Ø 1250 mm		
			Ø 260 mm Ø 330 mm	Ø 450 mm Ø 650 mm Ø 950 mm Ø 1250 mm	Ø 650 mm Ø 950 mm Ø 1250 mm	Ø 650 mm Ø 950 mm	Ø 650 mm Ø 950 mm
		SMOOTH UP				Ø 650 mm Ø 950 mm	Ø 650 mm Ø 950 mm
			Ø 260 mm Ø 330 mm				
			Ø 260 mm Ø 330 mm				
				Ø 650 mm Ø 950 mm Ø 1250 mm	Ø 650 mm Ø 950 mm Ø 1250 mm	Ø 650 mm Ø 950 mm	Ø 650 mm Ø 950 mm
		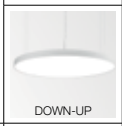 DOWN-UP		Ø 650 mm Ø 950 mm Ø 1250 mm	Ø 650 mm Ø 950 mm Ø 1250 mm	Ø 650 mm Ø 950 mm	Ø 650 mm Ø 950 mm
	TRACK		Ø 260 mm Ø 330 mm				
EXTERIOR			Ø 260 mm				
			Ø 260 mm				
			Ø 260 mm				

ON REQUREST: SUPERNOVA CAN BE OFFERED IN ANY RAL COLOUR,
MATCHING THE SPECIFIC LOOK AND FEEL OF YOUR INTERIOR DESIGN.

SUPERNOVA XS

SUPERNOVA XS

With its 26 cm or 33 cm diameter, the Supernova XS (Extra Small) can be considered to be the baby in the range when it comes to size, but not when it comes to performance and skills. It only needs 6 cm of height to hide away an intense cluster of powerleds in its perfectly curved aluminium body.
Following its big brother, the recessed Supernova XS is distinguished thanks to its remarkable tilted application when installed into the ceiling, a particular way of changing a simple round downlight into a playful eye-catcher.

www.deltalight.com/supernova-xs

SUPERNOVA XS

SUPERNOVA XS RECESSED

SUPERNOVA XS RECESSED 260

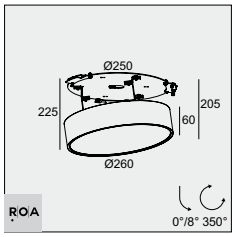

ØKIT x 200 max.25

SBL		
3000K / CRI>80		
LED CLUSTER 15W / 1580lm		
NON DIM	1-10V DIM	DALI DIM
274 86 2515 ◇	**274 86 2515 ED1** ◇	**274 86 2515 ED5** ◇
◇ B / W		
220-240V / 50-60Hz	110-240V / 50-60Hz	

2,2 IP40

SUPERNOVA XS RECESSED 330

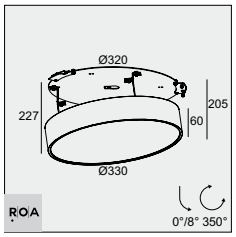

ØKIT x 200 max.25

SBL		
3000K / CRI>80		
LED CLUSTER 22W / 2600lm		
NON DIM	1-10V DIM	DALI DIM
274 86 3224 ◇	**274 86 3224 ED1** ◇	**274 86 3224 ED5** ◇
◇ B / W		
110-240V / 50-60Hz	220-240V / 50-60Hz	

2,7 IP40

SUPERNOVA XS RECESSED KIT

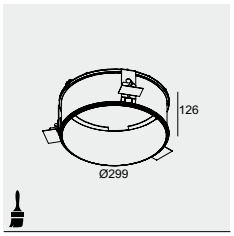

300 x 200 / max.25

SUPERNOVA XS RECESSED KIT 260

274 88 029

1,1

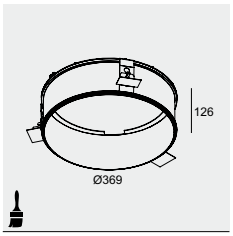

371 x 200 / max.25

SUPERNOVA XS RECESSED KIT 330

274 88 036

1,4

POSITION FOR INSTALLATION

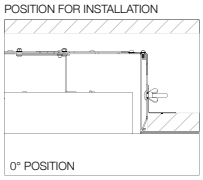

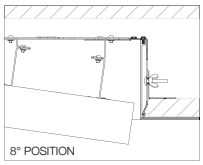

REQUIREMENTS
SUPERNOVA XS RECESSED KIT 260 ▸ **274 88 029**
or SUPERNOVA XS RECESSED KIT 330 ▸ **274 88 036**

INTERIOR DESIGN PIETER SCHOOLAERT

SUPERNOVA XS 260

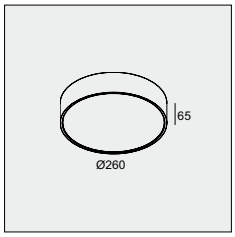

SBL		
3000K / CRI>80		
LED CLUSTER 15W / 1580lm / 24V	LED CLUSTER 15W / 1580lm / 600mA	
NON DIM	1-10V DIM	DALI DIM
274 87 2515 ◇	**274 87 2515 ED1** ◇	**274 87 2515 ED5** ◇
◇ B / W		
220-240V / 50-60Hz	110-240V / 50-60Hz	110-240V / 50-60Hz

◇ 0,8 IP40

SUPERNOVA XS 330

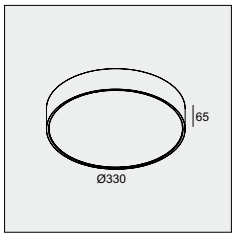

SBL		
3000K / CRI>80		
LED CLUSTER 22W / 2600lm / 1050mA		
NON DIM	1-10V DIM	DALI DIM
274 87 3224 ◇	**274 87 3224 ED1** ◇	**274 87 3224 ED5** ◇
◇ B / W		
110-240V / 50-60Hz	220-240V / 50-60Hz	220-240V / 50-60Hz

◇ 1,0 IP40

SUPERNOVA XS PIVOT 260

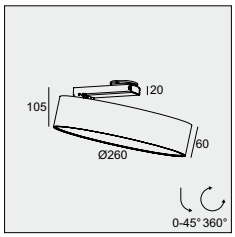

SBL		
3000K / CRI>80		
LED CLUSTER 15W / 1580lm / 24V	LED CLUSTER 15W / 1580lm / 600mA	
NON DIM	1-10V DIM	DALI DIM
274 88 2515 ◇	**274 88 2515 ED1** ◇	**274 88 2515 ED5** ◇
◇ B / W		
220-240V / 50-60Hz	110-240V / 50-60Hz	110-240V / 50-60Hz

◇ 1,2 IP40

SUPERNOVA XS PIVOT 330

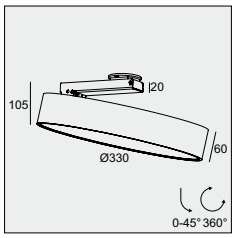

SBL		
3000K / CRI>80		
LED CLUSTER 22W / 2600lm / 1050mA		
NON DIM	1-10V DIM	DALI DIM
274 88 3224 ◇	**274 88 3224 ED1** ◇	**274 88 3224 ED5** ◇
◇ B / W		
110-240V / 50-60Hz	220-240V / 50-60Hz	220-240V / 50-60Hz

◇ 1,4 IP40

SUPERNOVA 45

CRI 90 UP GRADE

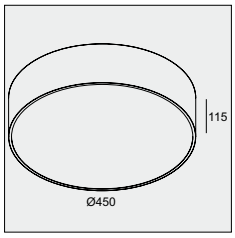

SBL		
3000K / CRI>90		
LED CLUSTER 32W / 5400lm / 1050mA		
NON DIM	1-10V DIM	DALI DIM
20611 9300 ◇	**20611 9301** ◇	**20611 9305** ◇
◇ W		
110-240V / 50-60Hz	220-240V / 50-60Hz	220-240V / 50-60Hz

◇ 3,5 IP40

SUPERNOVA TRIMLESS

Thanks to its trimless recessed finishing this Supernova Trimless discretely fits into the architecture of the room, with the emphasis on the light rather than the luminaire.
The seamless transition of light to ceiling makes this elegant eye-catcher float above the room, providing a perfectly uniform field of light.

www.deltalight.com/supernova

SUPERNOVA TRIMLESS 65

CRI 90 UP GRADE

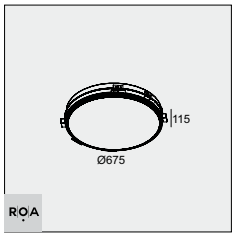

685 x 200 / max.25

LINE / SBL		
3000K / CRI>90		
LED CLUSTER 57W / 9200lm		
NON DIM	1-10V DIM	DALI DIM
20628 9300	**20628 9301**	**20628 9305**
220-240V / 0 | 50-60Hz		

6,6 IP20

SUPERNOVA TRIMLESS 95

CRI 90 UP GRADE

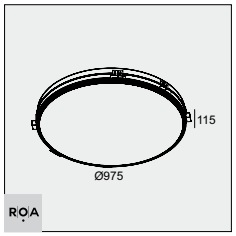

985 x 200 / max.25

LINE / SBL		
3000K / CRI>90		
LED CLUSTER 143W / 23000lm		
NON DIM	1-10V DIM	DALI DIM
20629 9300	**20629 9301**	**20629 9305**
220-240V / 0 | 50-60Hz		

8,9 IP20

SUPERNOVA TRIMLESS 125

CRI 90 UP GRADE

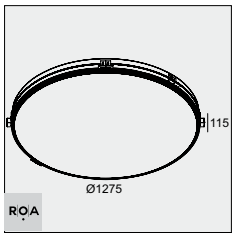

1285 x 200 / max.25

LINE / SBL		
3000K / CRI>90		
LED CLUSTER 239W / 36800lm		
NON DIM	1-10V DIM	DALI DIM
20630 9300	**20630 9301**	**20630 9305**
220-240V / 0 | 50-60Hz		

10,8 IP20

OPTIONS
PRESENCE DETECTION HF SENSOR ▸ **300 90 311** (invisible behind polycarbonate)

ARCHITECT ARCHION

SUPERNOVA TRIMLESS 65 TW

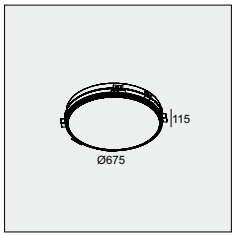

685 x 200 / max.25

SBL	SBL
2700-5700K / CRI>80	2700-5700K / CRI>80
LED CLUSTER 45W 2700K / 4208lm - 5700K / 4841lm	
DALI DIM	WIRELESS DIM
274 89 06 26 ED5	**274 89 06 26 WD**
120-240V / 0 | 50-60Hz	120-240V / 0 | 50-60Hz
2 DALI CONTROL CHANNELS DT6	HUMAN CENTRIC LIGHT CONTROL (PAG TEC 15)
6,6 IP20	6,6 IP20

SUPERNOVA TRIMLESS 95 TW

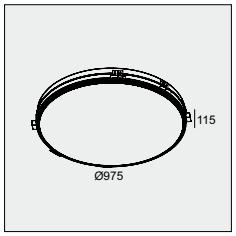

985 x 200 / max.25

SBL	SBL
2700-5700K / CRI>80	2700-5700K / CRI>80
LED CLUSTER 112W 2700K / 10520lm - 5700K / 12103lm	
DALI DIM	WIRELESS DIM
274 89 09 26 ED5	**274 89 09 26 WD**
120-240V / 0 | 50-60Hz	120-240V / 0 | 50-60Hz
2 DALI CONTROL CHANNELS DT6	HUMAN CENTRIC LIGHT CONTROL (PAG TEC 15)
8,9 IP20	8,9 IP20

SUPERNOVA TRIMLESS 125 TW

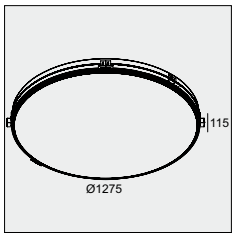

1285 x 200 / max.25

SBL	SBL
2700-5700K / CRI>80	2700-5700K / CRI>80
LED CLUSTER 179W 2700K / 16942lm - 5700K / 19338lm	
DALI DIM	WIRELESS DIM
274 89 12 26 ED5	**274 89 12 26 WD**
120-240V / 0 | 50-60Hz	120-240V / 0 | 50-60Hz
2 DALI CONTROL CHANNELS DT6	HUMAN CENTRIC LIGHT CONTROL (PAG TEC 15)
10,8 IP20	10,8 IP20

SUPERNOVA

Supernova comes as recessed, surface mounted or suspended luminaire, a wide range of possibilities.

Thanks to its trimless recessed finishing this Supernova Trimless discretely fits into the architecture of the room, with the emphasis on the light rather than the luminaire. The seamless transition of light to ceiling makes this elegant eye-catcher float above the room, providing a perfectly uniform field of light.

The recessed version is a particularly eye-catching option in the Supernova range, thanks to its tilted application. A recessed kit facilitates installation, allows you to customize the depth and angle of the Supernova, and ensures the inner workings of the fitting are concealed within the ceiling.

Surface mounted, Supernova is a timeless lighting solution that guarantees powerful illumination and striking atmosphere, blending harmonically into its space. Its uninterrupted circular form and neutral character enhance any room, from hotel lobbies to corridors to shops, or any other type of project.

A suspended Supernova uses four delicate steel cords to enable an easy suspension.
The down-up version features a polycarbonate on top to avoid dust entering the fixture and guaranteeing a pleasant and an immaculate indirect light effect. Thanks to the transparent supply cable and the trimless suspension kit you can opt for a very clean and minimalistic ceiling suspension.

www.deltalight.com/supernova

SUPERNOVA SUSPENDED

SUPERNOVA RECESSED

SUPERNOVA FLAT

The evolution in LED allowed for a more minimalistic design, visible within Supernova Flat. It combines the Supernova characteristics with a more subtle housing, creating a neat and modern look. Combined with a prismatic cover, Supernova Flat offers a lighting solution suitable for office and school application as its UGR remains below 19. Available for direct or direct-indirect lighting or with a soft uplight accent in Supernova Flat Smooth Up.

www.deltalight.com/supernova-flat

SUPERNOVA FLAT

SUPERNOVA LINE 65

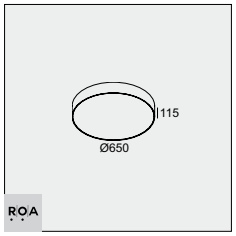

CRI 90 UP GRADE

LINE / SBL

3000K / CRI>90

LED CLUSTER 57W / 9200lm

NON DIM	1-10V DIM	DALI DIM
20622 9300 ◇	**20622 9301** ◇	**20622 9305** ◇

◇ B / W

220-240V / 0 | 50-60Hz

8,7 IP20

SUPERNOVA LINE 95

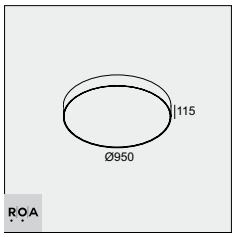

CRI 90 UP GRADE

LINE / SBL

3000K / CRI>90

LED CLUSTER 143W / 23000lm

NON DIM	1-10V DIM	DALI DIM
20624 9300 ◇	**20624 9301** ◇	**20624 9305** ◇

◇ B / W

220-240V / 0 | 50-60Hz

12,7 IP20

SUPERNOVA LINE 125

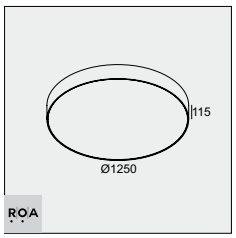

CRI 90 UP GRADE

LINE / SBL

3000K / CRI>90

LED CLUSTER 239W / 36800lm

NON DIM	1-10V DIM	DALI DIM
20626 9300 ◇	**20626 9301** ◇	**20626 9305** ◇

◇ B / W

220-240V / 0 | 50-60Hz

16,6 IP20

REQUIREMENTS FOR RECESSED INSTALLATION
SUSPENSION SET 18 3m ▸ **328 18 43** (for NON-DIM and WD version)
or SUSPENSION SET 18 3m ED1 ▸ **328 18 43 ED1** (for 1-10V DIM & DALI DIM)
or SUSPENSION SET 18 3m TW ED5 ▸ **328 18 43 TW ED5** (forTW)
SUPERNOVA 65 RECESSED KIT ▸ **274 94 0710**
or SUPERNOVA 95 RECESSED KIT ▸ **274 94 1010**
or SUPERNOVA 125 RECESSED KIT ▸ **274 94 1310**

REQUIREMENTS FOR SUSPENDED INSTALLATION
SUSPENSION SET 18 3m ▸ **328 18 43** (for NON-DIM and WD version)
or SUSPENSION SET 18 3m ED1 ▸ **328 18 43 ED1** (for 1-10V DIM & DALI DIM)
or SUSPENSION SET 18 3m TW ED5 ▸ **328 18 43 TW ED5** (forTW)

OPTIONS
CONNECTION ST ▸ **15225 0360** B / W
SUSPENSION ST ▸ **15225 0340** B / W
CABLE BASE R ◇ ▸ **203 99 55** ANO / B / W
COVERSET R ◇ (Ø 62) ▸ **204 00 62** ANO / B / W
COVERSET R ◇ (Ø 90) ▸ **204 00 90** ANO / B / W
COVERSET R ◇ (Ø100) ▸ **204 00 100** ANO / B / W
CENTRAL ROD SUSPENSION 65 1m ◇ ▸ **328 24 61** B / W
CENTRAL ROD SUSPENSION 95 1m ◇ ▸ **328 24 91** B / W
PRESENCE DETECTION HF SENSOR ▸ **300 90 311** (invisible behind polycarbonate)

CENTRAL ROD SUSPENSION

SUPERNOVA LINE 65 TW

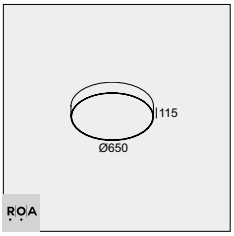

SBL	SBL
2700-5700K / CRI>80	2700-5700K / CRI>80
LED CLUSTER 45W 2700K / 4208lm - 5700K / 4841lm	
DALI DIM	WIRELESS DIM
274 95 06 26 ED5 ◇	**274 95 06 26 WD** ◇
◇ B / W	◇ B / W
220-240V / 0 | 50-60Hz	220-240V / 0 | 50-60Hz
2 DALI CONTROL CHANNELS DT6	HUMAN CENTRIC LIGHT CONTROL (PAG TEC 15)
6,6 IP20	6,6 IP20

SUPERNOVA LINE 95 TW

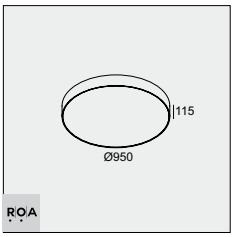

2700-5700K / CRI>80	2700-5700K / CRI>80
LED CLUSTER 112W 2700K / 10520lm - 5700K / 12103lm	
DALI DIM	WIRELESS DIM
274 95 09 26 ED5 ◇	**274 95 09 26 WD** ◇
◇ B / W	◇ B / W
220-240V / 0 | 50-60Hz	220-240V / 0 | 50-60Hz
2 DALI CONTROL CHANNELS DT6	HUMAN CENTRIC LIGHT CONTROL (PAG TEC 15)
8,9 IP20	8,9 IP20

SUPERNOVA LINE 125 TW

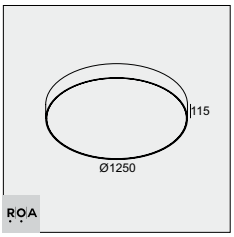

2700-5700K / CRI>80	2700-5700K / CRI>80
LED CLUSTER 179W 2700K / 16942lm - 5700K / 19338lm	
DALI DIM	WIRELESS DIM
274 95 12 26 ED5 ◇	**274 95 12 26 WD** ◇
◇ B / W	◇ B / W
220-240V / 0 | 50-60Hz	220-240V / 0 | 50-60Hz
2 DALI CONTROL CHANNELS DT6	HUMAN CENTRIC LIGHT CONTROL (PAG TEC 15)
8,9 IP20	8,9 IP20

SUPERNOVA RECESSED KIT

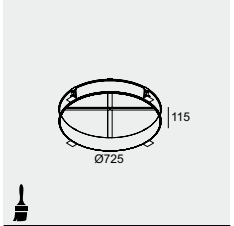

735 x 200 / max.25

SUPERNOVA 65 RECESSED KIT

274 94 0710

3,1

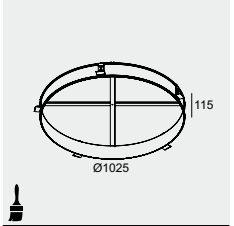

1035 x 200 / max.25

SUPERNOVA 95 RECESSED KIT

274 94 1010

3,1

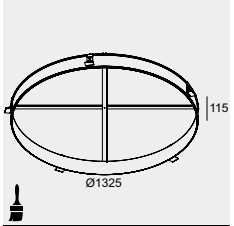

1335 x 200 / max.25

SUPERNOVA 125 RECESSED KIT

274 94 1310

4,6

CTRL DELTA R WIRELESS CONTROL Suitable for all dimmable luminaires.

TECHNICAL DATA ▸ PAG TEC 4

SUPERNOVA LINE 65 DOWN-UP

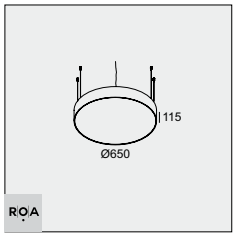

CRI 90 UP GRADE

SBL		
3000K / CRI>90		
LED CLUSTER UP 14W / 2300lm LED CLUSTER DOWN 57W / 9200lm		
NON DIM	1-10V DIM	DALI DIM
20616 9300 ◇	**20616 9301** ◇	**20616 9305** ◇
◇ B / W		
220-240V / 0 | 50-60Hz		
I 8,7 IP20		

SUPERNOVA LINE 95 DOWN-UP

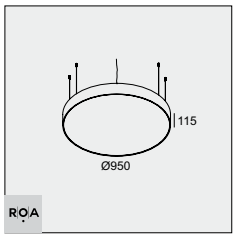

CRI 90 UP GRADE

SBL		
3000K / CRI>90		
LED CLUSTER UP 29W / 4600lm LED CLUSTER DOWN 143W / 23000lm		
NON DIM	1-10V DIM	DALI DIM
20618 9300 ◇	**20618 9301** ◇	**20618 9305** ◇
◇ B / W		
220-240V / 0 | 50-60Hz		
I 12,7 IP20		

SUPERNOVA LINE 125 DOWN-UP

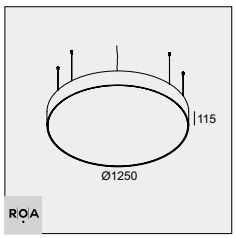

CRI 90 UP GRADE

SBL		
3000K / CRI>90		
LED CLUSTER UP 43W / 6900lm LED CLUSTER DOWN 239W / 36800lm		
NON DIM	1-10V DIM	DALI DIM
20620 9300 ◇	**20620 9301** ◇	**20620 9305** ◇
◇ B / W		
220-240V / 0 | 50-60Hz		
I 16,6 IP20		

DOWN-UP VERSIONS INCLUDE:
4 x CABLE SUSPENSION 3m
1 x CABLE 3 x 0,75mm² (NON DIM)
2 x CABLE 5 x 0,75mm² (1-10V DIM)
1 x CABLE 3 x 0,75mm² +1 x CABLE 2 x 0,75mm² (DALI DIM)
CABLING 2 CIRCUITS (only DIM versions)

OPTIONS
CONNECTION ST ▸ **15225 0360** B / W
SUSPENSION ST ▸ **15225 0340** B / W
CABLE BASE R ◇ ▸ **203 99 55** ANO / B / W
COVERSET R ◇ (Ø 62) ▸ **204 00 62** ANO / B / W
COVERSET R ◇ (Ø 90) ▸ **204 00 90** ANO / B / W
COVERSET R ◇ (Ø100) ▸ **204 00 100** ANO / B / W
PRESENCE DETECTION HF SENSOR ▸ **300 90 311**

SUPERNOVA 65 TW DOWN-UP

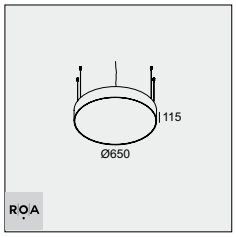

CTRL DELTA IN

SBL
2700K - 5700 / CRI>80
LED CLUSTER / 45W (DOWN) + 12W (UP) 2700K / 4208lm (DOWN) + 1374lm (UP) 5700K / 4841lm (DOWN) + 1510lm (UP)
DALI DIM
274 96 06 26 ED5 ◇
◇ B / W
220-240V / 0 | 50-60Hz
I 8,7 IP20

SUPERNOVA 95 TW DOWN-UP

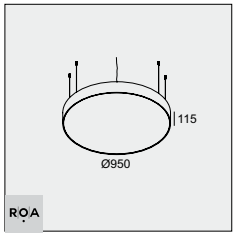

CTRL DELTA IN

SBL
2700K - 5700 / CRI>80
LED CLUSTER / 112W (DOWN) + 24W (UP) 2700K / 10520lm (DOWN) + 2748lm (UP) 5700K / 12103lm (DOWN) + 3020lm (UP)
DALI DIM
274 96 09 26 ED5 ◇
◇ B / W
220-240V / 0 | 50-60Hz
I 12,7 IP20

SUPERNOVA 125 TW DOWN-UP

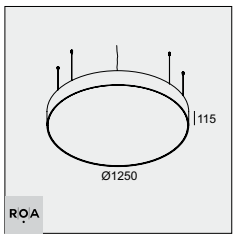

CTRL DELTA IN

SBL
2700K - 5700 / CRI>80
LED CLUSTER / 179W (DOWN) + 38W (UP) 2700K / 16942lm (DOWN) + 4122lm (UP) 5700K / 19338lm (DOWN) + 4530lm (UP)
DALI DIM
274 96 12 26 ED5 ◇
◇ B / W
220-240V / 0 | 50-60Hz
I 16,6 IP20

DOWN-UP VERSIONS INCLUDE:
4 x CABLE SUSPENSION 3m
2 x CABLE 5 x 0,75mm²
4 DALI CONTROL CHANNELS DT6

SUPERNOVA FLAT 65

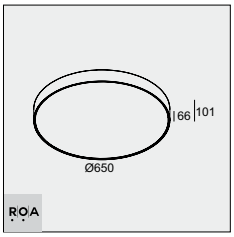

SBL			PRISMATIC		
3000K / CRI>90					
LED CLUSTER 40W /5246lm / 930mA* LED CLUSTER 62W / 7568lm / 1400mA*			LED CLUSTER 40W / 5246lm / 930mA		
NON DIM	1-10V DIM	DALI DIM	NON DIM	1-10V DIM	DALI DIM
20631 9300 ◇	**20631 9301** ◇	**20631 9305** ◇	**20633 9300** ◇	**20633 9301** ◇	**20633 9305** ◇
◇ B / W					
220-240V / 0 | 50-60Hz					
I 11,0 IP20			I 11,0 IP20		UGR <19

SUPERNOVA FLAT 95

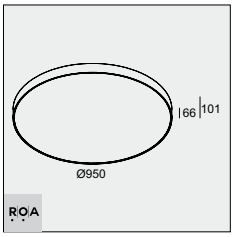

SBL			PRISMATIC		
3000K / CRI>90					
LED CLUSTER 58W / 8090lm / 1300mA* LED CLUSTER 85W / 11280lm / 1860mA* LED CLUSTER 132W / 16227lm / 2800mA*			LED CLUSTER 58W / 8090lm / 1300mA* LED CLUSTER 85W / 11280lm / 1860mA*		
NON DIM	1-10V DIM	DALI DIM	NON DIM	1-10V DIM	DALI DIM
20635 9300 ◇	**20635 9301** ◇	**20635 9305** ◇	**20637 9300** ◇	**20637 9301** ◇	**20637 9305** ◇
◇ B / W					
220-240V / 0 | 50-60Hz					
I 16,0 IP20			I 16,0 IP20		UGR <19

SUPERNOVA FLAT 65 SMOOTH UP

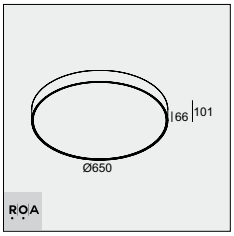

SBL			PRISMATIC		
3000K / CRI>90					
LED CLUSTER 40W / 5246lm / 930mA* LED CLUSTER 62W / 7568lm / 1400mA*			LED CLUSTER 40W / 5246lm / 930mA		
NON DIM	1-10V DIM	DALI DIM	NON DIM	1-10V DIM	DALI DIM
20632 9300 ◇	**20632 9301** ◇	**20632 9305** ◇	**20634 9300** ◇	**20634 9301** ◇	**20634 9305** ◇
◇ B / W					
220-240V / 0 | 50-60Hz					
I 8,7 IP20			I 8,7 IP20		UGR <19

SUPERNOVA FLAT 95 SMOOTH UP

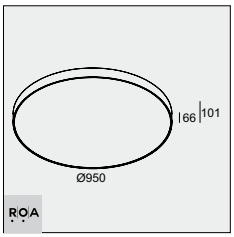

SBL			PRISMATIC		
3000K / CRI>90					
LED CLUSTER 58W / 8090lm / 1300mA* LED CLUSTER 85W / 11280lm / 1860mA* LED CLUSTER 132W / 16227lm / 2800mA*			LED CLUSTER 58W / 8090lm / 1300mA* LED CLUSTER 85W / 11280lm / 1860mA*		
NON DIM	1-10V DIM	DALI DIM	NON DIM	1-10V DIM	DALI DIM
20636 9300 ◇	**20636 9301** ◇	**20636 9305** ◇	**20638 9300** ◇	**20638 9301** ◇	**20638 9305** ◇
◇ B / W					
220-240V / 0 | 50-60Hz					
I 12,7 IP20			I 12,7 IP20		UGR <19

REQUIREMENTS
SUSPENSION SET 25 3m (NON DIM) ▸ **328 25 43**
SUSPENSION SET 25 3m ED (DIM1 / DIM5) ▸ **328 25 43 ED**
or
CENTRAL ROD SUSPENSION SN FLAT 1m ◇ ▸ **274 97 10** B / W
CENTRAL SUSPENSION SN FLAT 3m ◇ ▸ **328 26 23** B / W

OPTIONS
CONNECTION ST ▸ **15225 0360** B / W
SUSPENSION ST ▸ **15225 0340** B / W
CABLE BASE R ◇ ▸ **203 99 55** ANO / B / W
COVERSET R ◇ (Ø 62) ▸ **204 00 62** ANO / B / W
COVERSET R ◇ (Ø 90) ▸ **204 00 90** ANO / B / W
COVERSET R ◇ (Ø100) ▸ **204 00 100** ANO / B / W

*MULTIPLE SETTINGS ONLY FOR NON DIM VERSION
DIMMABLE VERSION = HIGHEST CURRENT

CENTRAL ROD SUSPENSION

SUPERNOVA FLAT SMOOTH UP

SUPERNOVA FLAT SMOOTH UP

SUPERNOVA FLAT DOWN-UP

SUPERNOVA FLAT DOWN-UP 65

CRI 90 UP GRADE

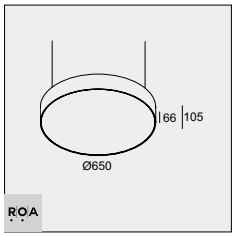

SBL			PRISMATIC		
3000K / CRI>90					
LED CLUSTER UP 21,4W / 3200lm - LED CLUSTER DOWN 40W / 5246lm / 930mA* LED CLUSTER DOWN 62W / 7568lm / 1400mA*			LED CLUSTER UP 21,4W / 3200lm - LED CLUSTER DOWN 40W / 5246lm / 930mA*		
NON DIM	1-10V DIM	DALI DIM	NON DIM	1-10V DIM	DALI DIM
20612 9300 ◇	**20612 9301** ◇	**20612 9305** ◇ 2 DALI ADDRESSES	**20613 9300** ◇	**20613 9301** ◇	**20613 9305** ◇ 2 DALI ADDRESSES
◇ B / W					
220-240V / 0 | 50-60Hz					
11,0 IP20			11,0 IP20 UGR <19		

SUPERNOVA FLAT DOWN-UP 95

CRI 90 UP GRADE

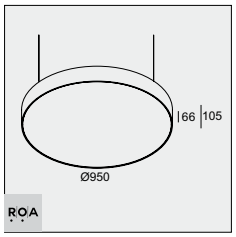

SBL			PRISMATIC		
3000K / CRI>90					
LED CLUSTER UP 21,4W / 3200lm - LED CLUSTER DOWN 58W / 8090lm / 1300mA* LED CLUSTER DOWN 85W / 11280lm / 1860mA* LED CLUSTER DOWN 132W / 16227lm / 2800mA*			LED CLUSTER UP 21,4W / 3200lm - LED CLUSTER DOWN 58W / 8090lm / 1300mA* LED CLUSTER DOWN 85W / 11280lm / 1860mA*		
NON DIM	1-10V DIM	DALI DIM	NON DIM	1-10V DIM	DALI DIM
20614 9300 ◇	**20614 9301** ◇	**20614 9305** ◇ 2 DALI ADDRESSES	**20615 9300** ◇	**20615 9301** ◇	**20615 9305** ◇ 2 DALI ADDRESSES
◇ B / W					
220-240V / 0 | 50-60Hz					
16,0 IP20			16,0 IP20 UGR <19		

REQUIREMENTS
SUSPENSION SET 25 3m (NON DIM) ▶ **328 25 43**
or SUSPENSION SET 25 3m ED (DIM1 / DIM5) ▶ **328 25 43 ED**
or CENTRAL ROD SUSPENSION SN FLAT 1m ◇ ▶ **274 97 10** B / W
or CENTRAL SUSPENSION SN FLAT 3m ◇ ▶ **328 26 23** B / W

OPTIONS
CONNECTION ST ▶ **15225 0360** B / W
SUSPENSION ST ▶ **15225 0340** B / W
CABLE BASE R ◇ ▶ **203 99 55** ANO / B / W
COVERSET R ◇ (Ø 62) ▶ **204 00 62** ANO / B / W
COVERSET R ◇ (Ø 90) ▶ **204 00 90** ANO / B / W
COVERSET R ◇ (Ø100) ▶ **204 00 100** ANO / B / W

*MULTIPLE SETTINGS ONLY FOR NON DIM VERSION
DIMMABLE VERSION = HIGHEST CURRENT



SUPERDOME

Cosiness is large and round; of that the Superdome is proof. This luminaire was initially created as an XXL version of Tweeter, one of the award winners in the collection. The Superdome is perfectly at home in double ceiling heights, or just as an atmospheric dome over the dining table or as an eye-catcher in the hall at home or the office.

The body made from polyester is available with a black or white exterior, the interior is white for optimal light diffusion. At first glance the Superdome looks very simple, but it is well thought-out. The light source is concealed behind a large diffuser, recessed into the dome obscured direct from view and preventing glare.

www.deltalight.com/superdome

SUPERDOME RECESSED

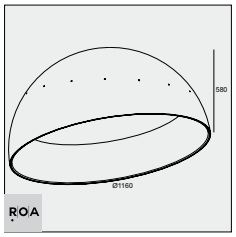

KIT x 350

CRI 90 UP GRADE

3000K / CRI>90
LED CLUSTER 105W / 3000K / 16950lm
1-10V DIM
321 96 9528 ED1 ◇
◇ B-W / W-W
120-240V / 50-60Hz
I 23,0 IP20

SUPERDOME RECESSED KIT

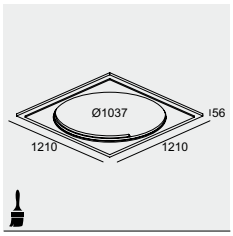

1105x1105x350 / max.12

321 96 1036

4,2

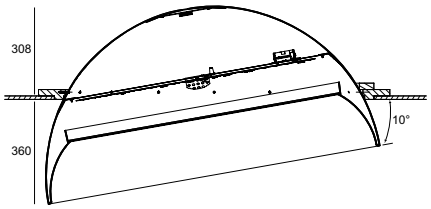

REQUIREMENTS
SUPERDOME RECESSED KIT ▸ **321 96 1036**

GOOD DESIGN award

German Design Award

reddot design award winner

XY180

XY180 is a 3-piece lighting collection designed by OMA. The collection was inspired by a fascination with point, line and surface; key architectural elements. The floor, wall and ceiling lights are meant for individual and shared workspaces, but can also be applied to domestic and public interior spaces.

The line uses precise geometric dimensions while the base elements - which include tube lights and a spotlight in either a discreet 3,9W or a powerful 7,1W - can be combined with a hinge to generate countless lighting conditions. As individual components, each part is familiar. When assembled however, they can take on unpredictable and asymmetrical positions.

The tube lights create diffuse ambient lighting, while the spotlights provide focused lighting. By exposing the light and allowing it to pivot, the fixture becomes the main feature as it shifts into multiple configurations; a product that contributes to the creation of space, not only by the light it emits, but also by its physical presence.

Design by **OMA** & Delta Light

www.deltalight.com/xy180

XY180 S82 / S122

XY180 S81 / S121 PUNK

SUPERLOOP / XY180

XY180 FLOOR

XY180 S80 MINI / S120 MINI

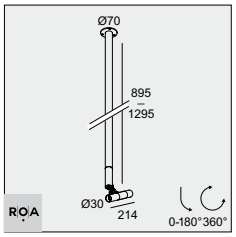

3000K / CRI>80	
LED 3.9W / 419lm / 350mA	
20°	
L 895mm / 0,9	L 1295mm / 1,1
NON DIM	
422 131 83 ◇	**422 132 83** ◇
◇ B	
220-240V / 50-60Hz	
IP20	

XY180 S81 MINI / S121 MINI

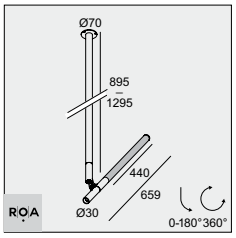

3000K					
LED CLUSTER 8,9W / 1050lm / CRI > 90 LED 3.9W / 419lm / 350mA / CRI > 80					
L 895mm / 1,2			L 1295mm / 1,4		
NON DIM	1-10V DIM	DALI DIM	NON DIM	1-10V DIM	DALI DIM
422 141 93 ◇	**422 141 93 ED1** ◇	**422 141 93 ED5** ◇	**422 142 93** ◇	**422 142 93 ED1** ◇	**422 142 93 ED5** ◇
◇ B					
220-240V / 50-60Hz					
IP20					

XY180 S81 / S121

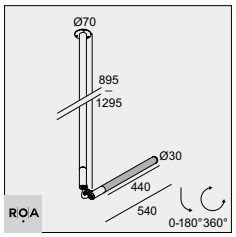

3000K / CRI>90					
LED CLUSTER 8,9W / 1050lm					
L 895mm / 0,9			L 1295mm / 1,1		
NON DIM	1-10V DIM	DALI DIM	NON DIM	1-10V DIM	DALI DIM
422 111 93 ◇	**422 111 93 ED1** ◇	**422 111 93 ED5** ◇	**422 112 93** ◇	**422 112 93 ED1** ◇	**422 112 93 ED5** ◇
◇ B					
220-240V / 50-60Hz					
IP20					

XY180 S82 / S122

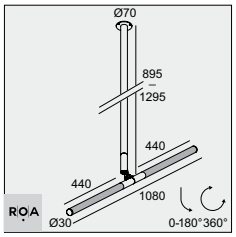

3000K / CRI>90					
2 x LED CLUSTER 8,9W / 1050lm					
L 895mm / 1,3			L 1295mm / 1,5		
NON DIM	1-10V DIM	DALI DIM	NON DIM	1-10V DIM	DALI DIM
422 121 93 ◇	**422 121 93 ED1** ◇	**422 121 93 ED5** ◇	**422 122 93** ◇	**422 122 93 ED1** ◇	**422 122 93 ED5** ◇
◇ B					
220-240V / 50-60Hz					
IP20					

XY180 CONNECTION BOX

OPTIONS
COVERSET R ◇ (Ø 90) ► **204 00 90** ANO / B / W
COVERSET R ◇ (Ø100) ► **204 00 100** ANO / B / W
XY180 CONNECTION BOX ◇ ► **422 99 01** B

BULTHAUP / PHOTOGRAPHY CAFEINE

XY180 S81 PUNK / S121 PUNK

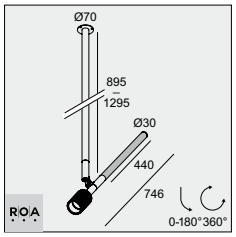

3000K / CRI>90					
LED CLUSTER 8,9W / 1050lm LED 7.1W / 812lm / 350mA					
33°					
L 895mm / 1,4			L 1295mm / 1,6		
NON DIM	1-10V DIM	DALI DIM	NON DIM	1-10V DIM	DALI DIM
422 161 811 932 ◇	**422 161 811 932 ED1** ◇	**422 161 811 932 ED5** ◇	**422 162 811 932** ◇	**422 162 811 932 ED1** ◇	**422 162 811 932 ED5** ◇
◇ B					
220-240V / 50-60Hz					

IP20

XY180 F120 WDL

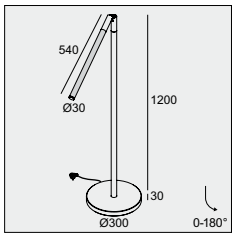

3000K / CRI>90
LED CLUSTER 8,9W / 1050lm
WIRELESS DIM
422 912 93 WDL ◇
◇ = B
220-240V / 50-60Hz

MARBLE BASE
INCL.CORD 2m + PLUG CEE 7/7
INCL.WIRELESS DIMMABLE CONTROL

5,4 IP20

REQUIREMENTS
SPY TUBE ◇ ▶ **414 01 00** B / FBR / FG / MMAT / SG / W

OPTIONS
COVERSET R ◇ (Ø 90) ▶ **204 00 90** ANO / B / W
COVERSET R ◇ (Ø100) ▶ **204 00 100** ANO / B / W
XY180 CONNECTION BOX ◇ ▶ **422 99 01** B

ACCESSORIES
HONEYCOMB / LENS / GLASS 50

PUNK

Step away from brave, alter yourself and dare to dare. This spiked design family breathes creativity and allows you to play with light and texture. To integrate the Punk experience throughout your project, the Punk design is available as a Clip version, as pendants, wall luminaires and in the XY180 range. Available in Black, Gold Coloured and Black Pure, a Black coloured finish with pure aluminum topped spikes.

PUNK CLIP

Don't be deceived: Punk Clip may look small with its diameter of only 39mm, its performance is big! The Clip system lets you install Punk as a semi-recessed light, only letting the luminaire head peeking out of the ceiling.

PUNK C

With its particular design, the pendant versions of Punk make a statement on their own, but hanging them in a cluster make them look like a real eye-catcher. Combining different Punk lengths and different finishing colours makes a unique setting out of every Punk cluster.

Design by **OMA** & Delta Light

www.deltalight.com/punk

PUNK 39 CLIP

PUNK 39 CLIP

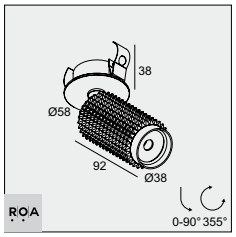

50 x 40

3000K / CRI>90	2700K / CRI>90
LED [H] 7.1W / 812lm / 350mA	LED [H] 7.1W / 779lm / 350mA
24°	
471 111 811 931 ◇	**471 111 811 921** ◇
◇ B-B	
III 0,4 IP20	

PUNK 451 C

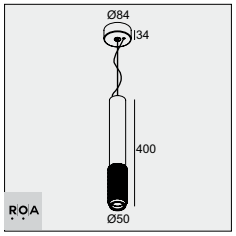

3000K / CRI>90	2700K / CRI>90
LED 6.4W / 587lm / 350mA	
MAINS DIMMING (FE)	
40°	
471 221 932 ED8 ◇	**471 221 922 ED8** ◇
◇ B / BP / GC	
220-240V / 50-60Hz	
INCL.1 x CABLE SUSP. SINGLE AUTO. 1.6m INCL.1 x CABLE 2 x 0.75mm²	
I 0,9 IP20	

PUNK 452 C

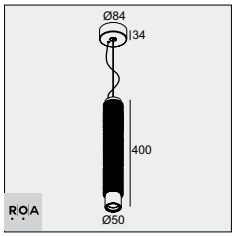

3000K / CRI>90	2700K / CRI>90
LED 6.4W / 587lm / 350mA	
MAINS DIMMING (FE)	
40°	
471 222 932 ED8 ◇	**471 222 922 ED8** ◇
◇ B / GC	
220-240V / 50-60Hz	
INCL.1 x CABLE SUSP. SINGLE AUTO. 1.6m INCL.1 x CABLE 2 x 0.75mm²	
I 1,0 IP20	

PUNK 451 C BP + MIDISPY TUBE MMAT

REQUIREMENTS
LED POWER SUPPLY (for punk 39 CLIP)
MIDISPY TUBE ► **414 03 00** ◇ B / FBR / FG / MMAT / SG / W (for punk 451 C and 452 C)

OPTIONS
MOUNTING KIT FLUSH SPY ► **414 90 01** (for punk 39 CLIP)
SUSPENSION + CONNECTION TRIMLESS O.F.A. ► **328 10 02** (for punk 451 C and 452 C)
COVERSET R ◇ (Ø 90) ► **204 00 90** ANO / B / W (for punk 451 C and 452 C)
COVERSET R ◇ (Ø100) ► **204 00 100** ANO / B / W (for punk 451 C and 452 C)

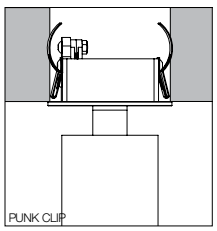
PUNK CLIP

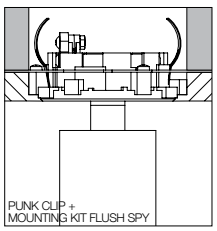
PUNK CLIP +
MOUNTING KIT FLUSH SPY

BNP ARCHITECTEN / INTERIOR DESIGN CRENEAU INTERNATIONAL

PUNK 621 C

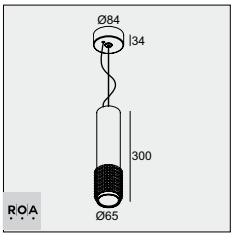

3000K / CRI>90	2700K / CRI>90	2700-1800K / CRI>90
LED 7.1W / 812lm / 350mA	LED 7.1W / 779lm / 350mA	LED 9.5W / 760lm / 650mA
MAINS DIMMING (FE)		
33°		40°
471 321 811 932 ED8 ◇	**471 321 811 922 ED8** ◇	**471 321 1902 ED8** ◇
◇ B / BP / GC		
220-240V / 50-60Hz		
INCL.1 x CABLE SUSP. SINGLE AUTO. 1.6m INCL.1 x CABLE 2 x 0.75mm²		
I 1,1 IP20		

PUNK 621 C HI

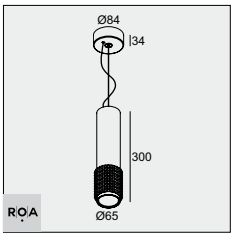

1 x QPAR51 max.35W
471 321 00 ◇
◇ B / BP / GC
GU10 / 100-240V / 50-60Hz
INCL.1 x CABLE SUSP. SINGLE AUTO. 1.6m INCL.1 x CABLE 2 x 0.75mm²
I 0,5 IP20 0,5

PUNK 622 C

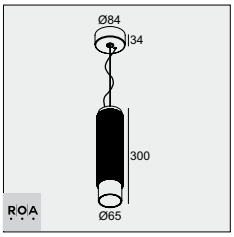

3000K / CRI>90	2700K / CRI>90	2700-1800K / CRI>90
LED 7.1W / 812lm / 350mA	LED 7.1W / 779lm / 350mA	LED 9.5W / 760lm / 650mA
MAINS DIMMING (FE)		
33°		40°
471 322 811 932 ED8 ◇	**471 322 811 922 ED8** ◇	**471 322 1902 ED8** ◇
◇ B / GC		
220-240V / 50-60Hz		
INCL.1 x CABLE SUSP. SINGLE AUTO. 1.6m INCL.1 x CABLE 2 x 0.75mm²		
I 1,1 IP20		

PUNK 622 C HI

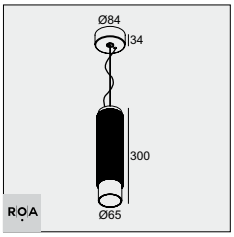

1 x QPAR51 max.35W
471 322 00 ◇
◇ B / GC
GU10 / 100-240V / 50-60Hz
INCL.1 x CABLE SUSP. SINGLE AUTO. 1.6m INCL.1 x CABLE 2 x 0.75mm²
I 1,0 IP20 0,5

REQUIREMENTS
SPY TUBE ◇ ▸ **414 01 00** ◇ B / FBR / FG / MMAT / SG / W

OPTIONS
SUSPENSION + CONNECTION TRIMLESS O.F.A. ▸ **328 10 02**
COVERSET R ◇ (Ø 90) ▸ **204 00 90** ANO / B / W
COVERSET R ◇ (Ø100) ▸ **204 00 100** ANO / B / W
LED SOLUTION - PAG TEC 10 (max.20W) (for punk 621 C Hi and 622 C Hi)

ACCESSORIES (NOT FOR SOFT DIM)
HONEYCOMB / LENS / GLASS 50

HEDRA VIZIR

Vizir and Hedra add refinement, finesse and colour to the range. They are characterized by an atypical hinge, a design element that not only catches the eye, but also serves as storage for technical parts inside the luminaire.

Next to black and white, the Vizir and Hedra are available in Gold Coloured and Black Bronze finishes, either polished or in faceted texture. The faceted design of the Hedra captures and reflects the ambient light with an ever-changing look a result. It is also the typical design element of the Hedra family, a series of pendant, spotlight and wall mounted luminaires, available as full LED solution or for retrofit bulbs.

www.deltalight.com/vizir-hedra

VIZIR CLIP

HEDRA ON

HEDRA C

			VIZIR		HEDRA				
			LED 570 - 1517 lm		LED 812 lm	LED 570 - 1517 lm		E27	GU10
			SINGLE	DOUBLE		SINGLE	DOUBLE		
	CLIP		✓			✓			
	ON		✓	✓		✓	✓		
			✓	✓		✓	✓		
									✓
	C				✓	✓		✓	✓
	SUPERLOOP		✓			✓			
	FINTO				✓	✓			
	W								✓
						✓			
PRO	MAGNETIC		✓			✓			

VIZIR

HEDRA

VIZIR CLIP

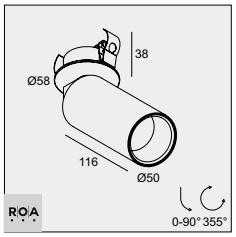

50 x 40

3000K / CRI>90	3000K / CRI>90	2700K / CRI>90	2700K / CRI>90
LED [E] 3.9W / 385lm / 350mA LED [E] 5.7W / 519lm / 500mA	LED [H] 7.1W / 812lm / 350mA LED [H] 10.4W / 1128lm / 500mA	LED [E] 3.9W / 385lm / 350mA LED [E] 5.7W / 519lm / 500mA	LED [H] 7.1W / 779lm / 350mA LED [H] 10.4W / 1083lm / 500mA
8°	33°	8°	33°
22528 9310 ◇	**473 111 811 932** ◇	**22528 9210** ◇	**473 111 811 922** ◇
◇ BBR-B / GC-B / W-W			

0,4 IP20

VIZIR L CLIP

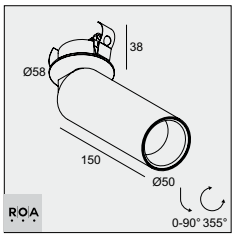

50 x 40

3000K / CRI>90	2700K / CRI>90
LED [H] 10.4W / 1128lm / 500mA LED [H] 15W / 1517lm / 700mA	LED [H] 10.4W / 1083lm / 500mA LED [H] 15W / 1456lm / 700mA
33°	
473 112 811 932 ◇	**473 112 811 922** ◇
◇ BBR-B / GC-B / W-W	

0,4 IP20

HEDRA CLIP

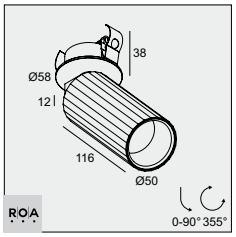

50 x 40

3000K / CRI>90	3000K / CRI>90	2700K / CRI>90	2700K / CRI>90
LED [E] 3.9W / 385lm / 350mA LED [E] 5.7W / 519lm / 500mA	LED [H] 7.1W / 812lm / 350mA LED [H] 10.4W / 1128lm / 500mA	LED [E] 3.9W / 385lm / 350mA LED [E] 5.7W / 519lm / 500mA	LED [H] 7.1W / 779lm / 350mA LED [H] 10.4W / 1083lm / 500mA
8°	33°	8°	33°
22519 9310 ◇	**473 211 811 932** ◇	**22519 9210** ◇	**473 211 811 922** ◇
◇ B-B / BBR-B / GC-B / W-W			

0,3 IP20

HEDRA L CLIP

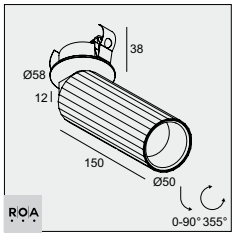

50 x 40

3000K / CRI>90	2700K / CRI>90
LED [H] 10.4W / 1128lm / 500mA LED [H] 15W / 1517lm / 700mA	LED [H] 10.4W / 1083lm / 500mA LED [H] 15W / 1456lm / 700mA
33°	
473 212 811 932 ◇	**473 212 811 922** ◇
◇ B-B / BBR-B / GC-B / W-W	

0,4 IP20

REQUIREMENTS
VIZIR TUBE ◇ ▸ **473 01 00** B / FBR / FG / W
LED POWER SUPPLY

OPTIONS
MOUNTING KIT FLUSH SPY ▸ **414 90 01**

ACCESSORIES
VIZIR HONEYCOMB / LENS

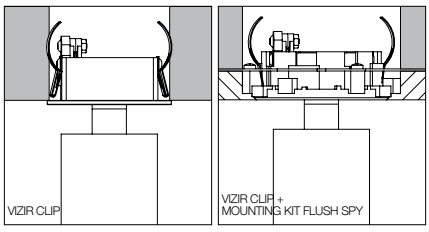

VIZIR ON

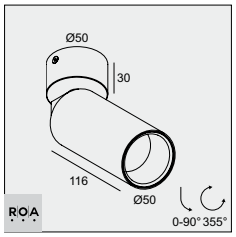

CRI 90 UP GRADE		CRI 90 UP GRADE	
3000K / CRI>90	3000K / CRI>90	2700K / CRI>90	2700K / CRI>90
LED [E] 3.9W / 385lm / 350mA LED [E] 5.7W / 519lm / 500mA	LED [H] 7.1W / 812lm / 350mA LED [H] 10.4W / 1128lm / 500mA	LED [E] 3.9W / 385lm / 350mA LED [E] 5.7W / 519lm / 500mA	LED [H] 7.1W / 779lm / 350mA LED [H] 10.4W / 1083lm / 500mA
8°	33°	8°	33°
22532 9310 ◇	**473 131 811 932** ◇	**22532 9210** ◇	**473 131 811 922** ◇
◇ BBR-B / GC-B / W-W			

0,4 IP20

VIZIR L ON

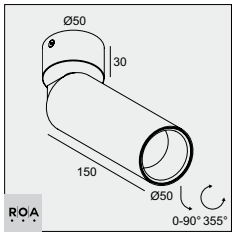

3000K / CRI>90	2700K / CRI>90
LED [H] 10.4W / 1128lm / 500mA LED [H] 15W / 1517lm / 700mA	LED [H] 10.4W / 1083lm / 500mA LED [H] 15W / 1456lm / 700mA
33°	
473 132 811 932 ◇	**473 132 811 922** ◇
◇ BBR-B / GC-B / W-W	

0,4 IP20

HEDRA ON

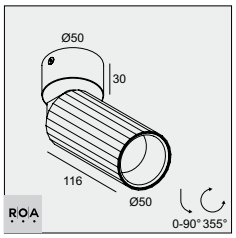

CRI 90 UP GRADE		CRI 90 UP GRADE	
3000K / CRI>90	3000K / CRI>90	2700K / CRI>90	2700K / CRI>90
LED [E] 3.9W / 385lm / 350mA LED [E] 5.7W / 519lm / 500mA	LED [H] 7.1W / 812lm / 350mA LED [H] 10.4W / 1128lm / 500mA	LED [E] 3.9W / 385lm / 350mA LED [E] 5.7W / 519lm / 500mA	LED [H] 7.1W / 779lm / 350mA LED [H] 10.4W / 1083lm / 500mA
8°	33°	8°	33°
22525 9310 ◇	**473 231 811 932** ◇	**22525 9210** ◇	**473 231 811 922** ◇
◇ B-B / BBR-B / GC-B / W-W			

0,3 IP20

HEDRA L ON

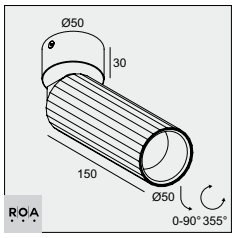

3000K / CRI>90	2700K / CRI>90
LED [H] 10.4W / 1128lm / 500mA LED [H] 15W / 1517lm / 700mA	LED [H] 10.4W / 1083lm / 500mA LED [H] 15W / 1456lm / 700mA
33°	
473 232 811 932 ◇	**473 232 811 922** ◇
◇ B-B / BBR-B / GC-B / W-W	

0,4 IP20

REQUIREMENTS
VIZIR TUBE ◇ ▸ **473 01 00** B / FBR / FG / W
LED POWER SUPPLY

OPTIONS
COVERSET R ◇ (Ø 62) ▸ **204 00 62** ANO / B / W
COVERSET R ◇ (Ø 90) ▸ **204 00 90** ANO / B / W
COVERSET R ◇ (Ø100) ▸ **204 00 100** ANO / B / W

ACCESSORIES
VIZIR HONEYCOMB / LENS

VIZIR ON 2

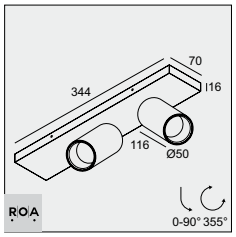

3000K / CRI>90	2700K / CRI>90
2 x LED 7.1W / 812lm / 350mA	2 x LED 7.1W / 779lm / 350mA
1-10V DIM	
33°	
473 131 812 932 ED1 ◇	**473 131 812 922 ED1** ◇
◇ BBR-B / GC-B / W-W	
220-240V / 50-60Hz	
I 0,9 IP20	

HEDRA ON 2

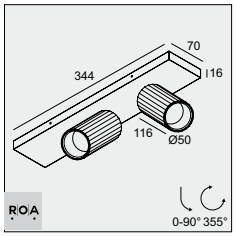

3000K / CRI>90	2700K / CRI>90
2 x LED 7.1W / 812lm / 350mA	2 x LED 7.1W / 779lm / 350mA
1-10V DIM	
33°	
473 231 812 932 ED1 ◇	**473 231 812 922 ED1** ◇
◇ B-B / BBR-B / GC-B / W-W	
220-240V / 50-60Hz	
I 0,9 IP20	

HEDRA 62 ON HI

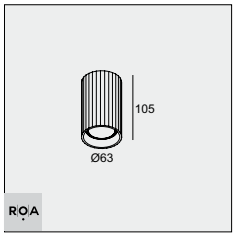

QPAR51 max.10W
472 331 00 ◇
◇ B / BBR / GC / W
GU10 / 100-240V / 50-60Hz
0,2 IP20 0,5

REQUIREMENTS
VIZIR TUBE ◇ ▸ **473 01 00** B / FBR / FG / W

ACCESSORIES
VIZIR HONEYCOMB / LENS

OPTIONS
LED SOLUTION - PAG TEC 10

HEDRA 39 C

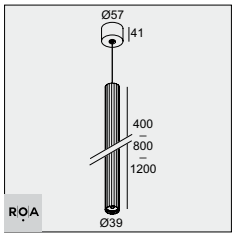

3000K / CRI>90			2700K / CRI>90		
LED 7.1W / 812lm / 350mA			LED 7.1W / 779lm / 350mA		
400mm / 0,7	800mm / 1,2	1200mm / 1,6	400mm / 0,7	800mm / 1,2	1200mm / 1,6
24°					
472 121 811 931 ◇	**472 122 811 931** ◇	**472 123 811 931** ◇	**472 121 811 921** ◇	**472 122 811 921** ◇	**472 123 811 921** ◇
◇ B / BBR / GC / W					
220-240V / 50-60Hz					
INCL.1 x CABLE 2 x 0.75mm² / 1.6m					
IP20					

HEDRA 45 C

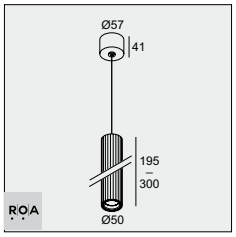

3000K / CRI>90		2700K / CRI>90	
LED 6.4W / 587lm / 350mA		LED 6.4W / 587lm / 350mA	
195mm / 0,6	300mm / 0,8	195mm / 0,6	300mm / 0,8
MAINS DIMMING (FE)			
40°			
472 221 932 ED8 ◇	**472 222 932 ED8** ◇	**472 221 922 ED8** ◇	**472 222 922 ED8** ◇
◇ B / BBR / GC / W			
220-240V / 50-60Hz			
INCL.1 x CABLE 2 x 0.75mm² / 1.6m			
IP20			

HEDRA 45 C E27

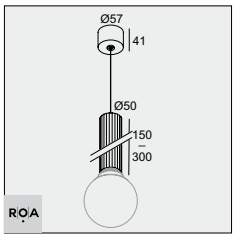

1 x A60 max.20W	
150mm / 0,5	300mm / 0,7
472 221 01 ◇	**472 222 01** ◇
◇ B / BBR / GC / WW	
E27Ls / 100-240V / 50-60Hz	
INCL.1 x CABLE 2 x 0.75mm² / 1.6m	
IP20	

REQUIREMENTS
MIDISPY TUBE ◇ ▸ **414 03 00** B / FBR / FG / MMAT / SG / W

OPTIONS
CONNECTION ST ▸ **15225 0360** B / W
CONNECTION TRIMLESS ▸ **328 10 03**
LED SOLUTION - PAG TEC 10 (for hedra 45 C E27)

reddot design award
winner

NEEDLE

The slender shape of the Needle family brings a touch of elegance into any project. Slim tubes, just carelessly hanging down from the ceiling or cleverly peeking around to throw a highlight wherever needed. Combine multiple fixtures to create playful clusters or use it as a single luminaire in all its simplicity.

Design by **NITEO LIGHTING** & Delta Light

www.deltalight.com/needle

NEEDLE 2

NEEDLE 2 OK

NEEDLE 1 TRC

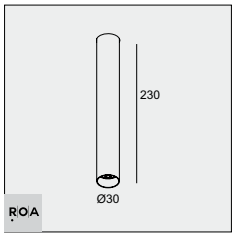

3000K / CRI>90		2700K / CRI>90	
LED [E] 3.9W / 385lm / 350mA LED [E] 5.7W / 519lm / 500mA LED [E] 8.2W / 677lm / 700mA		LED [E] 3.9W / 385lm / 350mA LED [E] 5.7W / 519lm / 500mA LED [E] 8.2W / 677lm / 700mA	
13°	33°	13°	33°
25014 9310 ◇	**25014 9320** ◇	**25014 9210** ◇	**25014 9220** ◇
◇ BBR / FG			
0,2 IP20			

NEEDLE 1 OK TRC

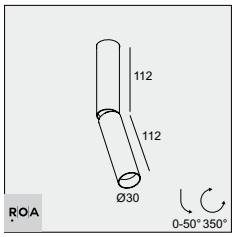

3000K / CRI>90		2700K / CRI>90	
LED [E] 3.9W / 385lm / 350mA LED [E] 5.7W / 519lm / 500mA		LED [E] 3.9W / 385lm / 350mA LED [E] 5.7W / 519lm / 500mA	
13°	33°	13°	33°
25015 9310 ◇	**25015 9320** ◇	**25015 9210** ◇	**25015 9220** ◇
◇ BBR / FG			
0,2 IP20			

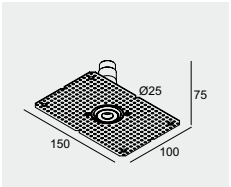

CONNECTION TRIMLESS O.F.A.

62 x 80 9 or 12
102 x 80 (CONCRETE)

328 10 03

4A / 250V

0,2

REQUIREMENTS
LED POWER SUPPLY
CONNECTION TRIMLESS O.F.A.

INTERIOR ARCHITECT ALEXANDER HUGELIER / PHOTOGRAPHY VALERIE CLARYSSE / WWW.BUROHC.BE

NEEDLE 1

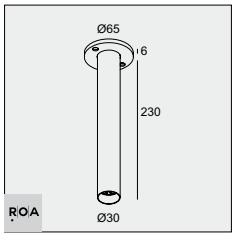

3000K / CRI>90		2700K / CRI>90	
LED [E] 3.9W / 385lm / 350mA LED [E] 5.7W / 519lm / 500mA LED [E] 8.2W / 677lm / 700mA		LED [E] 3.9W / 385lm / 350mA LED [E] 5.7W / 519lm / 500mA LED [E] 8.2W / 677lm / 700mA	
13°	33°	13°	33°
25010 9310 ◇	**25010 9320** ◇	**25010 9210** ◇	**25010 9220** ◇
◇ BBR / FG			
0,3 IP20			

NEEDLE 2

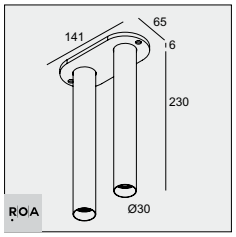

3000K / CRI>90		2700K / CRI>90	
2 x LED [E] 3.9W / 385lm / 350mA 2 x LED [E] 5.7W / 519lm / 500mA 2 x LED [E] 8.2W / 677lm / 700mA		2 x LED [E] 3.9W / 385lm / 350mA 2 x LED [E] 5.7W / 519lm / 500mA 2 x LED [E] 8.2W / 677lm / 700mA	
13°	33°	13°	33°
25012 9310 ◇	**25012 9320** ◇	**25012 9210** ◇	**25012 9220** ◇
◇ BBR / FG			
0,6 IP20			

NEEDLE 1 OK

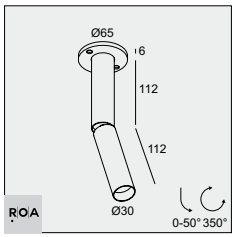

3000K / CRI>90		2700K / CRI>90	
LED [E] 3.9W / 385lm / 350mA LED [E] 5.7W / 519lm / 500mA		LED [E] 3.9W / 385lm / 350mA LED [E] 5.7W / 519lm / 500mA	
13°	33°	13°	33°
25011 9310 ◇	**25011 9320** ◇	**25011 9210** ◇	**25011 9220** ◇
◇ BBR / FG			
0,3 IP20			

NEEDLE 2 OK

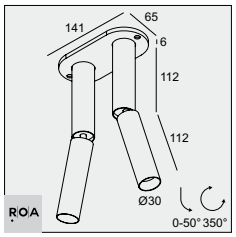

3000K / CRI>90		2700K / CRI>90	
2 x LED [E] 3.9W / 385lm / 350mA 2 x LED [E] 5.7W / 519lm / 500mA		2 x LED [E] 3.9W / 385lm / 350mA 2 x LED [E] 5.7W / 519lm / 500mA /	
13°	33°	13°	33°
25013 9310 ◇	**25013 9320** ◇	**25013 9210** ◇	**25013 9220** ◇
◇ BBR / FG			
0,6 IP20			

REQUIREMENTS
LED POWER SUPPLY

reddot design award
winner

LINK

Link S is synonymous for ultimate flexibility in architectural lighting. Play and adjust the round shapes to your preferences to create a custom lighting composition. Link starts at one connecting point, unfolding a web of creative solutions thanks to its single, double or triple modules.

www.deltalight.com/link

LINK S 1

LINK S 2

LINK S 1

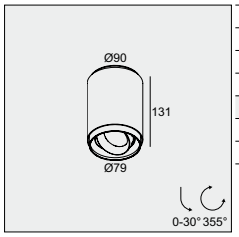

3000K / CRI>90	2700K / CRI>90
7.1W / 812lm / 350mA	7.1W / 779lm / 350mA
33°	
MAINS DIMMING (FE)	
13816 9328 ◇	**13816 9228** ◇
◇ B / FG / W	
220-240V / 50-60Hz	
◇ I 0,7 IP20	

LINK S 2

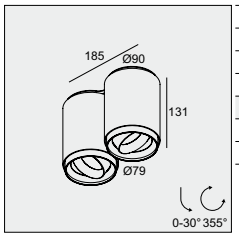

3000K / CRI>90	2700K / CRI>90
2 x 7.1W / 812lm / 350mA	2 x 7.1W / 779lm / 350mA
33°	
MAINS DIMMING (FE)	
13817 9328 ◇	**13817 9228** ◇
◇ B / FG / W	
220-240V / 50-60Hz	
◇ I 1,4 IP20	

LINK S 3

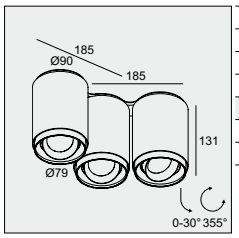

3000K / CRI>90	2700K / CRI>90
3 x 7.1W / 812lm / 350mA	3 x 7.1W / 779lm / 350mA
33°	
MAINS DIMMING (FE)	
13818 9328 ◇	**13818 9228** ◇
◇ B / FG / W	
220-240V / 50-60Hz	
◇ I 2,1 IP20	

ENDLESS POSSIBILITIES

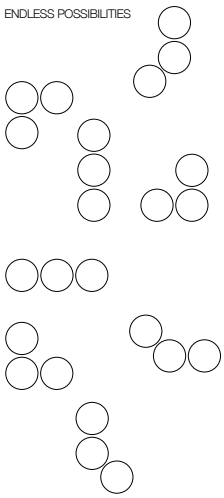

BOXY

What once began as a cubic luminaire is now an elaborate family of surface mounted luminaires, both cubic and cylindrical shaped.
Though different in shape they are still uniform in look, as both shapes have a deeper recessed LED module with a conical, coloured insert in front. While the deeper recessed LED module reduces the glare, the choice in colour creates possibilities for playful and attractive lighting solutions.
Alongside the different shapes, this family offers indoor and outdoor luminaires, a perfect solution when recessing is not an option. Furthermore, the WDL versions of Boxy are standalone luminaires for an easy wireless CTRL Delta lighting set-up.

www.deltalight.com/boxy

BOXY R

BOXY XL R

BOXY XL S

BOXY XL R C

				BOXY		BOXY XL
				LED 812 - 1128 lm	GU10	LED 2309 - 3169 lm
INTERIOR		FIX		✓	✓	✓
				✓	✓	✓
				✓		
		ADJUSTABLE		✓		
						✓
EXTERIOR		FIX		✓		
				✓		
				✓		

BOXY R

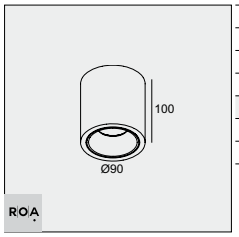

3000K / CRI>90		2700K / CRI>90	
10.4W / 1128lm / 500mA		10.4W / 1083lm / 500mA	
33°			
NON DIM	MAINS DIMMING (FE)	NON DIM	MAINS DIMMING (FE)
251 70 811 932 ◇	**251 70 811 932 ED8** ◇	**251 70 811 922** ◇	**251 70 811 922 ED8** ◇
◇ B-B / B-MMAT / W-B / W-W (+ B-FBR / B-FG FOR ED8)			
110-240V / 50-60Hz	220-240V / 50-60Hz	110-240V / 50-60Hz	220-240V / 50-60Hz

0,6 IP40 / IP53 (ED8)

BOXY R WDL

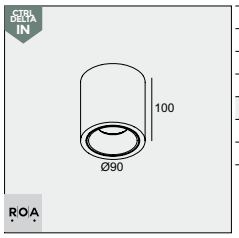

3000K / CRI>90	2700K / CRI>90
10.4W / 1128lm / 48V-DC	10.4W / 1083lm / 48V-DC
33°	
WIRELESS DIM	
251 70 811 932 WDL ◇	**251 70 811 922 WDL** ◇
◇ B-B / B-FBR / B-FG / B-MMAT / W-B / W-W	
INCL.WIRELESS DIMMABLE CONVERTER 48V-DC TO 500mA	

III 0,6 IP20

BOXY R OK

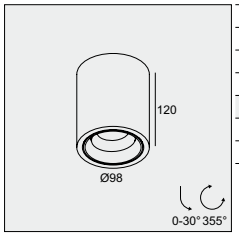

3000K / CRI>90	2700K / CRI>90
10.4W / 1128lm / 500mA	10.4W / 1083lm / 500mA
33°	
MAINS DIMMING (FE)	
251 77 811 932 ED8 ◇	**251 77 811 922 ED8** ◇
◇ B-B / B-MMAT / W-B / W-W	
220-240V / 50-60Hz	

I 0,9 IP20

BOXY R HI

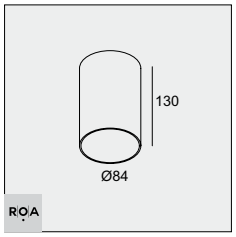

1 x QPAR51 max.35W

279 72 20 ◇

◇ W

GU10 / 100-240V / 50-60Hz

I 0,5 IP20 0,5

REQUIREMENTS
LED POWER SUPPLY

OPTIONS
LED SOLUTION - PAG TEC 10 (for Hi)

ACCESSORIES
BOXY HONEYCOMB / LENS / GLASS (for boxy R and boxy R WDL)
HONEYCOMB / LENS / GLASS SBL 78 (for boxy XL R versions)

BOXY XL R

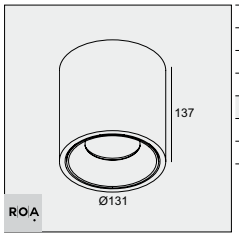

3000K / CRI>90		2700K / CRI>90	
16.3W / 2309lm / 500mA		16.3W / 2209lm / 500mA	
MAINS DIMMING (FE)			
20°	37°	20°	37°
251 71 21 931 ◇	**251 71 21 933** ◇	**251 71 21 921** ◇	**251 71 21 923** ◇
◇ B-B / W-B / W-W			
220-240V / 50-60Hz			

□ 1,5 IP20

BOXY XL R DIM1

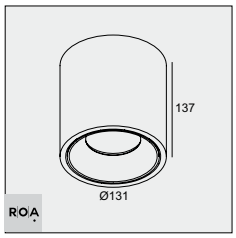

3000K / CRI>90		2700K / CRI>90	
23.2W / 3169lm / 700mA		23.2W / 3031lm / 700mA	
1-10V DIM			
20°	37°	20°	37°
251 71 21 931 ED1 ◇	**251 71 21 933 ED1** ◇	**251 71 21 921 ED1** ◇	**251 71 21 923 ED1** ◇
◇ B-B / W-B / W-W			
120-240V / 50-60Hz			

□ 1,5 IP20

BOXY XL R DIM5

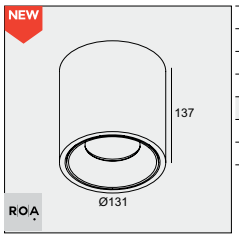

3000K / CRI>90		2700K / CRI>90	
16.3W / 2309lm / 500mA		16.3W / 2209lm / 500mA	
DALI DIM			
20°	37°	20°	37°
10722 9315 ◇	**10722 9335** ◇	**10722 9215** ◇	**10722 9235** ◇
◇ B-B / W-B / W-W			
220-240V / 50-60Hz			

□ 1,5 IP20

BOXY XL R C

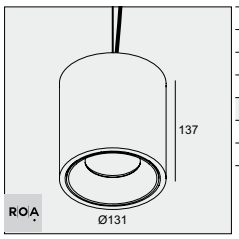

3000K / CRI>90		2700K / CRI>90	
16.3W / 2309lm / 500mA		16.3W / 2209lm / 500mA	
MAINS DIMMING (FE)			
20°	37°	20°	37°
251 73 21 931 ◇	**251 73 21 933** ◇	**251 73 21 921** ◇	**251 73 21 923** ◇
◇ B-B / W-B / W-W			
220-240V / 50-60Hz			

INCL.1 x CABLE 2 x 0,75mm²
INCL.1 x CABLE SUSP. SINGLE AUTO 1,6m
◇ 1,5 IP20

BOXY L

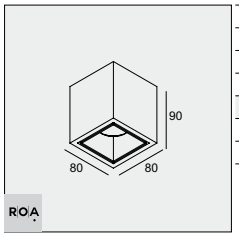

3000K / CRI>90	2700K / CRI>90
7.1W / 812lm / 350mA	7.1W / 779lm / 350mA
33°	
MAINS DIMMING (FE)	
10726 9328 ◇	**10726 9228** ◇
◇ B-B / B-FBR / B-FG / B-MMAT / W-W	
220-240V / 50-60Hz	
□ 0,6 IP20	

BOXY L SOFT

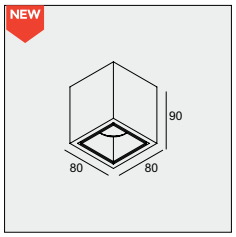

SOFT DIM

2700-1800K / CRI>90
LED 9.5W / 760lm / 650mA
40°
MAINS DIMMING (FE)
10728 9028 ◇
◇ B-B / B-FBR / B-FG / B-MMAT / W-W
220-240V / 50-60Hz
□ 0,6 IP20

BOXY L WDL

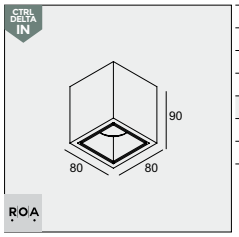

3000K / CRI>90	2700K / CRI>90
7.1W / 812lm / 350mA	7.1W / 779lm / 350mA
33°	
WIRELESS DIM	
251 67 811 932 WDL ◇	**251 67 811 922 WDL** ◇
◇ B-B / B-FBR / B-FG / B-MMAT / W-W	
INCL.WIRELESS DIMMABLE CONVERTER 48V-DC TO 350mA	
◇ 0,6 IP20	

BOXY 2L

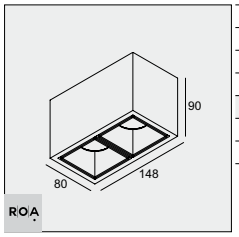

3000K / CRI>90	2700K / CRI>90
2 x 7.1W / 812lm / 350mA	2 x 7.1W / 779lm / 350mA
33°	
MAINS DIMMING (FE)	
10727 9328 ◇	**10727 9228** ◇
◇ B-B / B-FBR / B-FG / B-MMAT / W-W	
220-240V / 50-60Hz	
□ 1,1 IP20	

REQUIREMENTS
LED POWER SUPPLY

ACCESSORIES
BOXY HONEYCOMB / LENS / GLASS
HONEYCOMB / LENS / GLASS 78 (for XL versions)

B-B

B-FBR

B-FG

BOXY XL S

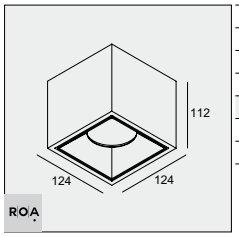

3000K / CRI>90		2700K / CRI>90	
16.3W / 2309lm / 500mA		16.3W / 2209lm / 500mA	
MAINS DIMMING (FE)			
20°	37°	20°	37°
251 72 21 931 ◇	**251 72 21 933** ◇	**251 72 21 921** ◇	**251 72 21 923** ◇
◇ B-B / W-B / W-W			
220-240V / 50-60Hz			
□ 1,6 IP20			

BOXY XL S DIM1

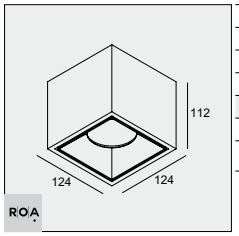

3000K / CRI>90		2700K / CRI>90	
23.2W / 3169lm / 700mA		23.2W / 3031lm / 700mA	
1-10V DIM			
20°	37°	20°	37°
251 72 21 931 ED1 ◇	**251 72 21 933 ED1** ◇	**251 72 21 921 ED1** ◇	**251 72 21 923 ED1** ◇
◇ B-B / W-B / W-W			
120-240V / 50-60Hz			
□ 1,6 IP20			

BOXY XL S DIM5

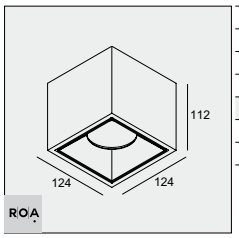

3000K / CRI>90		2700K / CRI>90	
16.3W / 2309lm / 500mA		16.3W / 2209lm / 500mA	
DALI DIM			
20°	37°	20°	37°
10723 9315 ◇	**10723 9335** ◇	**10723 9215** ◇	**10723 9235** ◇
◇ B-B / W-B / W-W			
220-240V / 50-60Hz			
□ 1,6 IP20			

BNP ARCHITECTEN / INTERIOR DESIGN CRENEAU INTERNATIONAL

BOXY

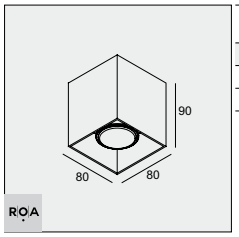

QPAR51 max.50W

251 67 20 ◇

◇ B / W (max.35W)

GU10 / 100-240V / 50-60Hz

I 0,3 IP20 0,5

BOXY +

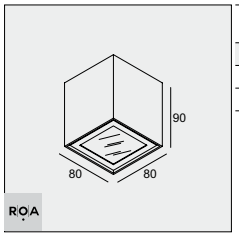

QPAR51 max.35W

251 67 44 ◇

◇ A / G / W

GU10 / 100-240V / 50-60Hz

I 0,4 IP44 0,5

OPTIONS
COVERSET S ◇ (90) ▸ **204 90 90** ANO / B / W

DOT.COM

First introduced in 2004 as a single LED luminaire, upscaled in 2008 as a multiple LED luminaire with 4 or 6 LED dots, implemented in the profile section in 2010 as a module with 4 or 6 LEDs, the history of Dot.Com within the Delta Light range goes way back. With LEDs being utterly functional and performant nowadays, Dot.Com is up to its second revival, coming as a complete family of luminaires with multiple LED dots to create the most discreet, yet highly functional light settings.

DOT.COM S

The Small version only needs 25mm of width, a nearly invisible appearance yet with visible impact.

DOT.COM M

The Medium range includes an adjustable version with trim and a trimless solution.
Installation in stretched ceilings thanks to special developped kits: CSC (Cold Stretched Ceiling) and WSC (Warm Stretched Ceiling). The adjustable Dot.Com M – with tilting possibility up to 30° - is ideal for instance to emphasize an artwork on the wall. The specifi c design of the trimless luminaire grants the opportunity to install it either completely into the ceiling or semi-recessed, to evoque more expression into the room.

DOT.COM L

With an output up to 12W per luminaire, the Large range is the most powerful within the Dot.Com series. The Large version is the only version within the Dot.Com range that also offers surface mounted alternatives. Similar as for recessed installation, Dot.Com L brings a 2 LED and a 4 LED version within a compact design. With its low glare - thanks to the combination of individual reflectors per LED - Dot.Com L is perfectly applicable for office use.

www.deltalight.com/dot-com

DOT.COM S6 ST

DOT.COM M4 TRIMLESS

DOT.COM M4 ST OK

DOT.COM L4

				S	M	L	WALLWASH
				LED 303 - 606 lm	LED 628 lm	LED 420 - 1184 lm	LED 1000 - 3000 lm
	TRIMLESS	FIX			✓		
	TRIM	FIX		✓		✓	✓
		ADJUSTABLE			✓		
	ON					✓	✓
PRO	MAGNETIC				✓	✓	✓

DOT.COM S3 ST

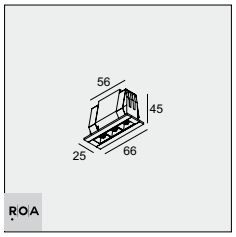

58 x 20 x 50 / min.8

3000K / CRI>90		2700K / CRI>90	
LED CLUSTER 3W / 303lm / 350mA		LED CLUSTER 3W / 294lm / 350mA	
34°	59°	34°	59°
424 211 03 932 ◇	**424 211 03 933** ◇	**424 211 03 922** ◇	**424 211 03 923** ◇
◇ B-B / W-B			

0,1 IP20 UGR <16

DOT.COM S6 ST

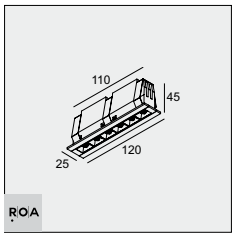

112 x 20 x 50 / min.8

3000K / CRI>90		2700K / CRI>90	
LED CLUSTER 6W / 606lm / 350mA		LED CLUSTER 6W / 588lm / 350mA	
34°	59°	34°	59°
424 211 06 932 ◇	**424 211 06 933** ◇	**424 211 06 922** ◇	**424 211 06 923** ◇
◇ B-B / W-B			

0,3 IP20 UGR <16

DOT.COM M4 TRIMLESS

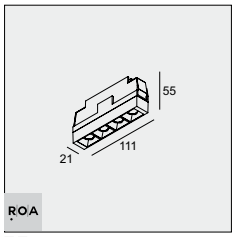

KIT x 60

3000K / CRI>90			2700K / CRI>90		
LED CLUSTER 5,6W / 628lm / 500mA			LED CLUSTER 5,6W / 612lm / 500mA		
14°	33°	49°	14°	33°	49°
424 512 04 931 ◇	**424 512 04 932** ◇	**424 512 04 933** ◇	**424 512 04 921** ◇	**424 512 04 922** ◇	**424 512 04 923** ◇
◇ B / C / MMAT					

0,2 IP20 UGR <16

DOT.COM M4 ST OK

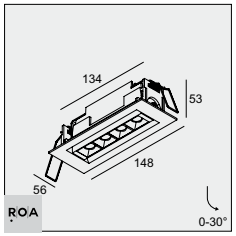

136 x 40 x 58 / max.25

3000K / CRI>90			2700K / CRI>90		
LED CLUSTER 5,6W / 628lm / 500mA			LED CLUSTER 5,6W / 612lm / 500mA		
14°	33°	49°	14°	33°	49°
424 222 04 931 ◇	**424 222 04 932** ◇	**424 222 04 933** ◇	**424 222 04 921** ◇	**424 222 04 922** ◇	**424 222 04 923** ◇
◇ B-B / B-C / B-MMAT / W-B / W-C / W-MMAT					

0,2 IP20 UGR <16

DOT.COM M4 TRIMLESS +
MOUNTING KIT DOT.COM M4 TRIMLESS

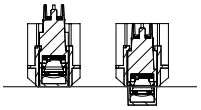

REQUIREMENTS
LED POWER SUPPLY
MOUNTING KIT DOT.COM M4 TRIMLESS ▸ **424 512 04 00** (for M4 trimless)
NEW NEW or MOUNTING KIT DOT.COM M4 TRIMLESS C.S.C. ▸ **15212 0110** (for M4 trimless)
or MOUNTING KIT DOT.COM M4 TRIMLESS W.S.C. ▸ **15212 0180** (for M4 trimless)

DOT.COM L2 ST

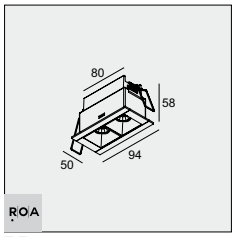

84 x 40 x 62 / max.30

3000K / CRI>90			2700K / CRI>90		
LED CLUSTER 6,2W / 592lm / 1050mA			LED CLUSTER 6,2W / 576lm / 1050mA		
16°	32°	46°	16°	32°	46°
424 213 02 931 ◇	**424 213 02 932** ◇	**424 213 02 933** ◇	**424 213 02 921** ◇	**424 213 02 922** ◇	**424 213 02 923** ◇
◇ B-B / B-C / B-MMAT / W-B / W-C / W-MMAT					

III 0,3 IP20 UGR <16

DOT.COM L4 ST

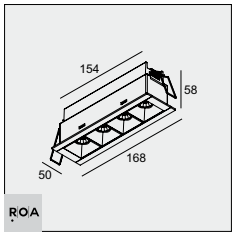

158 x 40 x 62 / max.30

3000K / CRI>90			2700K / CRI>90		
LED CLUSTER 12,4W / 1184lm / 1050mA			LED CLUSTER 12,4W / 1152lm / 1050mA		
16°	32°	46°	16°	32°	46°
424 213 04 931 ◇	**424 213 04 932** ◇	**424 213 04 933** ◇	**424 213 04 921** ◇	**424 213 04 922** ◇	**424 213 04 923** ◇
◇ B-B / B-C / B-MMAT / W-B / W-C / W-MMAT					

III 0,4 IP20 UGR <16

DOT.COM L2 ON

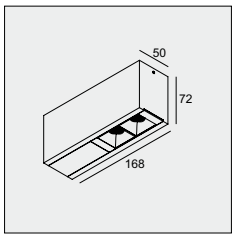

3000K / CRI>90			2700K / CRI>90		
LED CLUSTER 4W / 420lm / 700mA			LED CLUSTER 4W / 408lm / 700mA		
MAINS DIMMING (FE)					
16°	32°	46°	16°	32°	46°
424 113 02 931 ED8 ◇	**424 113 02 932 ED8** ◇	**424 113 02 933 ED8** ◇	**424 113 02 921 ED8** ◇	**424 113 02 922 ED8** ◇	**424 113 02 923 ED8** ◇
◇ B-B / W-B					
220-240V / 50-60Hz					

I 0,7 IP20 UGR <16

DOT.COM L4 ON

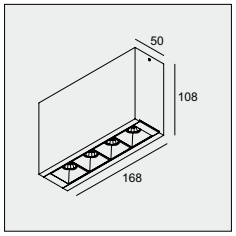

3000K / CRI>90			2700K / CRI>90		
LED CLUSTER 12,4W / 1184lm / 1050mA			LED CLUSTER 12,4W / 1152lm / 1050mA		
MAINS DIMMING (FE)					
16°	32°	46°	16°	32°	46°
424 113 04 931 ED8 ◇	**424 113 04 932 ED8** ◇	**424 113 04 933 ED8** ◇	**424 113 04 921 ED8** ◇	**424 113 04 922 ED8** ◇	**424 113 04 923 ED8** ◇
◇ B-B / W-B					
220-240V / 50-60Hz					

I 1,0 IP20 UGR <16

REQUIREMENTS
LED POWER SUPPLY

DOT.COM WALLWASH

DOT.COM WALLWASH

Dot.Com is not only limited to spotlight beam angles, it also has linear wallwashers in its range for a soft, even light effect on vertical surfaces. These come as single luminaires both recessed as surface mounted, as modules to fit in the magnetic profiles and as a bespoke trimless profile solution, perfect to adapt the light to your specific desires.

www.deltalight.com/dot-com

DOT.COM WW ON

DOT.COM WW ST

DOT.COM L WALLWASH 02 ST HO

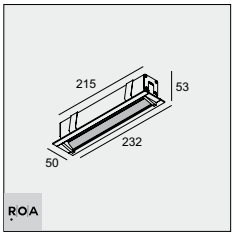

220 x 40 x 50 / min.10

3000K / CRI>90	2700K / CRI>90
LED CLUSTER 10W / 1000lm / 350mA	
WALLWASH	
424 242 02 93 ◇	**424 242 02 92** ◇
◇ W-B	
III 0,5 IP20 IP43	

DOT.COM L WALLWASH 06 ST HO

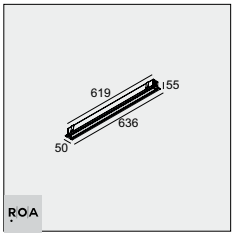

624 x 40 x 50 / min.10

3000K / CRI>90	2700K / CRI>90
LED CLUSTER 12,6W / 1500lm / 350mA	
WALLWASH	
11522 9300 ◇	**11522 9200** ◇
◇ W-B	
III 1,4 IP20 IP43	

DOT.COM L WALLWASH 08 ST HO

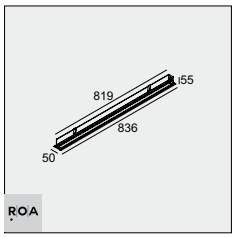

824 x 40 x 50 / min.10

3000K / CRI>90	2700K / CRI>90
LED CLUSTER 18,4W / 2200lm / 500mA	
WALLWASH	
11523 9300 ◇	**11523 9200** ◇
◇ W-B	
III 1,8 IP20 IP43	

DOT.COM L WALLWASH 12 ST HO

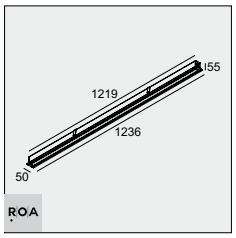

1224 x 40 x 50 / min.10

3000K / CRI>90	2700K / CRI>90
LED CLUSTER 25,2W / 3000lm / 700mA	
WALLWASH	
11524 9300 ◇	**11524 9200** ◇
◇ W-B	
III 2,5 IP20 IP43	

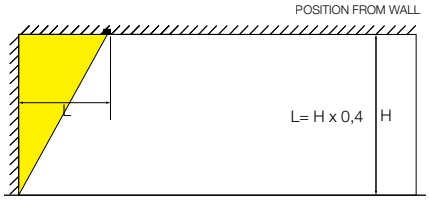

example: H=3000 mm ⟶ L= 3000 mm x 0,4 = 1200 mm

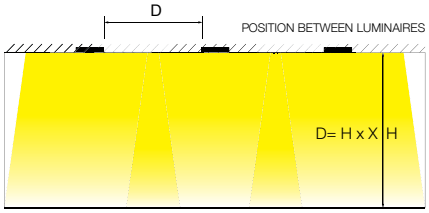

example: H=3000 mm ⟶ D= 3000 mm x 0,5 = 1500 mm

	X
DOT.COM L WALLWASH 02	0,5
DOT.COM L WALLWASH 06	0,25
DOT.COM L WALLWASH 08	0,33
DOT.COM L WALLWASH 12	0,5

REQUIREMENTS
LED POWER SUPPLY

DOT.COM ON WALLWASH 06 HO

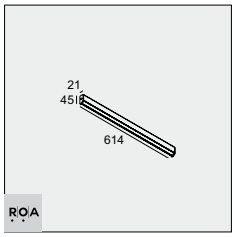

3000K / CRI>90	2700K / CRI>90
LED CLUSTER 12,6W / 1500lm / 350mA	
WALLWASH	
16313 9300 ◇	**16313 9200** ◇
◇ B / W	

0,8 IP20

DOT.COM ON WALLWASH 08 HO

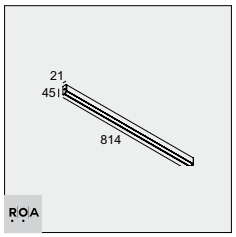

3000K / CRI>90	2700K / CRI>90
LED CLUSTER 18,4W / 2200lm / 500mA	
WALLWASH	
16314 9300 ◇	**16314 9200** ◇
◇ B / W	

1,1 IP20

DOT.COM ON WALLWASH 12 HO

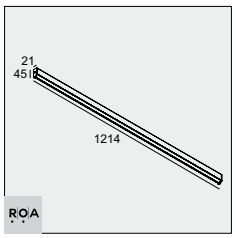

3000K / CRI>90	2700K / CRI>90
LED CLUSTER 25,2W / 3000lm / 700mA	
WALLWASH	
16315 9300 ◇	**16315 9200** ◇
◇ B / W	

1,5 IP20

DOT.COM ON WALLWASH + SUSPENSION

POSITION FROM WALL

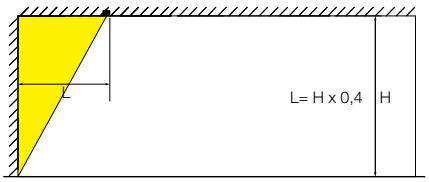

example: H=3000 mm ⟶ L= 3000 mm x 0,4 = 1200 mm

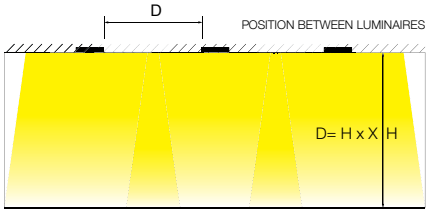

example: H=3000 mm ⟶ D= 3000 mm x 0,5 = 1500 mm

	X
DOT.COM L WALLWASH 02	0,5
DOT.COM L WALLWASH 06	0,25
DOT.COM L WALLWASH 08	0,33
DOT.COM L WALLWASH 12	0,5

REQUIREMENTS
LED POWER SUPPLY

OPTIONS
FTL35-SUSPENSION SINGLE 1.6m ▸ **391 09 01**
CURRENT SUPPLY 2 x 0,75mm² / 1,6m ▸ **391 97 51**

HALOSCAN

Haloscan is a family of accent lights that come semi-recessed, surface mounted or as modules on the magnetic profiles. Designed around its flat optics, Haloscan combines ultra-minimalistic looks with a pleasurable light effect. The light is softly spread by the plane lens, creating up to 4 different beam angles, from spot to floodlight and even linear light.
To smoothly turn and tilt, Haloscan uses the Ex-Centric Rotation System, an asymmetrical hinge that combines rotating and tilting abilities in one swift move.

www.deltalight.com/haloscan

HALOSCAN CLIP

HALOSCAN ON 1

HALOSCAN ON 2

HALOSCAN MAGNETIC

			NEW LED		NEW SOFT	
			MP	HP	MP	HP
			1089 lm	1522 lm	623 lm	1327 lm
	SMALL TRIM		✓	✓	✓	✓
	CLIP		✓	✓	✓	✓
	ON		✓		✓	
			✓		✓	
PRO	MAGNETIC		✓	✓	✓	✓

HALOSCAN HP

HALOSCAN MP

HALOSCAN ST MP

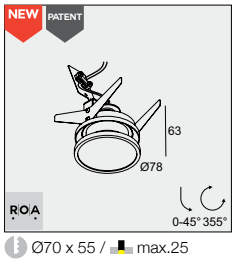

Ø70 x 55 / max.25

3000K / CRI>90			2700K / CRI>90		
LED [U] 8.6W / 1089lm / 500mA			LED [U] 8.6W / 1041lm / 500mA		
14°	21°	35°	14°	21°	35°
23111 9310 ◇	**23111 9320** ◇	**23111 9330** ◇	**23111 9210** ◇	**23111 9220** ◇	**23111 9230** ◇
◇ B / W					
0,3 IP20					

HALOSCAN ST MP SOFT

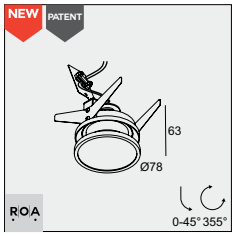

Ø70 x 55 / max.25

3000-1800K / CRI>90		
LED [W] 6W / 623lm / 350mA		
14°	21°	35°
23112 9010 ◇	**23112 9020** ◇	**23112 9030** ◇
◇ B / W		
0,3 IP20		

HALOSCAN ST HP

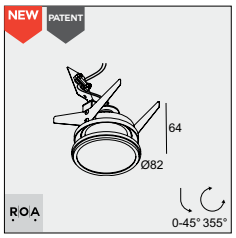

Ø70 x 55 / max.25

3000K / CRI>90			2700K / CRI>90		
LED [R] 11.7W / 1522lm / 350mA			LED [R] 11.7W / 1481lm / 350mA		
14°	21°	35°	14°	21°	35°
23114 9310 ◇	**23114 9320** ◇	**23114 9330** ◇	**23114 9210** ◇	**23114 9220** ◇	**23114 9230** ◇
◇ B / W					
0,3 IP20					

HALOSCAN ST HP SOFT

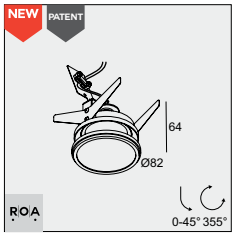

Ø70 x 55 / max.25

3000-1800K / CRI>90		
LED [X] 11.8W / 1327lm / 350mA		
14°	21°	35°
23115 9010 ◇	**23115 9020** ◇	**23115 9030** ◇
◇ B / W		
0,3 IP20		

REQUIREMENTS
LED POWER SUPPLY

ACCESSORIES
HALOSCAN HONEYCOMB / LENS
HALOSCAN KAP MP (only for haloscan CLIP MP versions)

HALOSCAN ST MP W

HALOSCAN ST HP W
+ HALOSCAN HONEYCOMB

HALOSCAN CLIP MP B

HALOSCAN CLIP MP B + KAP MP

HALOSCAN CLIP MP

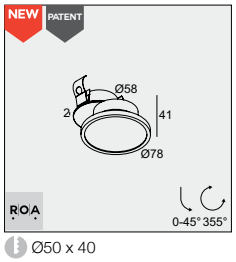

Ø50 x 40

3000K / CRI>90			2700K / CRI>90		
LED [U] 8.6W / 1089lm / 500mA			LED [U] 8.6W / 1041lm / 500mA		
14°	21°	35°	14°	21°	35°
23117 9310 ◇	**23117 9320** ◇	**23117 9330** ◇	**23117 9210** ◇	**23117 9220** ◇	**23117 9230** ◇
◇ B / W					
0,3 IP20					

HALOSCAN CLIP MP SOFT

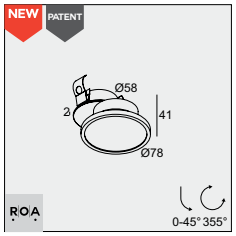

Ø50 x 40

3000-1800K / CRI>90		
LED [W] 6W / 623lm / 350mA		
14°	21°	35°
23118 9010 ◇	**23118 9020** ◇	**23118 9030** ◇
◇ B / W		
0,3 IP20		

HALOSCAN CLIP HP

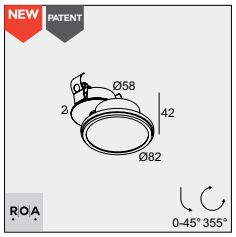

Ø50 x 40

3000K / CRI>90			2700K / CRI>90		
LED [R] 11.7W / 1522lm / 350mA			LED [R] 11.7W / 1481lm / 350mA		
14°	21°	35°	14°	21°	35°
23120 9310 ◇	**23120 9320** ◇	**23120 9330** ◇	**23120 9210** ◇	**23120 9220** ◇	**23120 9230** ◇
◇ B / W					
0,3 IP20					

HALOSCAN CLIP HP SOFT

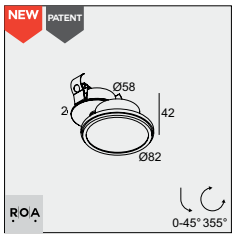

Ø50 x 40

3000-1800K / CRI>90		
LED [X] 11.8W / 1327lm / 350mA		
14°	21°	35°
23121 9010 ◇	**23121 9020** ◇	**23121 9030** ◇
◇ B / W		
0,3 IP20		



HALOSCAN ON 1 MP

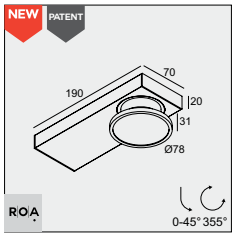

3000K / CRI>90			2700K / CRI>90		
LED 8.6W / 1089lm / 500mA			LED 8.6W / 1041lm / 500mA		
MAINS DIMMING (FE)					
14°	21°	35°	14°	21°	35°
23147 9318 ◇	**23147 9328** ◇	**23147 9338** ◇	**23147 9218** ◇	**23147 9228** ◇	**23147 9238** ◇
◇ B-B / B-GC / W-W					
220-240V 50-60Hz					
I 0,5 IP20					

HALOSCAN ON 1 MP SOFT

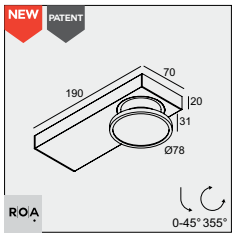

SOFT DIM

3000-1800K / CRI>90		
LED 6W / 623lm / 350mA		
MAINS DIMMING (FE)		
14°	21°	35°
23148 9018 ◇	**23148 9028** ◇	**23148 9038** ◇
◇ B-B / B-GC / W-W		
220-240V 50-60Hz		
I 0,5 IP20		

HALOSCAN ON 2 MP

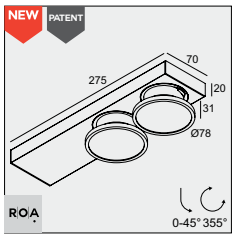

3000K / CRI>90			2700K / CRI>90		
2x LED 8.6W / 1089lm / 500mA			2x LED 8.6W / 1041lm / 500mA		
MAINS DIMMING (FE)					
14°	21°	35°	14°	21°	35°
23149 9318 ◇	**23149 9328** ◇	**23149 9338** ◇	**23149 9218** ◇	**23149 9228** ◇	**23149 9238** ◇
◇ B-B / B-GC / W-W					
220-240V 50-60Hz					
I 0,7 IP20					

HALOSCAN ON 2 MP SOFT

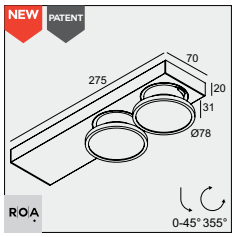

SOFT DIM

3000-1800K / CRI>90		
2x LED 6W / 623lm / 350mA		
MAINS DIMMING (FE)		
14°	21°	35°
23150 9018 ◇	**23150 9028** ◇	**23150 9038** ◇
◇ B-B / B-GC / W-W		
220-240V 50-60Hz		
I 0,7 IP20		

HALOSCAN MP B

HALOSCAN MP B + KAP MP

HALOSCAN ON 2 + HONEYCOMB

ACCESSORIES
HALOSCAN HONEYCOMB / LENS
HALOSCAN KAP MP

reddot design award winner

interior innovation award Winner

AWARD DESIGN PLUS light+building

GOOD DESIGN award

TWEETER M

PATENTED EX-CENTRIC ROTATION SYSTEM®

Constant evolution in LED has allowed for Tweeter M to be designed: minimal in dimensions, but using the same Ex-centric Rotation System® for utmost flexibility. Finishing can be done in either full white or a remarkable Black-Chrome combination.

Installation of trimless versions in stretched ceilings thanks to special developped kits: CSC (Cold Stretched Ceiling) and WSC (Warm Stretched Ceiling).

www.deltalight.com/tweeter



TWEETER M TRIMLESS

TWEETER M ST

TWEETER M ON 1

TWEETER M TRIMLESS

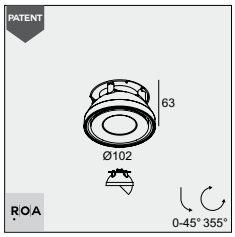

ØKIT x 80

3000K / CRI>90		2700K / CRI>90		2700-1800K / CRI>90
LED [H] 7.1W / 812lm / 350mA LED [H] 10.4W / 1128lm / 500mA		LED [H] 7.1W / 779lm / 350mA LED [H] 10.4W / 1083lm / 500mA		LED [S] 9.5W / 760lm / 650mA
33°	50°	33°	50°	40°
418 11 811 932 ◇	**418 11 811 933** ◇	**418 11 811 922** ◇	**418 11 811 923** ◇	**418 13 1902** ◇
◇ B-C / W-W				

0,7 IP20 IP23

TWEETER M ST

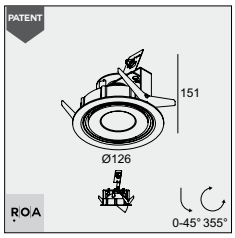

114 x 80 / max.25

3000K / CRI>90		2700K / CRI>90		2700-1800K / CRI>90
LED [H] 7.1W / 812lm / 350mA LED [H] 10.4W / 1128lm / 500mA		LED [H] 7.1W / 779lm / 350mA LED [H] 10.4W / 1083lm / 500mA		LED [S] 9.5W / 760lm / 650mA
33°	50°	33°	50°	40°
418 21 811 932 ◇	**418 21 811 933** ◇	**418 21 811 922** ◇	**418 21 811 923** ◇	**418 23 1902** ◇
◇ B-C / W-W				

0,7 IP20 IP23

REQUIREMENTS
MOUNTING KIT R102 TRIMLESS O.F.A. ▸ **15212 2010** (for tweeter M trimless)
NEW NEW or MOUNTING KIT R 102 TRIMLESS C.S.C. ▸ **15212 0090**
NEW NEW or MOUNTING KIT R 102 TRIMLESS W.S.C. ▸ **15212 0170**
LED POWER SUPPLY

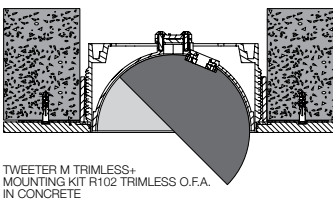

TWEETER M TRIMLESS+
MOUNTING KIT R102 TRIMLESS O.F.A.
IN CONCRETE

VERSLUYS / INTERIOR DESIGN DESIGNOOSTENDE.BE

TWEETER M ON 1

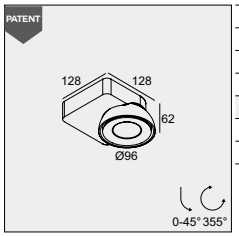

3000K / CRI>90		2700K / CRI>90	
10.4W / 1128lm / 500mA		10.4W / 1083lm / 500mA	
MAINS DIMMING (FE)			
33°	50°	33°	50°
418 51 811 932 ED8 ◇	**418 51 811 933 ED8** ◇	**418 51 811 922 ED8** ◇	**418 51 811 923 ED8** ◇
◇ B-C / W-W			
220-240V / 50-60Hz			

0,8 IP20

TWEETER M ON 2

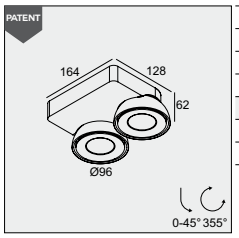

3000K / CRI>90		2700K / CRI>90	
2 x 10.4W / 1128lm / 500mA		2 x 10.4W / 1083lm / 500mA	
MAINS DIMMING (FE)			
33°	50°	33°	50°
418 51 812 932 ED8 ◇	**418 51 812 933 ED8** ◇	**418 51 812 922 ED8** ◇	**418 51 812 923 ED8** ◇
◇ B-C / W-W			
220-240V / 50-60Hz			

1,3 IP20

TWEETER M ON 1 WDL

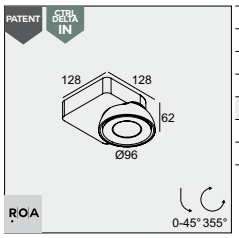

3000K / CRI>90		2700K / CRI>90	
10.4W / 1128lm / 48V-DC		10.4W / 1083lm / 48V-DC	
WIRELESS DIM			
33°	50°	33°	50°
418 51 811 932 WDL ◇	**418 51 811 933 WDL** ◇	**418 51 811 922 WDL** ◇	**418 51 811 923 WDL** ◇
◇ B-C / W-W			
INCL.WIRELESS DIMMABLE CONVERTER 48V-DC TO 500mA			

0,8 IP20

TWEETER M ON 2 WDL

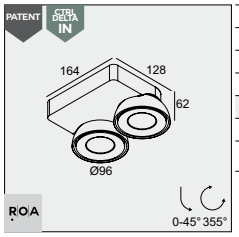

3000K / CRI>90		2700K / CRI>90	
2 x 10.4W / 1128lm / 48V-DC		2 x 10.4W / 1083lm / 48V-DC	
WIRELESS DIM			
33°	50°	33°	50°
418 51 812 932 WDL ◇	**418 51 812 933 WDL** ◇	**418 51 812 922 WDL** ◇	**418 51 812 923 WDL** ◇
◇ B-C / W-W			
INCL.WIRELESS DIMMABLE CONVERTER 48V-DC TO 500mA			

1,3 IP20

REQUIREMENTS
LED POWER SUPPLY

reddot design award winner

interior innovation award Winner

AWARD DESIGN PLUS light+building

GOOD DESIGN award

TWEETER

Tweeter has been one of the most remarkable families in the Delta Light collection for many years. Available as ceiling recessed and ceiling surface mounted, Tweeter introduces new levels in flexibility, both in movement as in lighting application. Tweeter is based on Delta Light's Ex-centric Rotation System®, characterized by an asymmetrical hinge joint, combining extreme rotation and tilting abilities, all in one swift whirling motion.

The recessed Tweeter versions enable a maximum fuse of light and architecture. The spotlight heads are identical to the surface mounted installation and handling is simple and convenient. The double shell design prevents ceiling exposure, while the flexible inner shell tailors for any lighting need. Ultimate refinement is reached with a subtle aureole of light circling around the central led, offering improved lighting aesthetics. The application of the Ex-centric Rotation System® not only upgrades movement of the fixture, but more importantly also provides advanced lighting abilities. The rotation mechanism was designed so that the light beam is not cut off, resulting in maximum efficiency.

Installation in stretched ceilings thanks to special developed kits:
CSC (Cold Stretched Ceiling) and WSC (Warm Stretched Ceiling).

The Tweeter On strikes a perfect balance between lighting quality and energy efficiency, adding value to the design statement of its environment. This striking yet elegant fitting suits every interior environment, pleasing the user with its supreme suppleness and intriguing appearance. Tweeter excels thanks to its ingenious design, refined to the last detail.

www.deltalight.com/tweeter

TWEETER TRIMLESS

TWEETER ON

TWEETER TRIMLESS

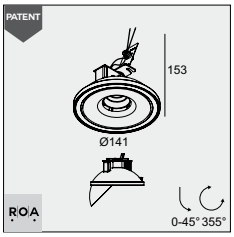

ØKIT x 100

3000K / CRI>90		2700K / CRI>90	
LED [H] 7.1W / 812lm / 350mA LED [H] 10.4W / 1128lm / 500mA		LED [H] 7.1W / 779lm / 350mA LED [H] 10.4W / 1083lm / 500mA	
33°	50°	33°	50°
206 21 811 932 ◇	**206 21 811 933** ◇	**206 21 811 922** ◇	**206 21 811 923** ◇
◇ B-W / W-W			

0,7 IP20 IP23

TWEETER ST D

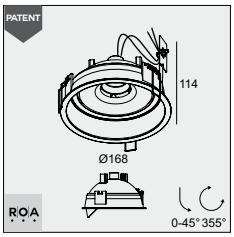

160 x 115 / max.25

3000K / CRI>90		2700K / CRI>90	
LED [H] 7.1W / 812lm / 350mA LED [H] 10.4W / 1128lm / 500mA		LED [H] 7.1W / 779lm / 350mA LED [H] 10.4W / 1083lm / 500mA	
33°	50°	33°	50°
206 11 811 932 ◇	**206 11 811 933** ◇	**206 11 811 922** ◇	**206 11 811 923** ◇
◇ W-W			

0,9 IP20

TWEETER ON 1

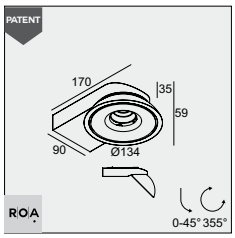

3000K / CRI>90		2700K / CRI>90	
10.4W / 1128lm / 500mA		10.4W / 1083lm / 500mA	
MAINS DIMMING (FE)			
33°	50°	33°	50°
206 31 811 932 ED8 ◇	**206 31 811 933 ED8** ◇	**206 31 811 922 ED8** ◇	**206 31 811 923 ED8** ◇
◇ W			
220-240V / 50-60Hz			

0,7 IP20

TWEETER ON 2

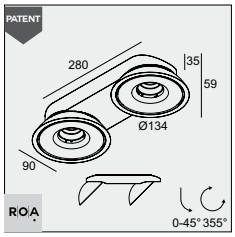

3000K / CRI>90		2700K / CRI>90	
2 x 10.4W / 1128lm / 500mA		2 x 10.4W / 1083lm / 500mA	
MAINS DIMMING (FE)			
33°	50°	33°	50°
206 31 812 932 ED8 ◇	**206 31 812 933 ED8** ◇	**206 31 812 922 ED8** ◇	**206 31 812 923 ED8** ◇
◇ W			
110-240V / 50-60Hz			

1,1 IP20

REQUIREMENTS
MOUNTING KIT TWEETER TRIMLESS ▸ **202 15 61 971** (for tweeter trimless)
NEW or MOUNTING KIT TWEETER TRIMLESS C.S.C. ▸ **15212 0100**
LED POWER SUPPLY

OPTIONS
PLASTERKIT 118 ▸ **202 56 99 01** (for tweeter ST D)

ACCESSORIES
TWEETER CLIP + HONEYCOMB / LENS / GLASS 40

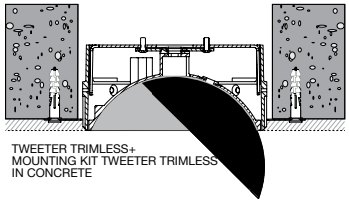

ODRON

HAVE ANOTHER LOOK

Don't be fooled: Odron may look peculiar at first sight, nevertheless its specific design is intended to create a compact yet powerful lighting solution.
A second look puts everything in perspective: the flat design of the disc in combination with the shallow base results in a highly functional luminaire within a limited height of 45mm.

As from now, any additional look on it makes you appreciate Odron more and more: its possibility to serve both as a straightforward downlight or as an omnidirectional spotlight, the shiny details of the cover in contrast with the structured lacquer of the body or the touch of colour it adds thanks to the additional golden cover, it is clear that Odron enriches the space in more than one way.

The elegant Odron is available as a clip version and as a single or double spot to be mounted onto the ceiling or as module for our Magnetic profile range.

www.deltalight.com/odron

ODRON CLIP

ODRON MAGNETIC

ODRON CLIP

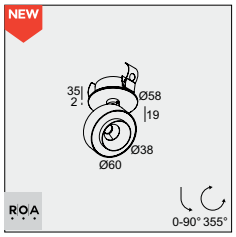

50 x 40

3000K / CRI>90	2700K / CRI>90
LED [Q] 6.1W / 775lm / 350mA LED [Q] 9W / 1076lm / 500mA	LED [Q] 6.1W / 768lm / 350mA LED [Q] 9W / 1067lm / 500mA
28 & 41° (INCL. 2 REFLECTORS)	
26213 9300 ◇	**26213 9200** ◇
◇ B-B / W-W	
III 0,2 IP20	

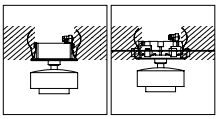

ODRON CLIP — **ODRON** CLIP + MOUNTING KIT FLUSH SPY

ODRON ON 1

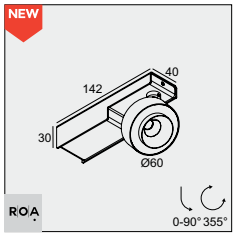

3000K / CRI>90	2700K / CRI>90
LED 6.1W / 775lm / 350mA	LED 6.1W / 768lm / 350mA
MAINS DIMMING (FE)	
28 & 41° (INCL. 2 REFLECTORS)	
26214 9308 ◇	**26214 9208** ◇
◇ B / W	
220-240V / 50-60Hz	
0,4 IP20	

ODRON ON 2

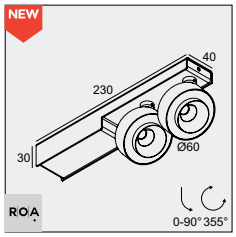

3000K / CRI>90	2700K / CRI>90
2 x LED 6.1W / 775lm / 350mA	2 x LED 6.1W / 768lm / 350mA
MAINS DIMMING (FE)	
28 & 41° (INCL. 4 REFLECTORS)	
26215 9308 ◇	**26215 9208** ◇
◇ B / W	
220-240V / 50-60Hz	
0,7 IP20	

REQUIREMENTS
LED POWER SUPPLY

OPTIONS
MOUNTING KIT FLUSH SPY ▸ **414 90 01**

ACCESSORIES
ODRON COVER ◇ ▸ **26210 0020** GC

ODRON W

ODRON W +
ODRON COVER GC

BOWIE

KEEP YOUR EYE ON THE BALL

Add some body to the room with Bowie, it impresses through its spherical shape. Twist and turn, tilt and aim, Bowie will always look the same, whatever its direction and no matter the angle you look at it. Bowie in pure white or black easily fits in any interior and adds a touch of richness to the room. Within its range, Bowie comes as a semi-recessed Clip version, as a single or double spotlight to be surface mounted or as module to fit into our Magnetic profile offer.

www.deltalight.com/bowie

BOWIE ON 1

BOWIE ON 2

BOWIE MAGNETIC

BOWIE CLIP

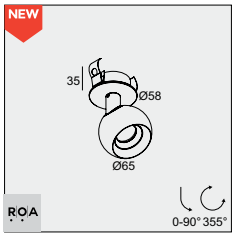

50 x 40

3000K / CRI>90		2700K / CRI>90	
LED [Q] 6.1W / 775lm / 350mA LED [Q] 9W / 1076lm / 500mA		LED [Q] 6.1W / 768lm / 350mA LED [Q] 9W / 1067lm / 500mA	
25°	37°	25°	37°
26713 9320 ◇	**26713 9330** ◇	**26713 9220** ◇	**26713 9230** ◇
◇ B-B / W-W			

0,3 IP20

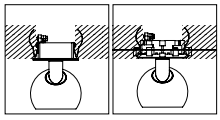

BOWIE CLIP | **BOWIE** CLIP + MOUNTING KIT FLUSH SPY

BOWIE ON 1

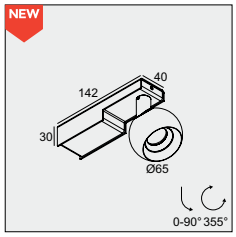

3000K / CRI>90		2700K / CRI>90	
LED 6.1W / 775lm / 350mA		LED 6.1W / 768lm / 350mA	
MAINS DIMMING (FE)			
25°	37°	25°	37°
26714 9328 ◇	**26714 9338** ◇	**26714 9228** ◇	**26714 9238** ◇
◇ B / W			
220-240V / 50-60Hz			

0,5 IP20

BOWIE ON 2

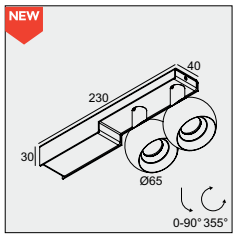

3000K / CRI>90		2700K / CRI>90	
2 x LED 6.1W / 775lm / 350mA		2 x LED 6.1W / 768lm / 350mA	
MAINS DIMMING (FE)			
25°	37°	25°	37°
26715 9328 ◇	**26715 9338** ◇	**26715 9228** ◇	**26715 9238** ◇
◇ B / W			
220-240V / 50-60Hz			

0,9 IP20

REQUIREMENTS
LED POWER SUPPLY

OPTIONS
MOUNTING KIT FLUSH SPY ▶ **414 90 01**

reddot design award
winner

PION

THE QUEEN, NOT THE PAWN

The shape of Pion resembles a lot the one of a pawn in a game of chess, but that is also the only resemblance. Opposite to a pawn, Pion is able to move around freely thanks to its unique Ex-centric Rotation System (ERS). Starting as a fix downlight, Pion can easily be turned into a periscope overlooking the room, simply by rotating its head. The Ex-centric Rotation System then enables Pion to tilt its head, allowing it to spy around over 355° and tilt up to 90°, so aiming possibilities are unlimited.
Its elegant design in combination with the frisky colour combinations transform Pion immediately into the queen of the room, overlooking the scenery. Like any jewel, the colourful tubes serve as an accessory to top off its feminine shape in style.

www.deltalight.com/pion

PION ON 2

PION ON 3

PION MAGNETIC

PION

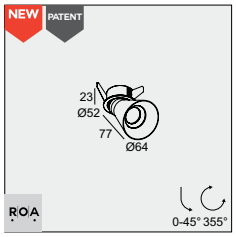

46 x 40 / min.5

3000K / CRI>90		2700K / CRI>90	
LED [Q] 6.1W / 775lm / 350mA LED [Q] 9W / 1076lm / 500mA		LED [Q] 6.1W / 768lm / 350mA LED [Q] 9W / 1067lm / 500mA	
25°	37°	25°	37°
26611 9320 ◇	**26611 9330** ◇	**26611 9220** ◇	**26611 9230** ◇
◇ B-B / GC-B / W-W			
III 0,2 IP20			

PION ON 1

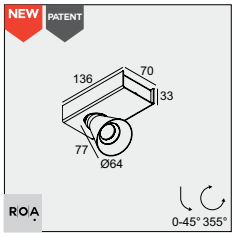

3000K / CRI>90		2700K / CRI>90	
LED 6.1W / 775lm / 350mA		LED 6.1W / 768lm / 350mA	
MAINS DIMMING (FE)			
25°	37°	25°	37°
26612 9328 ◇	**26612 9338** ◇	**26612 9228** ◇	**26612 9238** ◇
◇ B-B / GC-B / W-W			
220-240V / 50-60Hz			
I 0,7 IP20			

PION ON 2

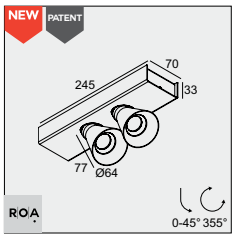

3000K / CRI>90		2700K / CRI>90	
2 x LED 6.1W / 775lm / 350mA		2 x LED 6.1W / 768lm / 350mA	
MAINS DIMMING (FE)			
25°	37°	25°	37°
26613 9328 ◇	**26613 9338** ◇	**26613 9228** ◇	**26613 9238** ◇
◇ B-B / GC-B / W-W			
220-240V / 50-60Hz			
I 1,2 IP20			

PION ON 3

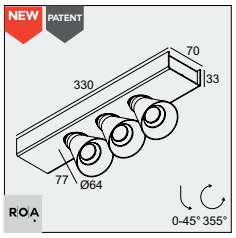

3000K / CRI>90		2700K / CRI>90	
3 x LED 6.1W / 775lm / 350mA		3 x LED 6.1W / 768lm / 350mA	
MAINS DIMMING (FE)			
25°	37°	25°	37°
26614 9328 ◇	**26614 9338** ◇	**26614 9228** ◇	**26614 9238** ◇
◇ B-B / GC-B / W-W			
220-240V / 50-60Hz			
I 1,5 IP20			

PION B

PION B + PION TUBE MMAT

PION W

PION W + PION TUBE B

REQUIREMENTS
LED POWER SUPPLY

ACCESSORIES
PION TUBE ◇ ▸ **26610 0010** B / MMAT



UHO

At first sight Uho appears to be simple. In close-up, the workmanship is being revealed in the little details. The refined ratio of the body compared to its diameter, the small joints that create a sophisticated look, the softly curved hinge that perfectly matches the contours of its body. With Uho, elegance is in the details.
Uho is available as accent light on our small profiles Splitline 14 and Shiftline 19 and as a spotlight it comes as a single or double Clip version and as a triple unit for surface mounting.

www.deltalight.com/uho

UHO CLIP

UHO L CLIP 2

UHO CLIP

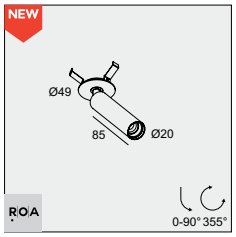

41 x 40

3000K / CRI>90	2700K / CRI>90
LED [A] 3W / 301lm / 1050mA	LED [A] 3W / 264lm / 1050mA
30°	
27211 9320 ◇	**27211 9220** ◇
◇ B-B / FBR-B / FG-B / GC-B / W-W	
0,1 IP20	

UHO 2 CLIP

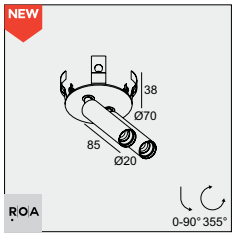

62 x 40

3000K / CRI>90	2700K / CRI>90
2x LED [A] 3W / 301lm / 1050mA	2x LED [A] 3W / 264lm / 1050mA
30°	
27215 9320 ◇	**27215 9220** ◇
◇ B-B / FBR-B / FG-B / GC-B / W-W	
0,2 IP20	

UHO L CLIP

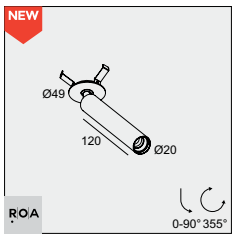

41 x 40

3000K / CRI>90	2700K / CRI>90
LED [A] 3W / 301lm / 1050mA	LED [A] 3W / 264lm / 1050mA
30°	
27212 9320 ◇	**27212 9220** ◇
◇ B-B / FBR-B / FG-B / GC-B / W-W	
0,2 IP20	

UHO L CLIP 2

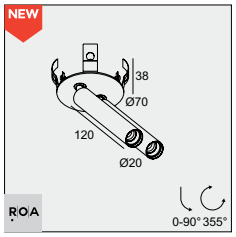

62 x 40

3000K / CRI>90	2700K / CRI>90
2x LED [A] 3W / 301lm / 1050mA	2x LED [A] 3W / 264lm / 1050mA
30°	
27216 9320 ◇	**27216 9220** ◇
◇ B-B / FBR-B / FG-B / GC-B / W-W	
0,2 IP20	

UHO L ON 3

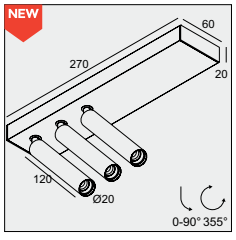

3000K / CRI>90	2700K / CRI>90
3x LED 2.9W / 290lm / 1000mA	3x LED 2.9W / 254lm / 1000mA
30°	
27214 9320 ◇	**27214 9220** ◇
◇ B-B / W-W	
220-240V / 50-60Hz	
0,8 IP20	

REQUIREMENTS
LED POWER SUPPLY

GOOD DESIGN award

MICROSPY

This miniature range offers fix and adjustable recessed luminaires, with and without trim, in a spot or flood beam angle. The trimless versions of Microspy make use of the Snap-In principle, facilitating installation as the frame can be placed in advance and light modules can be added in a finishing stage. As a pendant module its slenderness allows you to create playful or humble set-ups by grouping multiple luminaires or choosing just one single pendant.
www.deltalight.com/microspy

MICRO SPY IN TRIMLESS

MICROSPY IN OK TRIMLESS

MICRO SNAP-IN

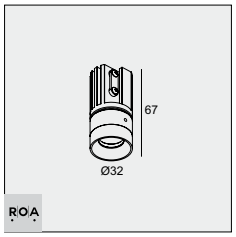

3000K / CRI>90		2700K / CRI>90	
LED [E] 3.9W / 385lm / 350mA LED [E] 5.7W / 519lm / 500mA		LED [E] 3.9W / 385lm / 350mA LED [E] 5.7W / 519lm / 500mA	
15°	30°	15°	30°
24113 9310 ◇	**24113 9320** ◇	**24113 9210** ◇	**24113 9220** ◇
◇ B / W			
0,1 IP20			

MICRO OK SNAP-IN

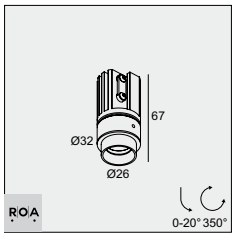

3000K / CRI>90		2700K / CRI>90	
LED [E] 3.9W / 385lm / 350mA LED [E] 5.1W / 480lm / 450mA		LED [E] 3.9W / 385lm / 350mA LED [E] 5.1W / 480lm / 450mA	
15°	30°	15°	30°
24112 9310 ◇	**24112 9320** ◇	**24112 9210** ◇	**24112 9220** ◇
◇ B / W			
0,1 IP20			

MOUNTING KIT TRIMLESS MICROSPY IN

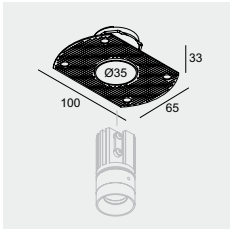

48 x 75

15212 2040

0,1

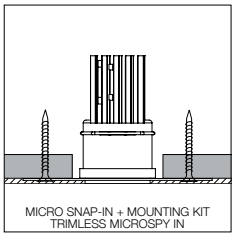

MOUNTING KIT TRIMLESS MICROSPY IN OK

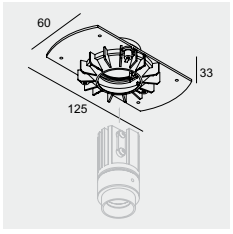

68 x 75 / max.12

15212 2020

0,1



REQUIREMENTS
MOUNTING KIT TRIMLESS MICROSPY IN ▸ **15212 2040** (for micro snap-in)
MOUNTING KIT TRIMLESS MICROSPY IN OK ▸ **15212 2020** (for micro OK snap-in)
LED POWER SUPPLY

ACCESSORIES
MICRO VISOR (max. 350mA for micro OK snap-in)

LIGHTING DESIGN RAMA MENDELSOHN / INTERIOR DESIGN SARI OZ

MICROSPY IN

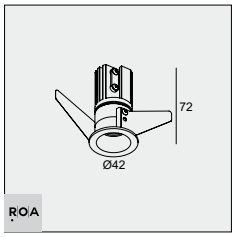

36 x 75 / min.2-max.25

3000K / CRI>90		2700K / CRI>90	
LED [E] 3.9W / 385lm / 350mA LED [E] 5.1W / 480lm / 450mA		LED [E] 3.9W / 385lm / 350mA LED [E] 5.1W / 480lm / 450mA	
15°	30°	15°	30°
24110 9310 ◇	**24110 9320** ◇	**24110 9210** ◇	**24110 9220** ◇
◇ B / W			

0,1 IP20

MICROSPY IN OK

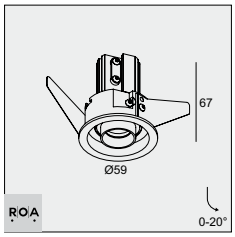

54 x 75 / min.2-max.25

3000K / CRI>90		2700K / CRI>90	
LED [E] 3.9W / 385lm / 350mA LED [E] 5.1W / 480lm / 450mA		LED [E] 3.9W / 385lm / 350mA LED [E] 5.1W / 480lm / 450mA	
15°	30°	15°	30°
24111 9310 ◇	**24111 9320** ◇	**24111 9210** ◇	**24111 9220** ◇
◇ B / W			

0,1 IP20

REQUIREMENTS
LED POWER SUPPLY

ACCESSORIES
MICRO VISOR (max. 350mA)

SPY

Minimalism, functionality and versatility are the key terms to describe this extensive collection. The Spy was designed to meet multiple lighting requirements, an ideal solution for accent lighting in residential, hospitality or commercial spaces. The range features low to high lumen packages, narrow to wide beam options, standard or specific LED colours, recessed to surface mounted and track applications, different colour finishes and combinations, and can be equipped with multiple light refining accessories.

Following the constant changes in the world of LEDs and optics and the evolution to better user comfort with more precise optics and better light control, the complete Spy range has been upgraded. The result? Fresh shapes and additional finishing colours, better light comfort through hybrid optics, improved LED colour consistency and new perspectives with Tunable White and Soft Dim.
The renewed Spy family comes in diameters of 27, 39, 52, 66 and 90 millimeters, a range of spotlights to fit any purpose. While the smaller versions come in the lively colours Flemish Bronze, Flemish Gold and Gold Coloured, the bigger Spy's offer Tunable White and Soft Dim solutions in multiple beam angles.

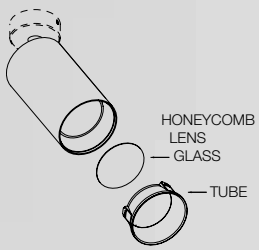

				NEW	NEW	NEW						NEW		NEW	
				SPY 27	**SPY 39**	**SPY 52**			**SPY 62**		**SPY FOCUS**	**SPY 66**		**SPY 90**	
				LED	LED	LED	SOFT	TW	LED	GU10	LED	LED	TW	LED	TW
				753 - 787 lm	380 - 1089 lm	1041 - 1467 lm	945 lm	1087 lm	1083 - 1128 lm	-	769 - 2125 lm	2068 - 2907 lm	1087 lm	3169 lm	2054 lm
			# LED	Ø 27	Ø 39	Ø 52			Ø 62		Ø 62	Ø 66		Ø 90	
	TRIMLESS				✓	✓	✓	✓							
	TRIM				✓	✓	✓	✓							
	CLIP			✓	✓	✓	✓	✓			✓	✓	✓		
	ON		● ●● ●●	✓											
	ON				✓	✓	✓	✓		✓	✓	✓	✓	✓	
	ON		● ●● ●●●		✓ ✓ 	✓ ✓ ✓	✓ ✓ 								
	C				✓				✓						
	SUPERLOOP				✓	✓	✓				✓	✓			
TRACK						✓	✓	✓			✓	✓	✓	✓	✓
PRO				✓	✓	✓	✓	✓	✓	✓	✓	✓	✓		

SPY 27

SPY 27 L

SPY 39

SPY 39 L

SPY 52

SPY 66

SPY 90

SPY 27

Spy 27 is the smallest of the range and comes as a Clip version or as surface mounted spotlight with 1, 2 or 4 cylinders on top. Don't be fooled by its size, with a power of 5,8W it perfectly serves for general lighting in residential environments. For optimized visual comfort, a visor is available to reduce the glare when looking into the luminaire.

www.deltalight.com/spy-27

SPY 27 CLIP

SPY 27 ON

SPY 27 CLIP

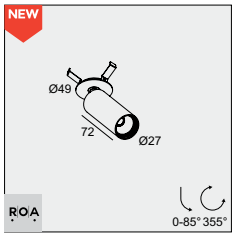

41 x 40

3000K / CRI>90	2700K / CRI>90
LED [U] 5.8W / 787lm / 350mA	LED [U] 5.8W / 753lm / 350mA
30°	
24118 9320 ◇	**24118 9220** ◇
◇ B-B / FBR-B / FG-B / GC-B / W-W	
III 0,2 IP20	

SPY 27 L CLIP

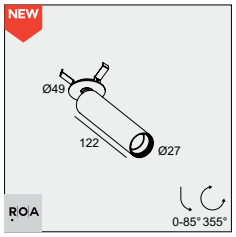

41 x 40

3000K / CRI>90	2700K / CRI>90
LED [U] 5.8W / 787lm / 350mA	LED [U] 5.8W / 753lm / 350mA
30°	
24133 9320 ◇	**24133 9220** ◇
◇ B-B / FBR-B / FG-B / GC-B / W-W	
III 0,2 IP20	

SPY 27 ON

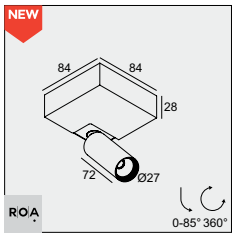

3000K / CRI>90	2700K / CRI>90
LED 5.8W / 787lm / 350mA	LED 5.8W / 753lm / 350mA
MAINS DIMMING (FE)	
30°	
24119 9328 ◇	**24119 9228** ◇
◇ B-B / B-GC / W-W	
220-240V / 50-60Hz	
I 0,6 IP20	

SPY 27 2 ON

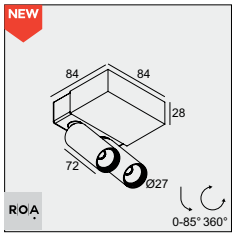

3000K / CRI>90	2700K / CRI>90
2x LED 5.8W / 787lm / 350mA	2x LED 5.8W / 753lm / 350mA
MAINS DIMMING (FE)	
30°	
24120 9328 ◇	**24120 9228** ◇
◇ B-B / B-GC / W-W	
220-240V / 50-60Hz	
I 0,8 IP20	

SPY 27 L 4 ON

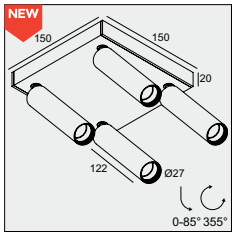

3000K / CRI>90	2700K / CRI>90
4x LED 5.8W / 787lm / 350mA	4x LED 5.8W / 753lm / 350mA
MAINS DIMMING (FE)	
30°	
24145 9328 ◇	**24145 9228** ◇
◇ B-B / W-W	
220-240V / 50-60Hz	
I 1,4 IP20	

SPY 27 + VISOR 27

REQUIREMENTS
LED POWER SUPPLY

ACCESSORIES
VISOR 27

SPY 39

Compact in design, complete in functionality. Spy 39 is one of the most elaborate members of the family thanks to its multiple lumen packages, beam angles and ways of installation.
As a recessed solution, Spy 39 comes in many appearances.
The Trimless version can serve both as a downlight or as an adjustable spotlight, as the body can either be completely hidden into the ceiling or fully visible to aim it wherever you want.
As surface mounted version, Spy 39 On comes with single and double head combinations, with a short or longer cylinder on top. Similar to the On version, but without the visible surface mounted box, Spy 39 Cip hides away the installation part into the ceiling. The result is a single spotlight with a minimalistic yet sophisticated look.
Powering up to 8,6W and available in multiple finishing colours, Spy 39 is suitable for a range of applications.

www.deltalight.com/spy-39

SPY 39 TRIMLESS

SPY 39 CLIP

SPY 39 TRIMLESS

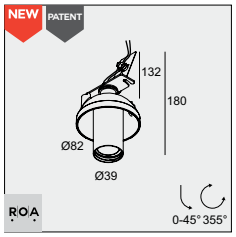

ØKIT x 80

3000K / CRI>90		2700K / CRI>90	
LED [U] 5.8W / 787lm / 350mA LED [U] 8.6W / 1089lm / 500mA		LED [U] 5.8W / 753lm / 350mA LED [U] 8.6W / 1041lm / 500mA	
20°	40°	20°	40°
24121 9320 ◇	**24121 9330** ◇	**24121 9220** ◇	**24121 9230** ◇
◇ B / FBR / FG / GC / W			

0,3 IP20

SPY 39 ST

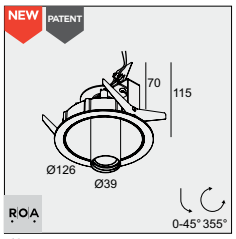

98 x 80 / max.25

3000K / CRI>90		2700K / CRI>90	
LED [U] 5.8W / 787lm / 350mA LED [U] 8.6W / 1089lm / 500mA		LED [U] 5.8W / 753lm / 350mA LED [U] 8.6W / 1041lm / 500mA	
20°	40°	20°	40°
24142 9320 ◇	**24142 9330** ◇	**24142 9220** ◇	**24142 9230** ◇
◇ W-W			

0,6 IP20

SPY 39 TRIMLESS IN

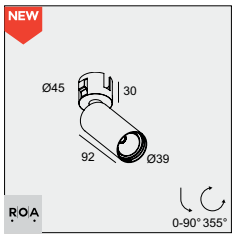

ØKIT x 130

3000K / CRI>90		2700K / CRI>90	
LED [U] 5.8W / 787lm / 350mA LED [U] 8.6W / 1089lm / 500mA		LED [U] 5.8W / 753lm / 350mA LED [U] 8.6W / 1041lm / 500mA	
20°	40°	20°	40°
24123 9320 ◇	**24123 9330** ◇	**24123 9220** ◇	**24123 9230** ◇
◇ B / FBR / FG / GC / W			

0,4 IP20

SPY 39 TRIMLESS IN W

REQUIREMENTS
MOUNTING KIT SPY 39/52 TRIMLESS O.F.A. ▸ **15212 2030** (for spy 39 trimless)
or MOUNTING KIT SPY 39/52 TRIMLESS C.S.C. ▸ **15212 0080** (for spy 39 trimless)
or MOUNTING KIT SPY 39/52 TRIMLESS W.S.C. ▸ **15212 0160** (for spy 39 trimless)
MOUNTING KIT SPY 39 TRIMLESS IN ▸ **24144 0050** (for spy 39 trimless IN)
SPY 39 TUBE ◇ ▸ **24144 0010** B / FBR / FG / GC / W
LED POWER SUPPLY

ACCESSORIES
VISOR 39

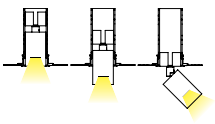

SPY 39 CLIP

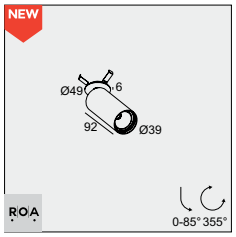

41 x 40

3000K / CRI>90		2700K / CRI>90	
LED [U] 5.8W / 787lm / 350mA LED [U] 8.6W / 1089lm / 500mA		LED [U] 5.8W / 753lm / 350mA LED [U] 8.6W / 1041lm / 500mA	
20°	40°	20°	40°
24125 9320 ◇	**24125 9330** ◇	**24125 9220** ◇	**24125 9230** ◇
◇ B-B / FBR-B / FG-B / GC-B / W-W			

0,3 IP20

SPY 39 L CLIP

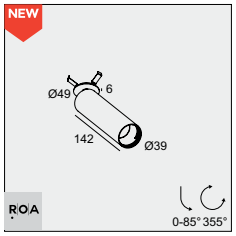

41 x 40

3000K / CRI>90		2700K / CRI>90	
LED [U] 5.8W / 787lm / 350mA LED [U] 8.6W / 1089lm / 500mA		LED [U] 5.8W / 753lm / 350mA LED [U] 8.6W / 1041lm / 500mA	
20°	40°	20°	40°
24134 9320 ◇	**24134 9330** ◇	**24134 9220** ◇	**24134 9230** ◇
◇ B-B / FBR-B / FG-B / GC-B / W-W			

0,4 IP20

SPY 39 ON

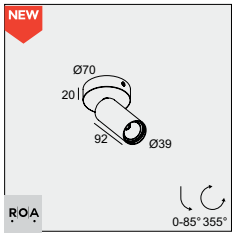

3000K / CRI>90		2700K / CRI>90	
LED [U] 5.8W / 787lm / 350mA LED [U] 8.6W / 1089lm / 500mA		LED [U] 5.8W / 753lm / 350mA LED [U] 8.6W / 1041lm / 500mA	
20°	40°	20°	40°
24127 9320 ◇	**24127 9330** ◇	**24127 9220** ◇	**24127 9230** ◇
◇ B / FBR / FG / GC / W			

0,4 IP20

SPY 39 L ON

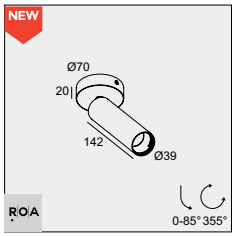

3000K / CRI>90		2700K / CRI>90	
LED [U] 5.8W / 787lm / 350mA LED [U] 8.6W / 1089lm / 500mA		LED [U] 5.8W / 753lm / 350mA LED [U] 8.6W / 1041lm / 500mA	
20°	40°	20°	40°
24136 9320 ◇	**24136 9330** ◇	**24136 9220** ◇	**24136 9230** ◇
◇ B / FBR / FG / GC / W			

0,5 IP20

SPY 39 L

SPY 39 ON 2

REQUIREMENTS
SPY 39 TUBE ◇ ▸ **24144 0010** B / FBR / FG / GC / W
SPY 39 L TUBE ◇ ▸ **24144 0020** B / FBR / FG / GC / W
LED POWER SUPPLY

OPTIONS
COVERSET R ◇ (Ø 62) ▸ **204 00 62** ANO / B / W (for spy 39 ON)
COVERSET R ◇ (Ø 90) ▸ **204 00 90** ANO / B / W (for spy 39 ON)
COVERSET R ◇ (Ø100) ▸ **204 00 100** ANO / B / W (for spy 39 ON)

ACCESSORIES
VISOR 39

SPY 39 ON 1

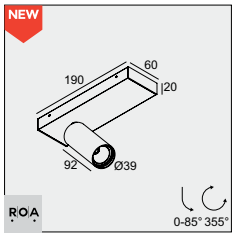

3000K / CRI>90		2700K / CRI>90	
LED 5.8W / 787lm / 350mA * LED 8.6W / 1089lm / 500mA *		LED 5.8W / 753lm / 350mA * LED 8.6W / 1041lm / 500mA *	
MAINS DIMMING (FE)			
20°	40°	20°	40°
24129 9328 ◇	**24129 9338** ◇	**24129 9228** ◇	**24129 9238** ◇
◇ B-B / W-W			
220-240V / 50-60Hz			
I 0,5 IP20			

SPY 39 L ON 1

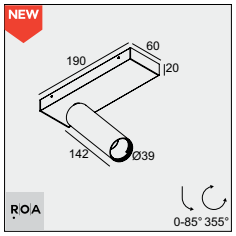

3000K / CRI>90		2700K / CRI>90	
LED 5.8W / 787lm / 350mA * LED 8.6W / 1089lm / 500mA *		LED 5.8W / 753lm / 350mA * LED 8.6W / 1041lm / 500mA *	
MAINS DIMMING (FE)			
20°	40°	20°	40°
24138 9328 ◇	**24138 9338** ◇	**24138 9228** ◇	**24138 9238** ◇
◇ B-B / W-W			
220-240V / 50-60Hz			
I 0,6 IP20			

SPY 39 ON 2

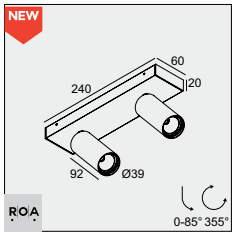

3000K / CRI>90		2700K / CRI>90	
2x LED 5.8W / 787lm / 350mA * 2x LED 8.6W / 1089lm / 500mA *		2x LED 5.8W / 753lm / 350mA * 2x LED 8.6W / 1041lm / 500mA *	
MAINS DIMMING (FE)			
20°	40°	20°	40°
24130 9328 ◇	**24130 9338** ◇	**24130 9228** ◇	**24130 9238** ◇
◇ B-B / W-W			
220-240V / 50-60Hz			
I 0,8 IP20			

SPY 39 L ON 2

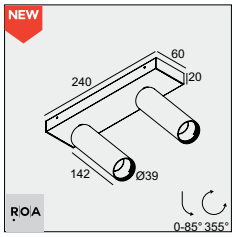

3000K / CRI>90		2700K / CRI>90	
2x LED 5.8W / 787lm / 350mA * 2x LED 8.6W / 1089lm / 500mA *		2x LED 5.8W / 753lm / 350mA * 2x LED 8.6W / 1041lm / 500mA *	
MAINS DIMMING (FE)			
20°	40°	20°	40°
24140 9328 ◇	**24140 9338** ◇	**24140 9228** ◇	**24140 9238** ◇
◇ B-B / W-W			
220-240V / 50-60Hz			
I 1,0 IP20			

REQUIREMENTS
SPY 39 TUBE ◇ ▸ **24144 0010** B / FBR / FG / GC / W
SPY 39 L TUBE ◇ ▸ **24144 0020** B / FBR / FG / GC / W

ACCESSORIES
VISOR 39

*Selection by DIP switch on internal driver

SPY 52

The most extensive member within the Spy family: different installation methods, multiple light refining accessories to be added, mid- and high-power LEDs and even the possibility to opt for Soft Dim or Tunable White.
Containing a more powerful LED engine than Spy 39, Spy 52 has the same elegant ratio of diameter versus length. Combined with the Ex-centric Rotation System to swivel around, Spy presents itself like a curious object peeking from the ceiling, able to spy up to 350° around the room.
Requiring only 35mm of recessed depth, the Clip version of the Spy 52 combines easy installation together with a clean ceiling appearance and lots of functionality. Similar as for Spy 39 On, single, double and even triple luminaire heads can be combined in a surface mounted solution.
To complete the family Spy 52 is available with a Soft Dim or Tunable White LED inside. A Soft Dim version offers the cosy feeling of halogen when dimming down, changing the colour temperature into a warm glow of light. Tunable White allows you to change the type of white to your preference, from warm up to very cold white.

www.deltalight.com/spy-52

SPY 52 TRIMLESS

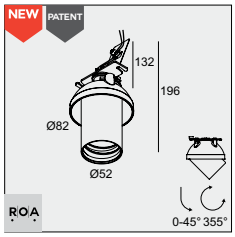

ØKIT x 80

3000K / CRI>90		2700K / CRI>90	
LED [U] 8.6W / 1089lm / 500mA LED [U] 12.4W / 1467lm / 700mA		LED [U] 8.6W / 1041lm / 500mA LED [U] 12.4W / 1403lm / 700mA	
20°	45°	20°	45°
19811 9320 ◇	**19811 9330** ◇	**19811 9220** ◇	**19811 9230** ◇
◇ B / FBR / FG / GC / W			

0,4 IP20

SOFT DIM 3000-1800K / CRI>90		TUNABLE WHITE 6500-2700K / CRI>90	
LED [X] 9W / 945lm / 250mA		LED [Y] 9W / 1087lm / 500mA	
20°	45°	20°	45°
19812 9020 ◇	**19812 9030** ◇	**19813 9020** ◇	**19813 9030** ◇
◇ B / FBR / FG / GC / W		◇ B / W	

0,4 IP20

SPY 52 ST

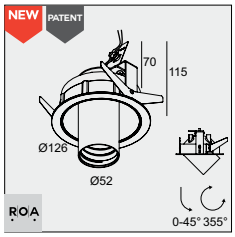

98 x 80 / max.25

3000K / CRI>90		2700K / CRI>90	
LED [U] 8.6W / 1089lm / 500mA LED [U] 12.4W / 1467lm / 700mA		LED [U] 8.6W / 1041lm / 500mA LED [U] 12.4W / 1403lm / 700mA	
20°	45°	20°	45°
19814 9320 ◇	**19814 9330** ◇	**19814 9220** ◇	**19814 9230** ◇
◇ W-W			

0,7 IP20

SOFT DIM 3000-1800K / CRI>90		TUNABLE WHITE 6500-2700K / CRI>90	
LED [X] 9W / 945lm / 250mA		LED [Y] 9W / 1087lm / 500mA	
20°	45°	20°	45°
19815 9020 ◇	**19815 9030** ◇	**19816 9020** ◇	**19816 9030** ◇
◇ W-W			

0,7 IP20

LED POWER SUPPLY 2CH TW 500MA-DC

	500mA / 25W TW DIM5
	min.86
	123 x 79 x 24
	DALI DIMMING (DT8)
	21012 0355
# LED [Y]	1-2
	220-240V / 50-60Hz

0,1 IP20

SPY 52 TRIMLESS +
MOUNTING KIT R102 TRIMLESS OFA IN CONCRETE

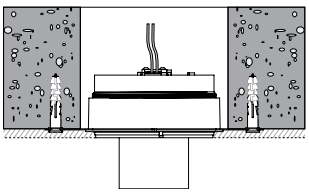

SPY 52 TRIMLESS

REQUIREMENTS
MOUNTING KIT SPY 39/52 TRIMLESS O.F.A. ▸ **15212 2030** (for spy 52 trimless)
NEW or MOUNTING KIT SPY 39/52 TRIMLESS C.S.C. ▸ **15212 0080** (for spy 52 trimless)
NEW or MOUNTING KIT SPY 39/52 TRIMLESS W.S.C. ▸ **15212 0160** (for spy 52 trimless)
SPY 52 TUBE ◇ ▸ **19810 0100** B / FBR / FG / GC / W
LED POWER SUPPLY

ACCESSORIES
HONEYCOMB / LENS / GLASS 42 (max 500mA)

SPY 52 CLIP

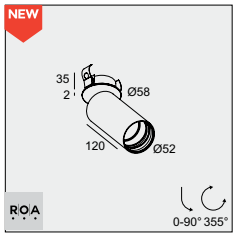

50 x 40

3000K / CRI>90		2700K / CRI>90	
LED [U] 8.6W / 1089lm / 500mA LED [U] 12.4W / 1467lm / 700mA		LED [U] 8.6W / 1041lm / 500mA LED [U] 12.4W / 1403lm / 700mA	
20°	45°	20°	45°
19820 9320 ◇	**19820 9330** ◇	**19820 9220** ◇	**19820 9230** ◇
◇ B-B / FBR-B / FG-B / GC-B / W-W			

0,5 IP20

SOFT DIM TUNABLE WHITE

3000-1800K / CRI>90		6500-2700K / CRI>90	
LED [X] 9W / 945lm / 250mA		LED [Y] 9W / 1087lm / 500mA	
20°	45°	20°	45°
19821 9020 ◇	**19821 9030** ◇	**19822 9020** ◇	**19822 9030** ◇
◇ B-B / FBR-B / FG-B / GC-B / W-W		◇ B-B / W-W	

0,5 IP20

SPY 52 ON

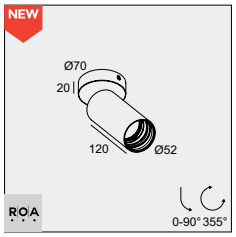

3000K / CRI>90		2700K / CRI>90	
LED [U] 8.6W / 1089lm / 500mA LED [U] 12.4W / 1467lm / 700mA		LED [U] 8.6W / 1041lm / 500mA LED [U] 12.4W / 1403lm / 700mA	
20°	45°	20°	45°
19823 9320 ◇	**19823 9330** ◇	**19823 9220** ◇	**19823 9230** ◇
◇ B / FBR / FG / GC / W			

0,5 IP20

SOFT DIM TUNABLE WHITE

3000-1800K / CRI>90		6500-2700K / CRI>90	
LED [X] 9W / 945lm / 250mA		LED [Y] 9W / 1087lm / 500mA	
20°	45°	20°	45°
19824 9020 ◇	**19824 9030** ◇	**19825 9020** ◇	**19825 9030** ◇
◇ B / FBR / FG / GC / W		◇ B / W	

0,5 IP20

REQUIREMENTS
SPY 52 TUBE ◇ ▸ **19810 0100** B / FBR / FG / GC / W
LED POWER SUPPLY

OPTIONS
MOUNTING KIT FLUSH SPY ▸ **414 90 01** (for spy 52 CLIP)
COVERSET R ◇ (Ø 62) ▸ **204 00 62** ANO / B / W (for spy 52 ON)
COVERSET R ◇ (Ø 90) ▸ **204 00 90** ANO / B / W (for spy 52 ON)
COVERSET R ◇ (Ø100) ▸ **204 00 100** ANO / B / W (for spy 52 ON)

ACCESSORIES
HONEYCOMB / LENS / GLASS 42

LED POWER SUPPLY 2CH TW 500MA-DC

	500mA / 25W TW DIM5
	min.86
	123 x 79 x 24
	DALI DIMMING (DT8)
	21012 0355
# LED [Y]	1-2
	220-240V / 50-60Hz
	0,1 IP20

SPY 52 ON 1

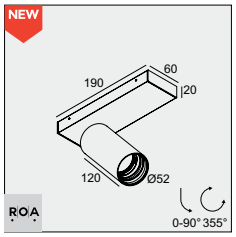

SOFT DIM

3000K / CRI>90		2700K / CRI>90		3000-1800K / CRI>90	
LED 5.8W / 787lm / 350mA * LED 8.6W / 1089lm / 500mA*		LED 5.8W / 753lm / 350mA * LED 8.6W / 1041lm / 500mA*		LED 6W / 623lm / 350mA	
MAINS DIMMING (FE)					
20°	45°	20°	45°	20°	45°
19826 9328 ◇	**19826 9338** ◇	**19826 9228** ◇	**19826 9238** ◇	**19831 9028** ◇	**19831 9038** ◇
◇ B-B / W-W					
220-240V / 50-60Hz					

0,7 IP20

SPY 52 ON 2

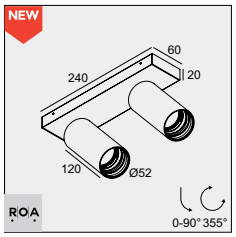

SOFT DIM

3000K / CRI>90		2700K / CRI>90		3000-1800K / CRI>90	
2x LED 5.8W / 787lm / 350mA * 2x LED 8.6W / 1089lm / 500mA*		2x LED 5.8W / 753lm / 350mA * 2x LED 8.6W / 1041lm / 500mA*		2x LED 6W / 623lm / 350mA	
MAINS DIMMING (FE)					
20°	45°	20°	45°	20°	45°
19827 9328 ◇	**19827 9338** ◇	**19827 9228** ◇	**19827 9238** ◇	**19832 9028** ◇	**19832 9038** ◇
◇ B-B / W-W					
220-240V / 50-60Hz					

1,0 IP20

SPY 52 ON 3

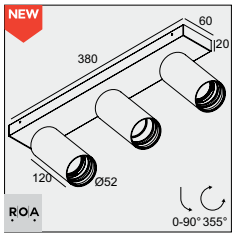

3000K / CRI>90		2700K / CRI>90	
3x LED 5.8W / 787lm / 350mA * 3x LED 8.6W / 1089lm / 500mA*		3x LED 5.8W / 753lm / 350mA * 3x LED 8.6W / 1041lm / 500mA*	
MAINS DIMMING (FE)			
20°	45°	20°	45°
19828 9328 ◇	**19828 9338** ◇	**19828 9228** ◇	**19828 9238** ◇
◇ B-B / W-W			
220-240V / 50-60Hz			

1,5 IP20

SPY 52 ON 3

REQUIREMENTS
SPY 52 TUBE ◇ ▸ **19810 0100** B / FBR / FG / GC / W (1x/led)

ACCESSORIES
HONEYCOMB / LENS / GLASS 42

*Selection by DIP switch on internal driver

SPY 66/90

Spy 66 offers a range of optics to create multiple beam angles within different output levels. Ranging up to 24,6W, Spy 66 is available as Clip and On version, allowing an easy installation. With 3 beam angles in standard white LED colours and Tunable White, Spy 66 is perfect to apply in retail and public environments.

Spy 90 On is the surface mounted Spy solution for high output and ultimate performance, as it has an integrated dimmable driver inside. In line with the complete Spy range, the tubular deign can be finished with the coloured insert of your choice, but Maxispy On especially wows you with its output up to 3200lm and its choice of 3 different beam angles.

www.deltalight.com/spy-66
www.deltalight.com/spy-90

SPY 66 CLIP

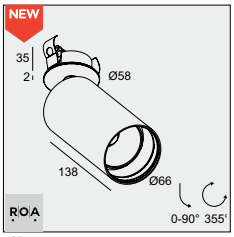

50 x 40

3000K / CRI>90			2700K / CRI>90		
LED [R] 17.1W / 2125lm / 500mA LED [R] 24.6W / 2907lm / 700mA			LED [R] 17.1W / 2068lm / 500mA LED [R] 24.6W / 2829lm / 700mA		
18°	30°	45°	18°	30°	45°
24621 9310 ◇	**24621 9320** ◇	**24621 9330** ◇	**24621 9210** ◇	**24621 9220** ◇	**24621 9230** ◇
◇ = B-B / W-W					

0,6 IP20

TUNABLE WHITE

6500-2700K / CRI>90		
LED [Y] 9W / 1087lm / 500mA		
18°	30°	45°
24622 9010 ◇	**24622 9020** ◇	**24622 9030** ◇
◇ = B-B / W-W		

0,6 IP20

SPY 66 ON

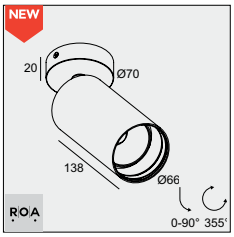

3000K / CRI>90			2700K / CRI>90		
LED [R] 17.1W / 2125lm / 500mA LED [R] 24.6W / 2907lm / 700mA			LED [R] 17.1W / 2068lm / 500mA LED [R] 24.6W / 2829lm / 700mA		
18°	30°	45°	18°	30°	45°
24623 9310 ◇	**24623 9320** ◇	**24623 9330** ◇	**24623 9210** ◇	**24623 9220** ◇	**24623 9230** ◇
◇ = B / W					

0,7 IP20

TUNABLE WHITE

6500-2700K / CRI>90		
LED [Y] 9W / 1087lm / 500mA		
18°	30°	45°
24624 9010 ◇	**24624 9020** ◇	**24624 9030** ◇
◇ = B / W		

0,7 IP20

SPY 90 ON

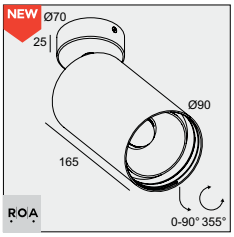

3000K / CRI>90			2700K / CRI>90		
23.2W / 3169lm / 700mA			23.2W / 3031lm / 700mA		
1-10V DIM					
18°	30°	45°	18°	30°	45°
19882 9311 ◇	**19882 9321** ◇	**19882 9331** ◇	**19882 9211** ◇	**19882 9221** ◇	**19882 9231** ◇
◇ B / W					
120-240V / 50-60Hz					

1,3 IP20

REQUIREMENTS
SPY 66 TUBE ◇ ▸ **24611 0100** B / FBR / FG / GC / W
SPY 90 TUBE ◇ ▸ **19810 0170** B / FBR / FG / GC / W
LED POWER SUPPLY

ACCESSORIES
HONEYCOMB 57 (max. 700mA) (for spy 66)
GLASS / LENS 57 (max. 500mA) (for spy 66)
HONEYCOMB / GLASS / LENS 75 (for spy 90)

LED POWER SUPPLY 2CH TW 500MA-DC

	500mA / 25W TW DIM5
	min.86
	123 x 79 x 24
	DALI DIMMING (DT8)
	21012 0355
# LED [Y]	1-2
	220-240V / 50-60Hz

0,1 IP20

MICROSPY C SPY/FOCUS

This miniature range offers fix and adjustable recessed luminaires, with and without trim, in a spot or flood beam angle. The trimless versions of Microspy make use of the Snap-In principle, facilitating installation as the frame can be placed in advance and light modules can be added in a finishing stage. As a pendant module its slenderness allows you to create playful or humble set-ups by grouping multiple luminaires or choosing just one single pendant.

SPY – SPY FOCUS

As a straightforward downlight, Spy is available for direct ceiling fixation or as a pendant, ideal to create a powerful and striking light effect.

With Spy Focus one can opt for different beam angles out of only 1 luminaire, as the circle of light can be widened or narrowed by rotating the front of the fittings' body. As such, every beam angle between 8° and 43° is possible.

www.deltalight.com/spy

MICROSPY 39 C

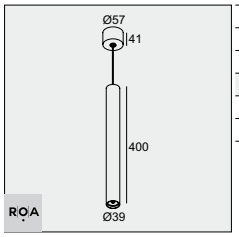

3000K / CRI>90	2700K / CRI>90
7.1W / 812lm / 350mA	7.1W / 779lm / 350mA
24°	
279 773 811 931 ◇	**279 773 811 921** ◇
◇ B / W	
110-240V / 50-60Hz	
INCL.1 x CABLE 2 x 0.75mm² / 1.6m	
□ 0,9 IP20	

SPY C

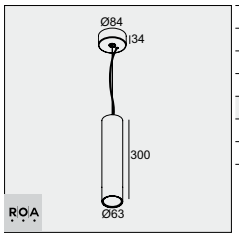

3000K / CRI>90	2700K / CRI>90
7.1W / 812lm / 350mA	7.1W / 779lm / 350mA
MAINS DIMMING (FE)	
33°	
279 776 811 932 ED8 ◇	**279 776 811 922 ED8** ◇
◇ B / W	
220-240V / 50-60Hz	
INCL.1 x CABLE SUSP. SINGLE AUTO. 1.6m INCL.1 x CABLE 2 x 0.75mm²	
◇ 1,1 IP20	

SPY S

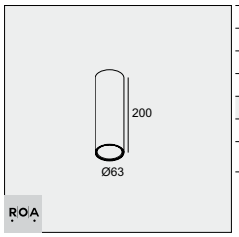

3000K / CRI>90	2700K / CRI>90
LED 10.4W / 1128lm / 500mA	LED 10.4W / 1083lm / 500mA
MAINS DIMMING (FE)	
33°	
19876 9328 ◇	**19876 9228** ◇
◇ B / W	
220-240V / 50-60Hz	
◇ 0,5 IP20	

SPY ON HI

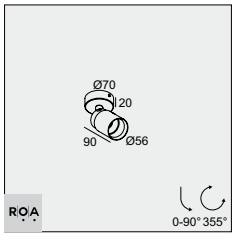

QPAR51 max.35W
414 62 00 ◇
◇ B / W
GU10 / 100-240V / 50-60Hz
□ 0,5 IP20 0,5

REQUIREMENTS
SPY TUBE ◇ ▸ **414 01 00** B / FBR / FG / MMAT / SG / W

OPTIONS
CONNECTION TRIMLESS ▸ **328 10 03** (for microspy 39 C)
CONNECTION ST ▸ **15225 0360** B / W (for microspy 39 C)
SUSPENSION + CONNECTION TRIMLESS ▸ **328 10 02** (for spy C)
COVERSET R ◇ (Ø 90) ▸ **204 00 90** ANO / B / W (for spy C)
COVERSET R ◇ (Ø100) ▸ **204 00 100** ANO / B / W (for spy C)
LED SOLUTION - PAG TEC 10 (for spy on Hi)

ACCESSORIES
HONEYCOMB / LENS / GLASS 50

SPY FOCUS CLIP LP

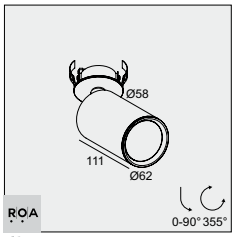

50 x 40

3000K / CRI>90	2700K / CRI>90
LED [Q] 6.1W / 775lm / 350mA LED [Q] 9W / 1076lm / 500mA	LED [Q] 6.1W / 768lm / 350mA LED [Q] 9W / 1067lm / 500mA
8-43°	
19877 9300 ◇	**19877 9200** ◇
◇ B-B / FBR-B / FG-B / W-B / W-W	
0,4 IP20	

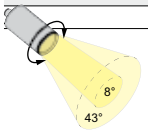

SPY FOCUS CLIP MP

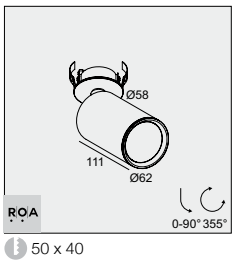

50 x 40

3000K / CRI>90	2700K / CRI>90
LED [R] 11.7W / 1522lm / 350mA LED [R] 17.1W / 2125lm / 500mA	LED [R] 11.7W / 1481lm / 350mA LED [R] 17.1W / 2068lm / 500mA
12-45°	
19873 9300 ◇	**19873 9200** ◇
◇ B-B / FBR-B / FG-B / W-B / W-W	
0,4 IP20	

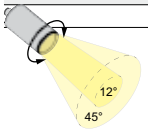

SPY FOCUS ON LP

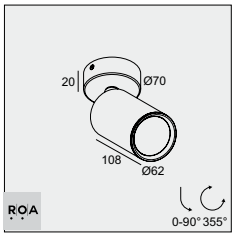

3000K / CRI>90	2700K / CRI>90
LED [Q] 6.1W / 775lm / 350mA LED [Q] 9W / 1076lm / 500mA	LED [Q] 6.1W / 768lm / 350mA LED [Q] 9W / 1067lm / 500mA
8-43°	
19878 9300 ◇	**19878 9200** ◇
◇ B / FBR / FG / W	
0,5 IP20	

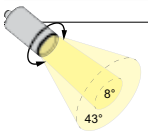

SPY FOCUS ON MP

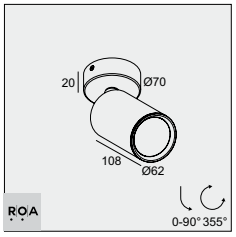

3000K / CRI>90	2700K / CRI>90
LED [R] 11.7W / 1522lm / 350mA LED [R] 17.1W / 2125lm / 500mA	LED [R] 11.7W / 1481lm / 350mA LED [R] 17.1W / 2068lm / 500mA
12-45°	
19874 9300 ◇	**19874 9200** ◇
◇ B / FBR / FG / W	
0,5 IP20	

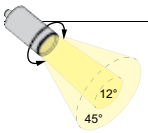

ADJUSTABLE BEAM

REQUIREMENTS
LED POWER SUPPLY

OPTIONS
MOUNTING KIT FLUSH SPY ▸ **414 90 01** (for spy focus CLIP)
COVERSET R ◇ (Ø 90) ▸ **204 00 90** ANO / B / W (for spy focus ON)
COVERSET R ◇ (Ø100) ▸ **204 00 100** ANO / B / W (for spy focus ON)

RAND

Rand is a longstanding classic in the Delta Light collection, confirming the company's philosophy for timeless design. Avoiding visible screws, Rand offers you a stylish and highly flexible lighting solution for both residential and non-residential projects. As a full LED version, Rand combines ecology and esthetics, and guarantees a perfect balance between lighting quality and energy efficiency.

www.deltalight.com/rand

RAND 111 LED

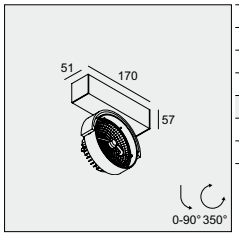

2700K / CRI>80
LED 111 LAMP 13W / 730lm / 350mA
MAINS DIMMING (FE)
24°
285 501 124 ED8 ◇
◇ A / B / W
G53 / 220-240V / 50-60Hz
□ 0,6 IP20

RAND 211 LED

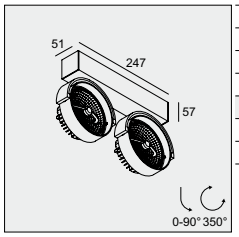

2700K / CRI>80
2 x LED 111 LAMP 13W / 730lm / 350mA
MAINS DIMMING (FE)
24°
285 501 224 ED8 ◇
◇ A / B / W
G53 / 220-240V / 50-60Hz
□ 1,0 IP20

RAND 311 LED

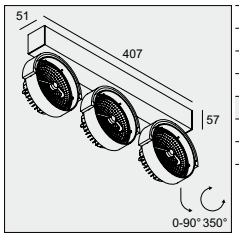

2700K / CRI>80
3 x LED 111 LAMP 13W / 730lm / 350mA
MAINS DIMMING (FE)
24°
285 501 324 ED8 ◇
◇ A / B / W
G53 / 220-240V / 50-60Hz
□ 1,6 IP20

SUPER-OH!



			SUPER-OH! XS	SUPER-OH! SBL	SUPER-OH! SLIM	SUPER-OH! LED/E27
			Ø 250 mm: 1470 lm Ø 390 mm: 2940 lm	Ø 700 mm: 6942 lm Ø 1200 mm: 11728 lm	Ø 800 mm: 4951 lm Ø 1200 mm: 7702 lm	Ø 700 mm: 3x558 lm Ø 1200 mm: 6x558 lm Ø 1700 mm: 8x558 lm
			SBL	SBL	SBL	-
INTERIOR		TRIMLESS		Ø 700 mm Ø 1200 mm		
			Ø 250 mm Ø 390 mm			
			Ø 250 mm Ø 390 mm			
					Ø 800 mm Ø 1200 mm	
			Ø 390 mm			
					Ø 800 mm Ø 1200 mm	
					Ø 800 mm Ø 1200 mm	
						Ø 700 mm Ø 1200 mm Ø 1700 mm
	TRACK		Ø 250 mm Ø 390 mm			

SUPER-OH! XS

With its 25cm or 39cm diameter, the Super-Oh XS (Extra Small) can be considered to be the “little one” of the family. With only 5cm height, this perfectly curved circle holds a polycarbonate, hiding an intense clustered inner circle of the latest powerleds. This circle of leds is specially designed to guarantee a uniform and perfectly balanced light output, resulting in a very enjoyable diffuse lighting effect.
The Super-Oh XS is available either for direct mounting, as a suspension or with a pivot, a flexible ceiling bracket enabling the user to tilt the disc up to 45°, and rotate 360°.

www.deltalight.com/super-oh-xs

SUPER-OH! XS

SUPER-OH! XS C

SUPER-OH! XS 25

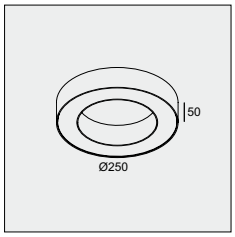

3000K / CRI>80
LED CLUSTER 13,5W / 1470lm
MAINS DIMMING (FE)
308 21 02 83 ED8 ◇
◇ B / W
220-240V / 50-60Hz

□ 0,6 IP40

SUPER-OH! XS 39

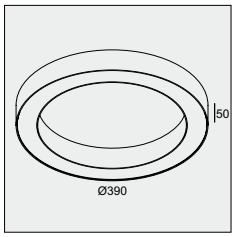

3000K / CRI>80
LED CLUSTER 25W / 2940lm
MAINS DIMMING (FE)
308 21 03 83 ED8 ◇
◇ B / W
220-240V / 50-60Hz

□ 1,1 IP40

SUPER-OH! XS PIVOT 25

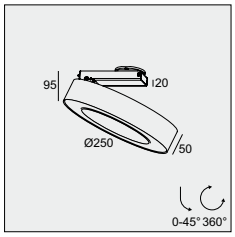

3000K / CRI>80
LED CLUSTER 13,5W / 1470lm
MAINS DIMMING (FE)
308 22 02 83 ED8 ◇
◇ B / W
220-240V / 50-60Hz

◇ 0,9 IP20

SUPER-OH! XS PIVOT 39

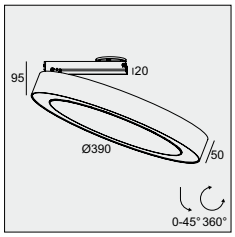

3000K / CRI>80
LED CLUSTER 25W / 2940lm
MAINS DIMMING (FE)
308 22 03 83 ED8 ◇
◇ B / W
220-240V / 50-60Hz

◇ 1,4 IP20

SUPER-OH! XS 39 C

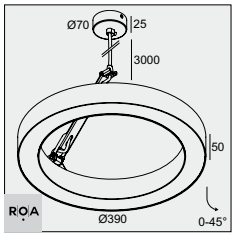

3000K / CRI>80
LED CLUSTER 25W / 2940lm
MAINS DIMMING (FE)
308 241 03 83 ED8 ◇
◇ B / W
220-240V / 50-60Hz
INCL.CABLE 3 x 0,75mm² / 3m

◇ 1,4 IP20

OPTIONS
SUPER-OH! XS CEILING BASE ◇ ► **308 24 99** B
(max. 8 LUMINAIRES)

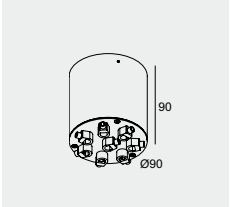

SUPER-OH! XS CEILING BASE

5 x SUPER-OH! XS 39 C
+ SUPER-OH! XS CEILING BASE

SUPER-OH! TRIMLESS

To keep a consistent design code throughout your project you can also integrate a trimless Super-Oh. The result is a fully recessed, slim aureole. A symbol of infinity, without beginning or end, perfect, the ultimate geometric symbol seamlessly integrated into architecture.

SUPER-OH! SBL TRIMLESS 70

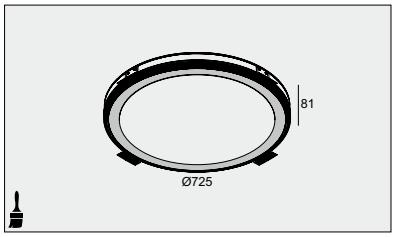

735 x 150 / max.25

CRI 90 UP GRADE

3000K / CRI>90	
LED CLUSTER 43W / 6942lm	
1-10V DIM	DALI DIM
20729 9301	**20729 9305**

220-240V / 0 | 50-60Hz

9,1 IP20

SUPER-OH! SBL TRIMLESS 120

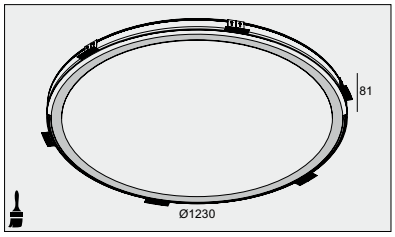

1240 x 150 / max.25

CRI 90 UP GRADE

3000K / CRI>90	
LED CLUSTER 74W / 11728lm	
1-10V DIM	DALI DIM
20730 9301	**20730 9305**

220-240V / 0 | 50-60Hz

14,2 IP20

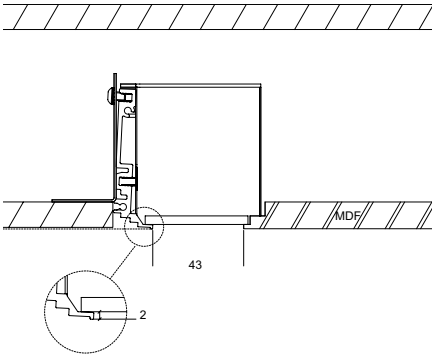

INTERIOR CEILING

SUPER-OH! SLIM

Evolving from our existing Super-Oh! family, Super-Oh! Slim stands out in design and efficiency. With a width of only 44mm and a luminous efficacy up to 119lm/W, this family of halo's combines slender elegance with big performance. Super-Oh! Slim comes in 2 diameters - 800mm and 1200mm - and is available with only direct light or a combination of direct and indirect light.
Two different designs allow you to either opt for clean lines in a soothing setting or either go for a design statement by choosing Super-Oh! Slim with an integrated powerbox. Apart from its functionality, the integrated powerbox acts as a rebel element, disrupting the perfect geometrical circle of light and adding a peculiar touch to the project.

www.deltalight.com/super-oh-slim

SUPER-OH! SLIM

SUPER-OH! SLIM SBL

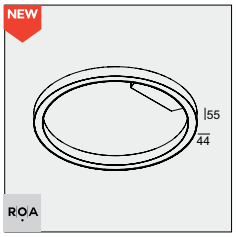

Ø779
Ø1179

Ø779 / 3,6		Ø1179 / 5,6	
3000K / CRI>90			
LED CLUSTER 30,6W / 4951lm		LED CLUSTER 47,5W / 7702lm	
NON DIM	DALI / DSI DIM	NON DIM	DALI / DSI DIM
20737 9300 ◇	**20737 9304** ◇	**20738 9300** ◇	**20738 9304** ◇
◇ B / W			
220-240V / 50-60Hz			
IP20			

SUPER-OH! SLIM C SBL DOWN-UP

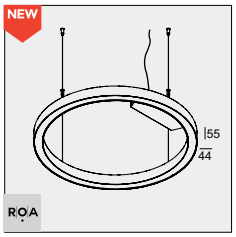

Ø779
Ø1179

Ø779 / 4,3		Ø1179 / 6,9	
3000K / CRI>90			
LED CLUSTER 23,8W / 3851lm (UP) LED CLUSTER 30,6W / 4951lm (DOWN)		LED CLUSTER 35,7W / 5776lm (UP) LED CLUSTER 47,5W / 7702lm (DOWN)	
NON DIM	DALI / DSI DIM	NON DIM	DALI / DSI DIM
20739 9300 ◇	**20739 9304** ◇	**20740 9300** ◇	**20740 9304** ◇
◇ B / W			
220-240V / 50-60Hz			
INCL. 4 x CABLE SUSP. SINGLE AUTO 3m INCL. 1 x CABLE 5 x 0,75mm² CABLING 2 CIRCUITS			
IP20			

OPTIONS
FOR SUPER-OH! SLIM SBL:
SUSPENSION SET 28 ◇ ▸ **15225 0280** B / W (NON DIM)
SUSPENSION SET 29 ◇ ▸ **15225 0290** B / W (DALI / DSI DIM)

CONNECTION ST ▸ **15225 0360** B / W
SUSPENSION ST ▸ **15225 0340** B / W
CABLE BASE R ◇ ▸ **203 99 55** B / W
COVERSET R ◇ (Ø62) ▸ **204 00 62** B / W
COVERSET R ◇ (Ø90) ▸ **204 00 90** B / W
COVERSET R ◇ (Ø100) ▸ **204 00 100** B / W
CONNECTION TRIMLESS O.F.A. ▸ **328 10 03** (only for DOWN-UP)

W: ARCHITEKTEN / PHOTOGRAPHY HG ESH

SUPER-OH! SLIM CS SBL

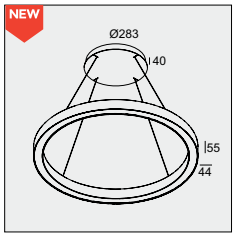

Ø779 / 5,1		Ø1179 / 6,7	
3000K / CRI>90			
LED CLUSTER 30,6W / 4951lm		LED CLUSTER 47,5W / 7702lm	
NON DIM	DALI / DSI DIM	NON DIM	DALI / DSI DIM
20733 9300 ◇	**20733 9304** ◇	**20734 9300** ◇	**20734 9304** ◇
◇ B / W			
220-240V / 50-60Hz			

INCL. 4 x CABLE SUSP. SINGLE AUTO 3m
POWER VIA CABLE SUSPENSION

IP20

SUPER-OH! SLIM CS SBL DOWN-UP

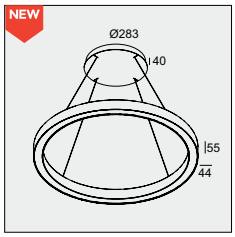

Ø779 / 5,4		Ø1179 / 7,1	
3000K / CRI>90			
LED CLUSTER 23,8W / 3851lm (UP) LED CLUSTER 30,6W / 4951lm (DOWN)		LED CLUSTER 35,7W / 5776lm (UP) LED CLUSTER 47,5W / 7702lm (DOWN)	
NON DIM	DALI / DSI DIM	NON DIM	DALI / DSI DIM
20735 9300 ◇	**20735 9304** ◇	**20736 9300** ◇	**20736 9304** ◇
◇ B / W			
220-240V / 50-60Hz			

INCL. 4 x CABLE SUSP. SINGLE AUTO 3m
POWER VIA CABLE SUSPENSION
CABLING 2 CIRCUITS

IP20

SUPER-OH! SLIM HP CS SBL

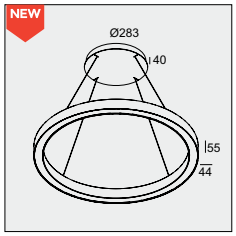

Ø779 / 5,1		Ø1179 / 6,7	
3000K / CRI>90			
LED CLUSTER 47,5W / 7179lm		LED CLUSTER 71,3W / 10769lm	
NON DIM	DALI / DSI DIM	NON DIM	DALI / DSI DIM
20741 9300 ◇	**20741 9304** ◇	**20742 9300** ◇	**20742 9304** ◇
◇ B / W			
220-240V / 50-60Hz			

INCL. 4 x CABLE SUSP. SINGLE AUTO 3m
POWER VIA CABLE SUSPENSION

IP20

SUPER-OH! SLIM HP CS SBL DOWN-UP

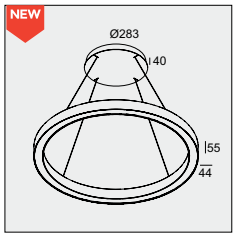

Ø779 / 5,4		Ø1179 / 7,1	
3000K / CRI>90			
LED CLUSTER 23,8W / 3851lm (UP) LED CLUSTER 47,5W / 7179lm (DOWN)		LED CLUSTER 35,7W / 5776lm (UP) LED CLUSTER 71,3W / 10769lm (DOWN)	
NON DIM	DALI / DSI DIM	NON DIM	DALI / DSI DIM
20743 9300 ◇	**20743 9304** ◇	**20744 9300** ◇	**20744 9304** ◇
◇ B / W			
220-240V / 50-60Hz			

INCL. 4 x CABLE SUSP. SINGLE AUTO 3m
POWER VIA CABLE SUSPENSION
CABLING 2 CIRCUITS

IP20

SUPER-OH!

A series of slim black rings floating through space, finished either with integrated powerleds or the more retro-look version with classic light bulbs. The Super-Oh can also be combined with Delta Light's Wireless Control Dimming module, allowing you to manage your Super-Oh from your mobile device.

www.deltalight.com/super-oh

SUPER-OH!

SUPER-OH! LED

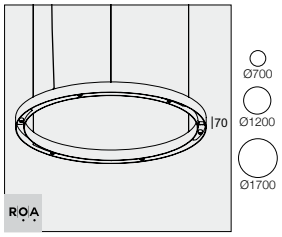

Ø700		Ø1200		Ø1700	
3000K / CRI>80	2700K / CRI>80	3000K / CRI>80	2700K / CRI>80	3000K / CRI>80	2700K / CRI>80
3 x 6W / 558lm / 500mA	3 x 6W / 558lm / 500mA	6 x 6W / 558lm / 500mA	6 x 6W / 558lm / 500mA	8 x 6W / 558lm / 500mA	8 x 6W / 558lm / 500mA
20°					
MAINS DIMMING (FE)					
308 07 03 832 ◇	**308 07 03 822** ◇	**308 12 06 832** ◇	**308 12 06 822** ◇	**308 17 08 832** ◇	**308 17 08 822** ◇
◇ B					
220-240V / 0 | 50-60Hz					
INCL.3 x CABLE SUSP. SINGLE AUTO. 3m INCL.1 x CABLE 2 x 0,75mm²		INCL.3 x CABLE SUSP. SINGLE AUTO. 3m INCL.1 x CABLE 2 x 0,75mm²		INCL.3 x CABLE SUSP. SINGLE AUTO. 3m INCL.1 x CABLE 2 x 0,75mm²	
□ 5,2 IP20		□ 9,8 IP20		□ 14,4 IP20	

SUPER-OH! DOWN-UP LED

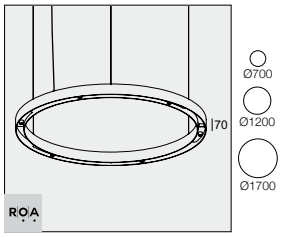

Ø700		Ø1200		Ø1700	
3000K / CRI>80	2700K / CRI>80	3000K / CRI>80	2700K / CRI>80	3000K / CRI>80	2700K / CRI>80
▲3 x 3.2W / 371lm / 350mA ▼3x 6W / 558lm / 500mA	▲3 x 3.2W / 354lm / 350mA ▼3x 6W / 558lm / 500mA	▲6 x 3.2W / 371lm / 350mA ▼6x 6W / 558lm / 500mA	▲6 x 3.2W / 354lm / 350mA ▼6x 6W / 558lm / 500mA	▲8 x 3.2W / 371lm / 350mA ▼8x 6W / 558lm / 500mA	▲8 x 3.2W / 354lm / 350mA ▼8x 6W / 558lm / 500mA
20°					
MAINS DIMMING (FE)					
308 07 06 832 ◇	**308 07 06 822** ◇	**308 12 12 832** ◇	**308 12 12 822** ◇	**308 17 16 832** ◇	**308 17 16 822** ◇
◇ B					
220-240V / 0 | 50-60Hz					
CABLING 1 CIRCUIT INCL.3 x CABLE SUSP. SINGLE AUTO. 3m INCL.1 x CABLE 2 x 0,75mm²		CABLING 1 CIRCUIT INCL.3 x CABLE SUSP. SINGLE AUTO. 3m INCL.1 x CABLE 2 x 0,75mm²		CABLING 1 CIRCUIT INCL.3 x CABLE SUSP. SINGLE AUTO. 3m INCL.1 x CABLE 2 x 0,75mm²	
□ 5,8 IP20		□ 11,0 IP20		□ 16,0 IP20	

SUPER-OH!

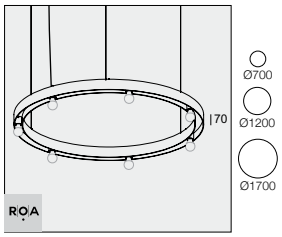

Ø700	Ø1200	Ø1700
5 x A60 max.20W	7 x A60 max.20W	10 x A60 max.20W
308 07 05 00 ◇	**308 12 07 00** ◇	**308 17 10 00** ◇
◇ B		
E27Ls / 100-240V / 50-60Hz		
INCL.3 x CABLE SUSP. SINGLE AUTO. 3m INCL.1 x CABLE 3 x 0,75mm²	INCL.3 x CABLE SUSP. SINGLE AUTO. 3m INCL.1 x CABLE 3 x 0,75mm²	INCL.3 x CABLE SUSP. SINGLE AUTO. 3m INCL.1 x CABLE3 x 0,75mm²
◇ 4,2 IP20 ◁ 0,1	◇ 8,0 IP20 ◁ 0,1	◇ 12,0 IP20 ◁ 0,1

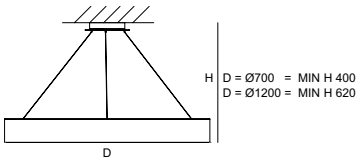

OPTIONS
CONNECTION ST ▸ **15225 0360** B / W
SUSPENSION ST ▸ **15225 0340** B / W
CABLE BASE R ◇ ▸ **203 99 55** ANO / B / W
COVERSET R ◇ (Ø 62) ▸ **204 00 62** ANO / B / W
COVERSET R ◇ (Ø 90) ▸ **204 00 90** ANO / B / W
COVERSET R ◇ (Ø100) ▸ **204 00 100** ANO / B / W
CENTRAL SUSPENSION ◇ ▸ **328 23 23** B / W
LED SOLUTION - PAG TEC 10 (only for E27 versions)

ACCESSORIES
SUPER-OH! CLIP + SOFTENING LENS ▸ **201 35 00** ◇ B

SUPER-OH! 70 DOWN-UP (TOP VIEW)

SUPERLOOP

A luminaire can be more than light alone. It can be functional, it can be decorative, it can be an eye catcher. This family not only exists out of circles of light, it also brings circular and squared low voltage solutions for track lighting, so general and accent lighting can be combined within one family. In this way, Superloop allows you to choose ‘functional’, by mounting adjustable Spy modules on the round or square shaped base.
It allows you to choose ‘decorative’, by mounting the light emitting circle in a horizontal way, or it allows you to choose ‘eye catcher’, by carelessly hanging the circle of light vertical, as a statement.

			NEW		NEW		NEW		NEW		NEW	
			SUPERLOOP SBL									
			Ø700mm	Ø900mm	Ø1200mm	Ø1700mm	Ø2000mm	Ø2500mm	Ø3000mm	Ø3500mm	Ø4000mm	Ø5000mm
			2786 - 3510lm	3845 - 4570lm	4951 - 6027lm	6721 - 8544lm	13230lm	16380lm	19530lm	22680lm	26460lm	33075lm
	HC		✓	✓	✓	✓	✓	✓	✓	✓	✓	✓
	NEW HC PLUS		✓	✓	✓							
	VC		✓	✓	✓							
	VR		✓	✓	✓							

			PATENT **SUPERLOOP MDL**									
			Ø700mm	Ø900mm	Ø1200mm	Ø1700mm	Ø2000mm	Ø2500mm	Ø3000mm	Ø3500mm	Ø4000mm	Ø5000mm
	HC		✓	✓	✓	✓	✓	✓	✓	✓	✓	✓
	NEW HC PLUS		✓	✓	✓							

			PATENT **SUPERLOOP MDL**									
			600 x 600mm	900 x 900mm	250 x 1100mm	250 x 1700mm						
	HC S		✓	✓	✓	✓						

MODULES FOR SUPERLOOP MDL

ACCENT LIGHTING				
SPY 52	SPY FOCUS	SPY 66	VIZIR	HEDRA

GENERAL LIGHTING			
FIX	FIX DOWN-UP	FIX D-U GT	XY180

SUPERLOOP PLUS

New within the favorite series of Superloop are the horizontal versions with integrated decorative panel on top. The profile has an additional compartment on the upper part which serves to hold a decorative element, be it to add a personal touch, improve acoustics or make a decorative element out of the minimalistic circle. Superloop Plus is available for all Superloop HC versions with a diameter up to 1200mm.
As so you can combine both Superloop SBL as MDL with an additional touch of style, one to offer general lighting and light up the panel, the other one to create accent lighting thanks to the additional spot modules that can be fixed onto the Superloop MDL.

www.deltalight.com/superloop-plus

SUPERLOOP PLUS HC MDL

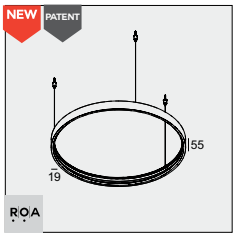

MDL		
Ø695 / 2,3	Ø924 / 3,0	Ø1191 / 3,9
20564 0000 ◇	**20565 0000** ◇	**20566 0000** ◇
◇ B / FBR / FG		
48V-DC		
INCL.3 x CABLE SUSP. SINGLE AUTO. 3m INCL.1 x CABLE 2 x 0,75mm²		
IP20		

LED POWER SUPPLY FOR MDL

NEW	48V / 100W	48V / 100W	NEW	48V / 200W	48V / 240W
	298 x 30 x 17	100 x 55 x 90		392 x 30 x 22	114 x 63 x 125
	21012 0230	**300 89 48 100**		**21012 0240**	**300 89 48 240**
	120-240V / 50-60HZ	110-240V / 50-60Hz		120-240V / 50-60HZ	100-240V / 50-60Hz
	IP20				

POWERBOX L

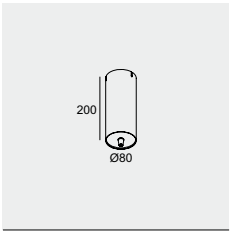

48V-DC / 50W
418 48 050 ◇
◇ B
110-240V / 50-60Hz
IP20

POWERBOX H

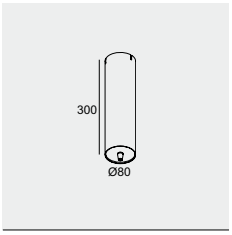

48V-DC / 100W
418 48 100 ◇
◇ B
110-240V / 50-60Hz
IP20

REQUIREMENTS
PANEL 70 LIGHT GREY ▸ **20548 0030** (for Ø695)
PANEL 70 DARK GREY ▸ **20548 0040** (for Ø695)
PANEL 90 LIGHT GREY ▸ **20548 0050** (for Ø924)
PANEL 90 DARK GREY ▸ **20548 0060** (for Ø924)
PANEL 120 LIGHT GREY ▸ **20548 0070** (for Ø1191)
PANEL 120 DARK GREY ▸ **20548 0080** (for Ø1191)

PANELS IN OTHER MATERIAL ON REQUEST

LED POWER SUPPLY
or
POWERBOX L / H

OPTIONS
SUSPENSION ST ▸ **15225 0340** B / W
CONNECTION ST ▸ **15225 0360** B / W
CABLE BASE R ◇ ▸ **203 99 55** ANO / B / W
COVERSET R ◇ (Ø 62) ▸ **204 00 62** ANO / B / W
COVERSET R ◇ (Ø 90) ▸ **204 00 90** ANO / B / W
COVERSET R ◇ (Ø100) ▸ **204 00 100** ANO / B / W
SMART 48 MODULATOR DIM9 ▸ **300 90 011**
SMART 48 MODULATOR WIRELESS DIM ▸ **300 90 012**

(SUPERLOOP-FIX & SUPERLOOP-XY180 NOT POSSIBLE)

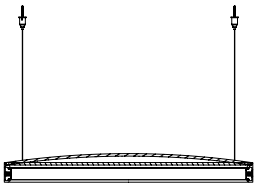

ALL PANELS: PET-FELT,
100% Polyester (60% recycled origin)

SUPERLOOP PLUS HC SBL

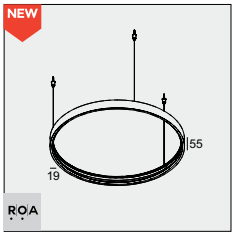

SBL		
Ø695 / 2,3	Ø924 / 3,0	Ø1191 / 3,9
3000K / CRI>90		
LED FLEX 20,5W / 2786lm / 500mA LED FLEX 30,3W / 3510lm / 700mA	LED FLEX 28,9W / 3845lm / 700mA LED FLEX 38,7W / 4570lm / 900mA	LED FLEX 37,2W / 4951lm / 900mA LED FLEX 51,9W / 6027lm / 1200mA
20561 9300 ◇	**20562 9300** ◇	**20563 9300** ◇
◇ B / FBR / FG / W		
INCL.3 x CABLE SUSP. SINGLE AUTO. 3m INCL.1 x CABLE 2 x 0,75mm²		
IP20		

LED POWER SUPPLY FOR SBL

DIM1: DIMMING BY 1-10V / DIM5: DIMMING BY DALI

500mA-DC / 27W DIM1	700mA-DC / 36W DIM1	700mA-DC / 38W DIM5	900mA-DC / 60W DIM5	1200mA-DC / 70W DIM1	1200mA-DC / 60W DIM5
98 x 43 x 30	98 x 43 x 30	147 x 44 x 30	124 x 79 x 22	240 x 59 x 40	220 x 85 x 31
Ø54	Ø54	Ø54	Ø84	Ø80	Ø95
300 90 127	**300 90 128**	**300 90 131**	**300 90 129**	**300 90 132**	**300 90 130**
220-240V / 50-60Hz	220-240V / 50-60Hz	220-240V / 50-60Hz	220-240V / 50-60Hz	220-240V / 50-60Hz	220-240V / 0|50-60Hz

IP20

POWERBOX H8

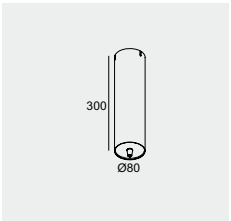

700mA-DC DIM5	1200mA-DC DIM1
321 55 307 ED5 ◇	**321 55 312 ED1** ◇
◇ B / W	
220-240V / 50-60Hz	110-240V / 50-60Hz
IP20	IP20

POWERBOX H9

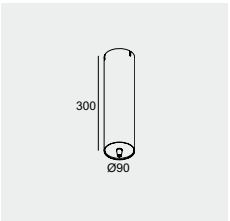

900mA-DC DIM5	1200mA-DC DIM5
20548 0015 ◇	**20548 0025** ◇
◇ B / W	
220-240V / 50-60Hz	220-240V / 50-60Hz
IP20	

POWERBOX L

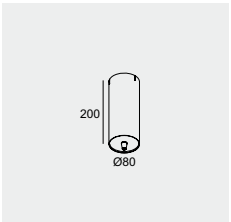

500mA-DC DIM1	700mA-DC DIM1
321 55 205 ED1 ◇	**321 55 207 ED1** ◇
◇ B / W	
220-240V / 50-60Hz	
IP20	

SUPERLOOP SBL

Superloop HC with circular light has the ability to diffuse light all around. It represents a universal symbol with extensive options, a perfect circle of light, rolled out of 1 aluminium profile and seamlessly welded together. The specially designed current controlled LEDflex inside Superloop SBL allows it to be dimmed in various ways. Diameters up to 1700mm and finishes in different colours let you create the setting you want.

Similar to Superloop SBL HC, but more dramatic in expression, Superloop SBL VC grants the opportunity to use light in a different way. The vertical circle of light draws the attention and stimulates creativity. For a more bold and expressive application you can opt for the Superloop VR, mounting the circle of light with a steel rod. Sculptural in presence, resonating with symbolism and respecting pure minimalism, the Superloop VR offers a very airy and remarkable element to your interior concept. Either as a single version or in a sequence to create striking vertical effects.

www.deltalight.com/superloop-sbl

INTERIOR DESIGN WEWANTMORE

SUPERLOOP HC SBL

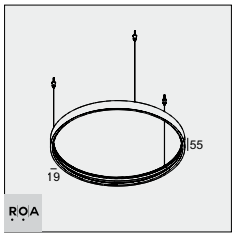

Ø 695
Ø 924
Ø 1191
Ø 1688

SBL			
Ø 695 / 2,3	Ø 924 / 3,0	Ø 1191 / 3,9	Ø 1688 / 5,5
3000K / CRI>90			
LED FLEX 20,5W / 2786lm / 500mA LED FLEX 30,3W / 3510lm / 700mA	LED FLEX 28,9W / 3845lm / 700mA LED FLEX 38,7W / 4570lm / 900mA	LED FLEX 37,2W / 4951lm / 900mA LED FLEX 51,9W / 6027lm / 1200mA	LED FLEX 51,6W / 6721lm / 1200mA LED FLEX 73,5W / 8544lm / 1700mA
321 107 93 ◇	**321 109 93** ◇	**321 112 93** ◇	**321 117 93** ◇
◇ B / FBR / FG / W			
INCL.3 x CABLE SUSP. SINGLE AUTO. 3m INCL.1 x CABLE 2 x 0,75mm²			
IP20			

NEW

Ø2000
Ø2500
Ø3000
Ø3500
Ø4000
Ø5000

SBL					
Ø2000 / 6,5	Ø2500 / 8,1	Ø3000 / 9,7	Ø3500 / 11,3	Ø4000 / 12,9	Ø5000 / 16,2
2 SEGMENTS	3 SEGMENTS	3 SEGMENTS	4 SEGMENTS	4 SEGMENTS	5 SEGMENTS
2 x LEDFLEX 69,3W / 6615lm / 24V-DC	3 x LEDFLEX 57,2W / 5460lm / 24V-DC	3 x LEDFLEX 68,2W / 6510lm / 24V-DC	4 x LEDFLEX 59,4W / 5670lm / 24V-DC	4 x LEDFLEX 69,3W / 6615lm / 24V-DC	5 x LEDFLEX 69,3W / 6615lm / 24V-DC
3000K / CRI>90					
20549 9300 ◇	**20550 9300** ◇	**20551 9300** ◇	**20552 9300** ◇	**20553 9300** ◇	**20554 9300** ◇
◇ B / FBR / FG / W					
INCL.2 x CABLE SUSP. SINGLE AUTO. 3m / SEGMENT INCL.1 x CABLE 2 x 0,75mm² / SEGMENT					
IP20					

SUPERLOOP HC SPR

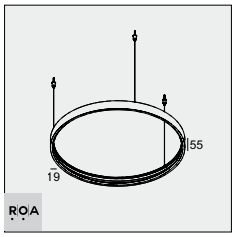

Ø 695
Ø 924
Ø 1191
Ø 1688

SPR			
Ø 695 / 2,3	Ø 924 / 3,0	Ø 1191 / 3,9	Ø 1688 / 5,5
3000K / CRI>90			
LED FLEX 20,5W / 2786lm / 500mA LED FLEX 30,3W / 3510lm / 700mA	LED FLEX 28,9W / 3845lm / 700mA LED FLEX 38,7W / 4570lm / 900mA	LED FLEX 37,2W / 4951lm / 900mA LED FLEX 51,9W / 6027lm / 1200mA	LED FLEX 51,6W / 6721lm / 1200mA LED FLEX 73,5W / 8544lm / 1700mA
321 207 93 ◇	**321 209 93** ◇	**321 212 93** ◇	**321 217 93** ◇
◇ B / FBR / FG / W			
INCL.3 x CABLE SUSP. SINGLE AUTO. 3m INCL.1 x CABLE 2 x 0,75mm²			
IP20			

REQUIREMENTS
LED POWER SUPPLY
or
POWERBOX L / H (for HC and VC versions, except 24V-DC)

OPTIONS
CONNECTION ST ▸ **15225 0360** B / W
SUSPENSION ST ▸ **15225 0340** B / W
CABLE BASE R ◇ ▸ **203 99 55** ANO / B / W
COVERSET R ◇ (Ø 62) ▸ **204 00 62** ANO / B / W
COVERSET R ◇ (Ø 90) ▸ **204 00 90** ANO / B / W
COVERSET R ◇ (Ø100) ▸ **204 00 100** ANO / B / W



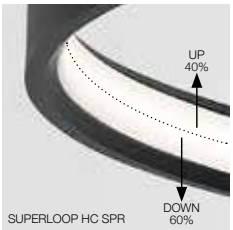

SUPERLOOP VC

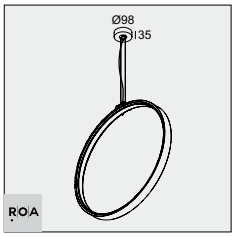

Ø 695
Ø 924
Ø 1191

Ø 695 / 2,7	Ø 924 / 3,4	Ø 1191 / 4,3
3000K / CRI>90		
LED FLEX 20,5W / 2786lm / 500mA LED FLEX 30,3W / 3510lm / 700mA	LED FLEX 28,9W / 3845lm / 700mA LED FLEX 38,7W / 4570lm / 900mA	LED FLEX 37,2W / 4951lm / 900mA LED FLEX 51,9W / 6027lm / 1200mA
321 507 93 ◇	**321 509 93** ◇	**321 512 93** ◇
◇ B / FBR / FG / W		
INCL.2 x CABLE SUSP. SINGLE AUTO. 3m INCL.1 x CABLE 2 x 0,75mm²		
III IP20		

SUPERLOOP VR

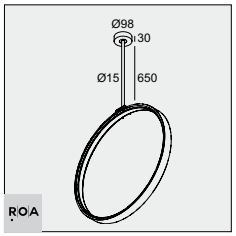

Ø 695
Ø 924
Ø 1191

Ø 695 / 3,1	Ø 924 / 3,8	Ø 1191 / 4,7
3000K / CRI>90		
LED FLEX 20,5W / 2786lm / 500mA LED FLEX 30,3W / 3510lm / 700mA	LED FLEX 28,9W / 3845lm / 700mA LED FLEX 38,7W / 4570lm / 900mA	LED FLEX 37,2W / 4951lm / 900mA LED FLEX 51,9W / 6027lm / 1200mA
321 407 93 ◇	**321 409 93** ◇	**321 412 93** ◇
◇ B / FBR / FG / W		
INCL.1 x ROD SUSPENSION 0,65m INCL.1 x CABLE 2 x 0,75mm²		
III IP20		

LED POWER SUPPLY

DIM1: DIMMING BY 1-10V / DIM5: DIMMING BY DALI

500mA-DC / 27W DIM1	700mA-DC / 36W DIM1	700mA-DC / 38W DIM5	900mA-DC / 60W DIM5	1200mA-DC / 70W DIM1	1200mA-DC / 60W DIM5	1700mA-DC / 99W DIM1
98 x 43 x 30	98 x 43 x 30	147 x 44 x 33	124 x 79 x 22	240 x 59 x 40	220 x 85 x 31	240 x 59 x 40
Ø54	Ø54	Ø54	Ø84	Ø80	Ø95	Ø80
300 90 127	**300 90 128**	**300 90 131**	**300 90 129**	**300 90 132**	**300 90 130**	**300 90 133**
220-240V / 50-60Hz	220-240V / 50-60Hz	220-240V / 50-60Hz	220-240V / 50-60Hz	220-240V / 50-60Hz	220-240V / 0|50-60Hz	220-240V / 50-60Hz

IP20

POWERBOX L

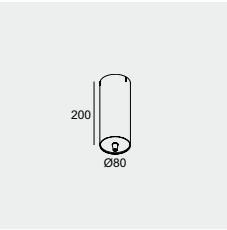

500mA-DC DIM1	700mA-DC DIM1
321 55 205 ED1 ◇	**321 55 207 ED1** ◇
◇ B / W	
220-240V / 50-60Hz	
IP20	

POWERBOX H8

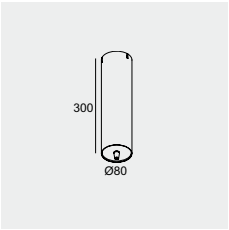

700mA-DC DIM5	1200mA-DC DIM1	1700mA-DC DIM1
321 55 307 ED5 ◇	**321 55 312 ED1** ◇	**321 55 317 ED1** ◇
◇ B / W		
220-240V / 50-60Hz	110-240V / 50-60Hz	
IP20	IP20	

POWERBOX H9

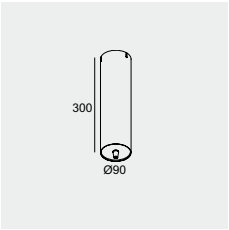

900mA-DC DIM5	1200mA-DC DIM5
20548 0015 ◇	**20548 0025** ◇
◇ B / W	
220-240V / 50-60Hz	220-240V / 50-60Hz
IP20	

SUPERLOOP MDL

Superloop is also available in a round or square shape with a Delta Light custom engineered 48V low voltage track on the inside. This allows you to position and move light modules all around, offering maximum flexibility and allowing you to meet any need of the project.
The modules enable you to move from subtle functionality to very expressive or timeless elegance. The Flemish Gold and Flemish Bronze finishes or the Spot modules Vizir and Hedra offer you a way to upgrade the minimal appearance of the loop. By adding the Fix modules with down- or down-up light, combined with a clear or frosted glass, you can transform your Superloop into a modern chandelier. Looking for a more expressive and unique statement? Just plug and play with the ledtubes of the XY180 collection.

www.deltalight.com/superloop-mdl

SUPERLOOP MDL

SUPERLOOP HC MDL

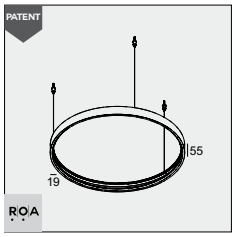

Ø695
Ø924
Ø1191
Ø1688

Ø695 / 2,3	Ø924 / 3,0	Ø1191 / 3,9	Ø1688 / 5,5
418 481 07 ◇	**418 481 09** ◇	**418 481 12** ◇	**418 481 17** ◇

◇ B / FBR / FG

INCL.3 x CABLE SUSP. SINGLE AUTO. 3m
INCL.1 x CABLE 2 x 0,75mm²

IP20

NEW

Ø2000
Ø2500
Ø3000
Ø3500
Ø4000
Ø5000

MDL					
Ø2000 / 6,0	Ø2500 / 7,6	Ø3000 / 9,0	Ø3500 / 10,5	Ø4000 / 12,1	Ø5000 / 15,1
2 SEGMENTS	3 SEGMENTS	3 SEGMENTS	4 SEGMENTS	4 SEGMENTS	5 SEGMENTS
20555 0000 ◇	**20556 0000** ◇	**20557 0000** ◇	**20558 0000** ◇	**20559 0000** ◇	**20560 0000** ◇

◇ B / FBR / FG

INCL.2 x CABLE SUSP. SINGLE AUTO. 3m / SEGMENT
INCL.1 x CABLE 2 x 0,75mm² / SEGMENT

IP20

SUPERLOOP S HC MDL

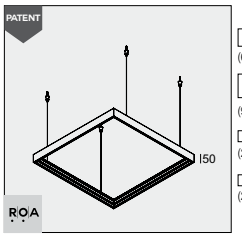

(600 x 600)
(900 x 900)
(250 x 1100)
(250 x 1693)

600 x 600 / 3,0	900 x 900 / 3,7	250 x 1100 / 3,0	250 x 1700 / 3,7
418 482 106 ◇	**418 482 109** ◇	**418 482 211** ◇	**418 482 217** ◇

◇ B

INCL.4 x CABLE SUSP. SINGLE AUTO. 3m
INCL.1 x CABLE 2 x 0,75mm²

IP20

LED POWER SUPPLY FOR MDL

NEW **48V / 100W**	**48V / 100W**	NEW **48V / 200W**	**48V / 240W**
C 298 x 30 x 17 A-B	C 100 x 55 x 90 A-B	C 392 x 30 x 22 A-B	C 114 x 63 x 125 A-B
21012 0230	**300 89 48 100**	**21012 0240**	**300 89 48 240**
120-240V / 50-60HZ	110-240V / 50-60Hz	120-240V / 50-60HZ	100-240V / 50-60Hz

IP20

POWERBOX L

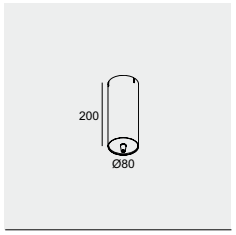

48V-DC / 50W
418 48 050 ◇
◇ B
110-240V / 50-60Hz
IP20

POWERBOX H

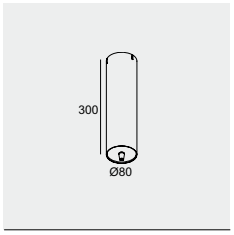

48V-DC / 100W
418 48 100 ◇
◇ B
110-240V / 50-60Hz
IP20

POWERBOX F

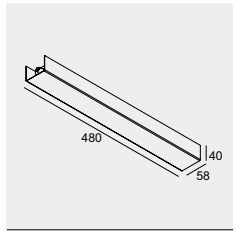

48V-DC / 60W
300 48 060 ◇
◇ B
110-240V / 50-60Hz
IP20

REQUIREMENTS
LED POWER SUPPLY 48V-DC
or
POWERBOX 48V-DC L / H (for superloop HC)
POWERBOX 48V-DC F (for superloop S HC)

OPTIONS
CONNECTION ST ▸ **15225 0360** B / W
SUSPENSION ST ▸ **15225 0340** B / W
CABLE BASE R ◇ ▸ **203 99 55** ANO / B / W
COVERSET R ◇ (Ø 62) ▸ **204 00 62** ANO / B / W
COVERSET R ◇ (Ø 90) ▸ **204 00 90** ANO / B / W
COVERSET R ◇ (Ø100) ▸ **204 00 100** ANO / B / W
CABLE BASE S ◇ ▸ **203 99 56** ANO / B / W
COVERSET S ◇ (62) ▸ **204 62 62** ANO / B / W
COVERSET S ◇ (80) ▸ **204 80 80** ANO / B / W
COVERSET S ◇ (90) ▸ **204 90 90** ANO / B / W
SMART 48 MODULATOR DIM9 ▸ **300 90 011**
SMART 48 MODULATOR WIRELESS DIM ▸ **300 90 012**

(SUPERLOOP-FIX & SUPERLOOP-XY180 NOT POSSIBLE)

SUPERLOOP-SPY 52 MDL

SOFT DIM

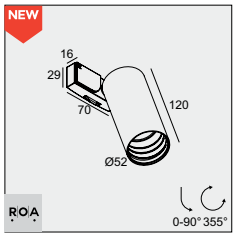

3000K / CRI>90		2700K / CRI>90		2700-1800K / CRI>90	
LED 8.6W / 1089lm / 48V-DC		LED 8.6W / 1041lm / 48V-DC		LED 9W / 945lm / 48V-DC	
20°	45°	20°	45°	20°	45°
20567 9320 ◇	**20567 9330** ◇	**20567 9220** ◇	**20567 9230** ◇	**20568 9020** ◇	**20568 9030** ◇
◇ B / FBR / GC / FG / W					

0,4 IP20

SUPERLOOP-SPY 66 MDL

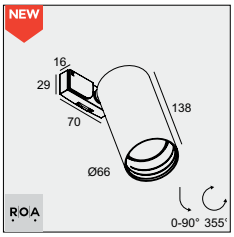

3000K / CRI>90			2700K / CRI>90		
LED 17.1W / 2125lm / 48V-DC			LED 17.1W / 2068lm / 48V-DC		
18°	30°	45°	18°	30°	45°
20569 9310 ◇	**20569 9320** ◇	**20569 9330** ◇	**20569 9210** ◇	**20569 9220** ◇	**20569 9230** ◇
◇ = B / W					

0,6 IP20

SUPERLOOP-SPY FOCUS LP MDL

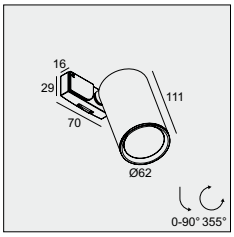

3000K / CRI>90	2700K / CRI>90
LED 9W / 1076lm / 48V-DC	LED 9W / 1067lm / 48V-DC
8-43°	
20547 9300 ◇	**20547 9200** ◇
◇ B / FBR / FG	

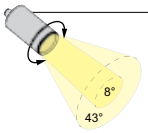

0,6 IP20

SUPERLOOP-SPY FOCUS MP MDL

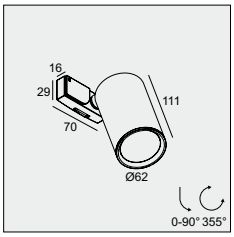

3000K / CRI>90	2700K / CRI>90
LED 17.1W / 2125lm / 48V-DC	LED 17.1W / 2068lm / 48V-DC
12-45°	
20546 9300 ◇	**20546 9200** ◇
◇ B / FBR / FG	

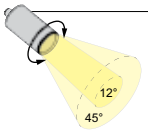

0,6 IP20

REQUIREMENTS
SPY 52 TUBE ◇ ▸ **19810 0100** B / FBR / FG / GC / W
SPY 66 TUBE ◇ ▸ **24611 0100** B / FBR / FG / GC / W
VIZIR TUBE ◇ ▸ **473 01 00** B / FBR / FG / W (for vizir MDL and hedra MDL)

ACCESSORIES
HONEYCOMB / LENS / GLASS 42 (for spy 52)
HONEYCOMB / GLASS / LENS 57 (for spy 66)
VIZIR HONEYCOMB / LENS / GLASS 40 (for vizir MDL and hedra MDL)

SUPERLOOP-VIZIR MDL

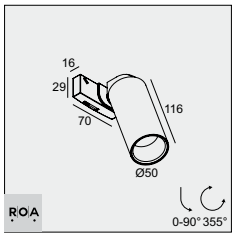

CRI 90 UP GRADE		CRI 90 UP GRADE	
3000K / CRI>90	3000K / CRI>90	2700K / CRI>90	2700K / CRI>90
LED 5.7W / 519lm / 48V-DC	LED 7.1W / 812lm / 48V-DC	LED 5.7W / 519lm / 48V-DC	LED 7.1W / 779lm / 48V-DC
8°	33°	8°	33°
20543 9310 ◇	**418 367 811 932 MDL** ◇	**20543 9210** ◇	**418 367 811 922 MDL** ◇
◇ BBR / GC			
0,3 IP20			

SUPERLOOP-HEDRA MDL

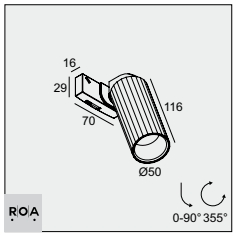

CRI 90 UP GRADE		CRI 90 UP GRADE	
3000K / CRI>90	3000K / CRI>90	2700K / CRI>90	2700K / CRI>90
LED 5.7W / 519lm / 48V-DC	LED 7.1W / 812lm / 48V-DC	LED 5.7W / 519lm / 48V-DC	LED 7.1W / 779lm / 48V-DC
8°	33°	8°	33°
20514 9310 ◇	**418 368 811 932 MDL** ◇	**20514 9210** ◇	**418 368 811 922 MDL** ◇
◇ BBR / GC			
0,3 IP20			

SUPERLOOP-XY180 MDL

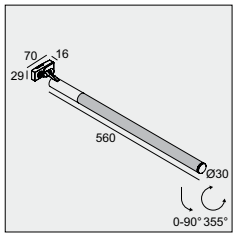

3000K / CRI>90
LED CLUSTER 8,9W / 1050lm / 48V-DC
418 561 93 MDL ◇
◇ B
0,4 IP20

INTERIOR CEILING

SUPERLOOP-FIX 40 MDL

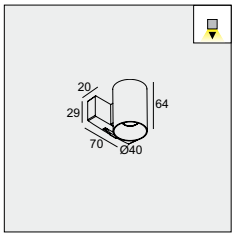

3000K / CRI>80	2700K / CRI>80
4,1W / 4.1W / 420lm / 48V-DC	
20°	
418 161 832 MDL◇	**418 161 822 MDL ◇**
◇ B	
0,2 IP20	

SUPERLOOP-FIX 45 MDL

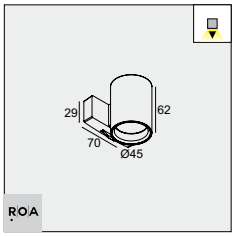

3000K / CRI>90	2700K / CRI>90
8.1W / 877lm / 48V-DC	
40°	
418 263 933 MDL◇	**418 263 923 MDL ◇**
◇ B	
0,2 IP20	

SUPERLOOP-FIX 40 DOWN-UP MDL

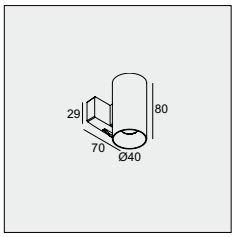

3000K / CRI>80	2700K / CRI>80
2,1W / 227lm (UP) / 48V-DC 4.1W / 420lm (DOWN) / 48V-DC	2,1W / 213lm (UP) / 48V-DC 4.1W / 420lm (DOWN) / 48V-DC
20°	
418 162 832 MDL◇	**418 162 822 MDL ◇**
◇ B	
0,2 IP20	

SUPERLOOP-FIX 40 DOWN-UP GT MDL

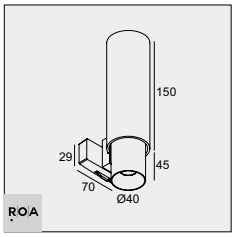

3000K / CRI>80	2700K / CRI>80
2,1W / 227lm (UP) / 48V-DC 4.1W / 420lm (DOWN) / 48V-DC	2,1W / 213lm (UP) / 48V-DC 4.1W / 420lm (DOWN) / 48V-DC
20°	
418 163 832 MDL ◇	**418 163 822 MDL ◇**
◇ B	
0,2 IP20	

REQUIREMENTS
MIDISPY TUBE ◇ ▸ **414 03 00** B / FBR / FG / MMAT / SG / W (for fix 45 MDL)
FIX 40 GLASS CLEAR ◇ ▸ **418 163 01** (for fix 40 DOWN-UP GT MDL)
FIX 40 GLASS FROSTED ◇ ▸ **418 163 02** (for fix 40 DOWN-UP GT MDL)

LASS-OH!

Lass-Oh! glides through the room as a snake sliding through the greensward, showing off its slim cylindrical contour in combination with the miniature LED clusters hidden inside its body. The variety in shape - straight lines or curved squares and rectangles - in combination with the optional shades make of Lass-Oh! a very decorative lighting solution.
Nevertheless, Lass-Oh! can easily be hung in every residential, retail or office project thanks to its low-glare LED dots that are hidden away into the profile.

www.deltalight.com/lass-oh

LASS-OH! 6060

LASS-OH! L

LASS-OH! + JIHA! S

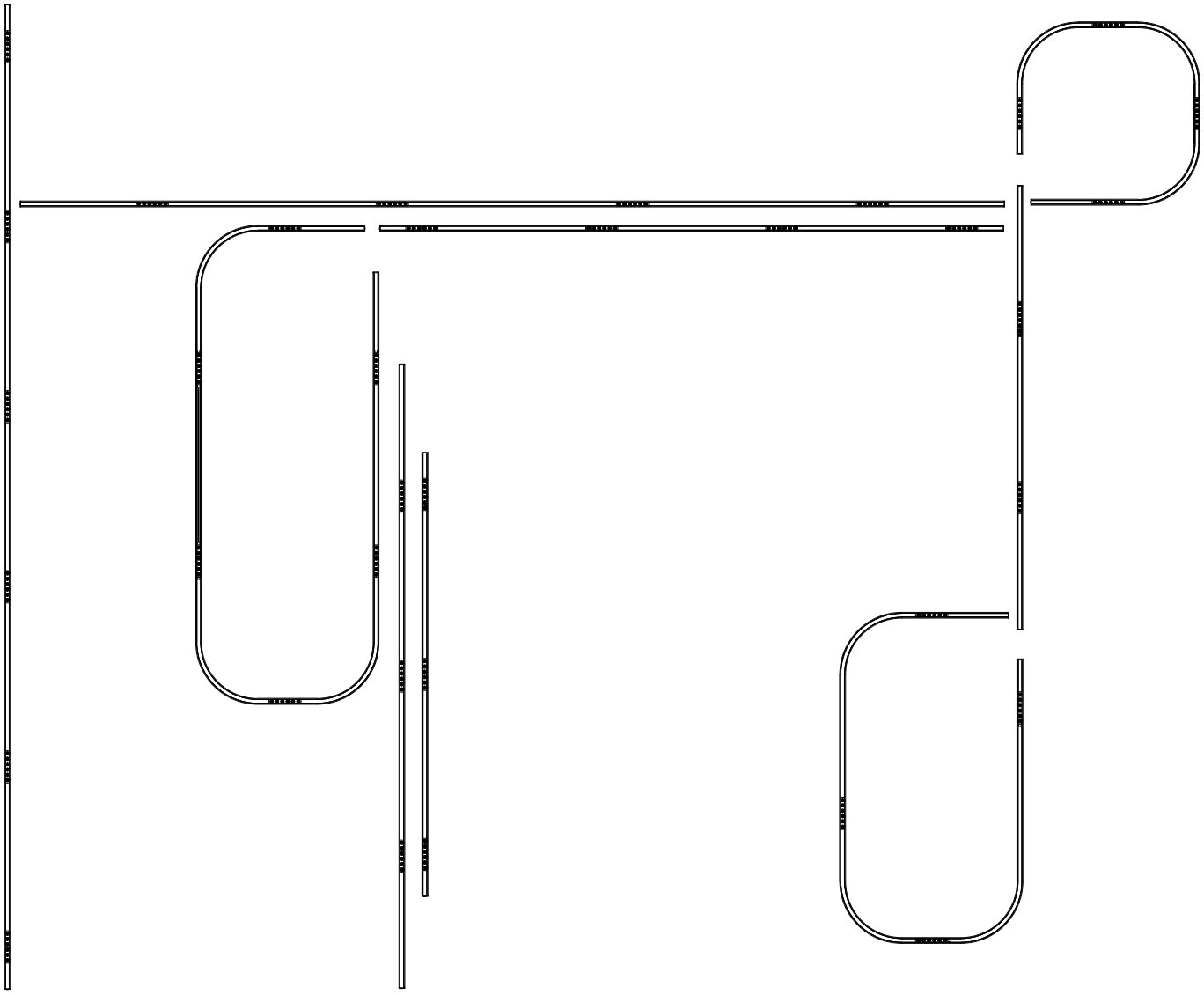

LASS-OH! 6060

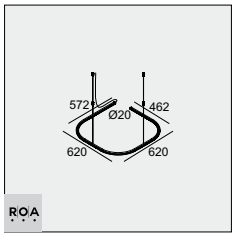

3000K / CRI>90	2700K / CRI>90
4 x LED CLUSTER 6W / 606lm / 350mA	4 x LED CLUSTER 6W / 588lm / 350mA
34°	
24811 9320 ◇	**24811 9220** ◇
◇ B / GC	

INCL.4 x CABLE SUSP. SINGLE AUTO. 1.6m BLACK
INCL.1 x CABLE 2 x 0,75mm²

III 1,2 IP20

LASS-OH! 60110

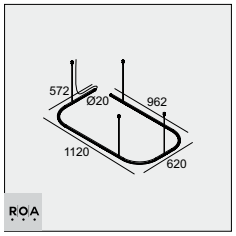

3000K / CRI>90	2700K / CRI>90
4 x LED CLUSTER 6W / 606lm / 350mA	4 x LED CLUSTER 6W / 588lm / 350mA
34°	
24812 9320 ◇	**24812 9220** ◇
◇ B / GC	

INCL.4 x CABLE SUSP. SINGLE AUTO. 1.6m BLACK
INCL.1 x CABLE 2 x 0,75mm²

III 1,5 IP20

LASS-OH! 60160

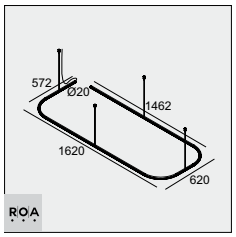

3000K / CRI>90	2700K / CRI>90
6 x LED CLUSTER 6W / 606lm / 350mA	6 x LED CLUSTER 6W / 588lm / 350mA
34°	
24813 9320 ◇	**24813 9220** ◇
◇ B / GC	

INCL.4 x CABLE SUSP. SINGLE AUTO. 1.6m BLACK
INCL.1 x CABLE 2 x 0,75mm²

III 1,9 IP20

REQUIREMENTS
LED POWER SUPPLY MULTI POWER / DIM
or
LASS-OH! POWERBOX B

OPTIONS
CONNECTION ST ▸ **15225 0360** B / W
SUSPENSION ST ▸ **15225 0340** B / W
CABLE BASE R ◇ ▸ **203 99 55** ANO / B / W
COVERSET R ◇ (Ø 62) ▸ **204 00 62** ANO / B / W
COVERSET R ◇ (Ø 90) ▸ **204 00 90** ANO / B / W
COVERSET R ◇ (Ø100) ▸ **204 00 100** ANO / B / W

ACCESSORIES (not for Line 6060)
JIHA! R ◇ ▸ **24814 0030** B
JIHA! S ◇ ▸ **24814 0020** B

JIHA! R

JIHA! S

LASS-OH! L150

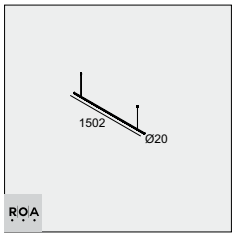

3000K / CRI>90		2700K / CRI>90	
2 x LED CLUSTER 6W / 606lm / 350mA	3 x LED CLUSTER 6W / 606lm / 350mA	2 x LED CLUSTER 6W / 588lm / 350mA	3 x LED CLUSTER 6W / 588lm / 350mA
34°			
24815 9320 ◇	**24816 9320 ◇**	**24815 9220 ◇**	**24816 9220 ◇**
◇ B / GC			

INCL.2 x CABLE SUSP. SINGLE AUTO. 1.6m BLACK
INCL.1 x CABLE 2 x 0,75mm²

III 1,0 IP20

LASS-OH! L210

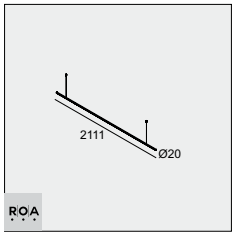

3000K / CRI>90		2700K / CRI>90	
3 x LED CLUSTER 6W / 606lm / 350mA	4 x LED CLUSTER 6W / 606lm / 350mA	3 x LED CLUSTER 6W / 588lm / 350mA	4 x LED CLUSTER 6W / 588lm / 350mA
34°			
24817 9320 ◇	**24818 9320 ◇**	**24817 9220 ◇**	**24818 9220 ◇**
◇ B / GC			

INCL.2 x CABLE SUSP. SINGLE AUTO. 1.6m BLACK
INCL.1 x CABLE 2 x 0,75mm²

III 1,2 IP20

LASS-OH! L330

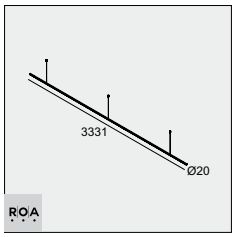

3000K / CRI>90		2700K / CRI>90	
4 x LED CLUSTER 6W / 606lm / 350mA	6 x LED CLUSTER 6W / 606lm / 350mA	4 x LED CLUSTER 6W / 588lm / 350mA	6 x LED CLUSTER 6W / 588lm / 350mA
34°			
24820 9320 ◇	**24819 9320 ◇**	**24820 9220 ◇**	**24819 9220 ◇**
◇ B / GC			

INCL.3 x CABLE SUSP. SINGLE AUTO. 1.6m BLACK
INCL.1 x CABLE 2 x 0,75mm²

III 1,7 IP20

LED POWER SUPPLY

DIM1: DIMMING BY 1-10V / DIM5: DIMMING BY DALI

NON DIM	DIM1	DIM5
97 x 44 x 22	97 x 44 x 30	97 x 44 x 30
21012 0010	**21012 0021**	**21012 0035**
220-240V / 50-60Hz		

IP20

LASS-OH! POWERBOX

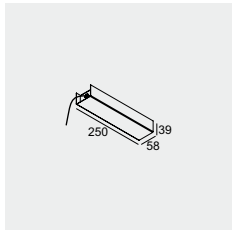

NON DIM	DIM1	DIM5
24814 0010 ◇	**24814 0011 ◇**	**24814 0015 ◇**
◇ B		
220-240V / 50-60Hz		

I IP20

INFORM

A WORKING TOOL

The Inform family is an extensive range of linear and curved lighting solutions, designed to be used in applications that include task areas, like landscape offices, meeting rooms, reception desks, home office,… Areas which need technical architectural lighting at its best: eye for design, eye for the user and eye for performance.
The base of this family is a combination of Delta Light's Melanopic Light Technology (MLT) with high efficient louvre optics.

ULTIMATE VISUAL COMFORT

Different from the fluorescent tubes, a LED array is build up out of multiple LEDs. Therefore, the reflector is designed to perfectly embrace every individual LED module in a way to boost the efficiency of the complete luminaire while maintaining a high level of visual comfort as every LED dot is shielded from being looked into.

PURE MINIMALISM

Inform SQ breaths refinement in all its aspects. Its slender dimensions of 28 by 28mm weld in seamlessly in any architecture.
By letting the power run over the suspension cables, there is no need for additional supply cables, emphasizing the minimalistic looks of the profile.
The subtle details empower its sublime design: the recessed endcaps with integrated logo, the multiple colour combinations, the design of the powerbox in line with the profile design, all of them adding to the pure minimalism where Inform SQ stands for.

www.deltalight.com/inform-sq

			INFORM ROUND				INFORM SQ
INTERIOR		ON			L 2312 mm		L 1440 mm L 2000 mm L 2820 mm
					Ø 777 mm		
					Ø 777 mm		
					2x Ø 777 mm L 1526 mm		
		DOWN			L 2312 mm		L 1440 mm L 2000 mm L 2820 mm
					Ø 777 mm		
		DOWN-UP			L 2312 mm		L 1440 mm L 2000 mm L 2820 mm
		DOWN DOWN-UP			Ø 777 mm		
					Ø 777 mm		
					2x Ø 777 mm L 1526 mm		
	PRO	MAGNETIC					L 838 mm

REMOTE POWER SUPPLY

INTEGRATED POWER SUPPLY

CENTRALIZED POWER SUPPLY

REQUIREMENTS ▸ INFO FOLD-OUT RIGHT / **OPTIONS ▸** INFO TECHNICAL CHAPTER / **ACCESSORIES ▸** INFO FOLD-OUT LEFT

OTHER CRI OR KELVIN ON REQUEST

INFORM SQ **MLT** - MELANOPIC LIGHT TECHNOLOGY

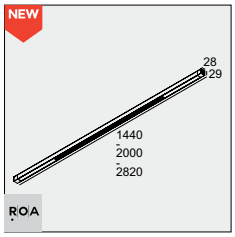

4000K / CRI>80					
L1440mm / 1,0		L2000mm / 1,6		L2820mm / 2,2	
144-3	144-5	200-4	200-7	282-6	282-10
LED CLUSTER * 10,2W / 1846lm (HP) 15,3W / 2632lm	LED CLUSTER *17,0W / 3077lm (HP) 25,5W / 4386lm	LED CLUSTER * 13,6W / 2462lm (HP) 20,4W / 3509lm	LED CLUSTER *23,8W / 4308lm (HP) 35,7W / 6140lm	LED CLUSTER * 20,4W / 3692lm (HP) 30,6W / 5263lm	LED CLUSTER * 34,0W / 6154lm (HP) 51,0W / 8772lm
67°					
25523 8420 ◇	**25524 8420** ◇	**25525 8420** ◇	**25526 8420** ◇	**25527 8420** ◇	**25528 8420** ◇
◇ B-B / B-MMAT / W-B / W-W					

* Power selection
to be set on driver

3000K / CRI>80					
L1440mm / 1,0		L2000mm / 1,6		L2820mm / 2,2	
144-3	144-5	200-4	200-7	282-6	282-10
LED CLUSTER * 10,2W / 1765lm (HP) 15,3W / 2509lm	LED CLUSTER * 17,0W / 2941lm (HP) 25,5W / 4182lm	LED CLUSTER * 13,6W / 2353lm (HP) 20,4W / 3346lm	LED CLUSTER * 23,8W / 4117lm (HP) 35,7W / 5855lm	LED CLUSTER * 20,4W / 3529lm (HP) 30,6W / 5018lm	LED CLUSTER * 34,0W / 5882lm (HP) 51,0W / 8364lm
67°					
25523 8320 ◇	**25524 8320** ◇	**25525 8320** ◇	**25526 8320** ◇	**25527 8320** ◇	**25528 8320** ◇
◇ B-B / B-MMAT / W-B / W-W					

IP20 UGR <19

INFORM SQ B-B


INFORM SQ B-MMAT

INFORM SQ W-B

INFORM SQ W-W

OPTIONS
SUSPENSION + CONNECTION ST ▸ **15225 0350** B / W

REQUIREMENTS
POWER SUPPLY
or
POWERBOX

POWERBOX

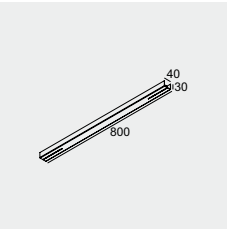

LED POWER SUPPLY

DIM5: DIMMING BY DALI	17W	25W	45W	60W	100W
	200 x 70 x 31	200 x 70 x 31	215 x 70 x 31	220 x 85 x 31	235 x 100 x 31
	Ø78	Ø78	Ø78	Ø92	Ø106
NON DIM	**25510 0420**	**25510 0440**	**25510 0430**	**25510 0450**	**25510 0460**
DIM 5	**25510 0375**	**25510 0395**	**25510 0385**	**25510 0405**	**25510 0415**
	220-240V / 0|50-60Hz IP20				

POWERBOX

DIM5: DIMMING BY DALI	25W	35W	50W	75W
	800 x 40 x 30			
	◇ B / W			
NON DIM	**25510 0030** ◇	-	**25510 0010** ◇	**25510 0020** ◇
DIM 5	-	**25510 0045** ◇	**25510 0015** ◇	**25510 0025** ◇
	220-240V / 0|50-60Hz 1,3 IP20			

INFORM SQ

144-3	1				
144-5			1		
200-4		1			
200-7			1		
282-6			1		
282-10				1	
144-3 D/U			1		
144-5 D/U			1		
200-4 D/U			1		
200-7 D/U				1	
282-6 D/U				1	
282-10 D/U					1

INFORM SQ C

144-3	1	1		
144-5			1	
200-4			1	
200-7			1	
282-6			1	
282-10				1
144-3 D/U			1	
144-5 D/U			1	
200-4 D/U			1	
200-7 D/U				1
282-6 D/U				1
282-10 D/U				1

LED POWER SUPPLY incl.
STRAIN RELIEF

INFORM SQ C DOWN **MLT** - MELANOPIC LIGHT TECHNOLOGY

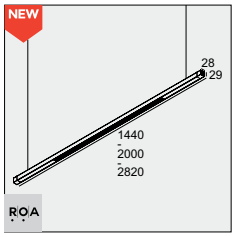

4000K / CRI>80					
L1440mm / 1,0		L2000mm / 1,6		L2820mm / 2,2	
144-3	144-5	200-4	200-7	282-6	282-10
LED CLUSTER * 10,2W / 1846lm (HP) 15,3W / 2632lm	LED CLUSTER * 17,0W / 3077lm (HP) 25,5W / 4386lm	LED CLUSTER * 13,6W / 2462lm (HP) 20,4W / 3509lm	LED CLUSTER * 23,8W / 4308lm (HP) 35,7W / 6140lm	LED CLUSTER * 20,4W / 3692lm (HP) 30,6W / 5263lm	LED CLUSTER * 34,0W / 6154lm (HP) 51,0W / 8772lm
67°	67°	67°	67°	67°	67°
25511 8420 ◇	**25513 8420** ◇	**25515 8420** ◇	**25517 8420** ◇	**25519 8420** ◇	**25521 8420** ◇
◇ B-B / B-MMAT / W-B / W-W					

3000K / CRI>80					
L1440mm / 1,0		L2000mm / 1,6		L2820mm / 2,2	
144-3	144-5	200-4	200-7	282-6	282-10
LED CLUSTER * 10,2W / 1765lm (HP) 15,3W / 2509lm	LED CLUSTER * 17,0W / 2941lm (HP) 25,5W / 4182lm	LED CLUSTER * 13,6W / 2353lm (HP) 20,4W / 3346lm	LED CLUSTER * 23,8W / 4117lm (HP) 35,7W / 5855lm	LED CLUSTER * 20,4W / 3529lm (HP) 30,6W / 5018lm	LED CLUSTER * 34,0W / 5882lm (HP) 51,0W / 8364lm
67°	67°	67°	67°	67°	67°
25511 8320 ◇	**25513 8320** ◇	**25515 8320** ◇	**25517 8320** ◇	**25519 8320** ◇	**25521 8320** ◇
◇ B-B / B-MMAT / W-B / W-W					

POWER VIA CABLE SUSPENSION
INCL.2 x CABLE SUSP. SINGLE AUTO 1,6m FOR L1440 & L2000
INCL.3 x CABLE SUSP. SINGLE AUTO 1,6m FOR L2820

IP20 UGR <19

INFORM SQ C DOWN-UP **MLT** - MELANOPIC LIGHT TECHNOLOGY

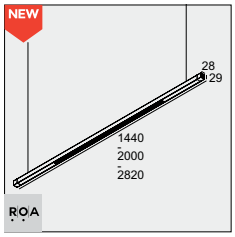

4000K / CRI>80					
L1440mm / 1,1		L2000mm / 1,7		L2820mm / 2,3	
144-3	144-5	200-4	200-7	282-6	282-10
LED CLUSTER UP 13,6W / 2462lm DOWN 10,2W / 1846lm	LED CLUSTER UP 13,6W / 2462lm DOWN 17W / 3077lm	LED CLUSTER UP 20,4W / 3692lm DOWN 13,6W / 2462lm	LED CLUSTER UP 20,4W / 3692lm DOWN 23,8W / 4308lm	LED CLUSTER UP 27,2W / 4923lm DOWN 20,4W / 3692lm	LED CLUSTER UP 27,2W / 4923lm DOWN 34W / 6154lm
67° (DOWN)	67° (DOWN)	67° (DOWN)	67° (DOWN)	67° (DOWN)	67° (DOWN)
25512 8420 ◇	**25514 8420** ◇	**25516 8420** ◇	**25518 8420** ◇	**25520 8420** ◇	**25522 8420** ◇
◇ B-B / B-MMAT / W-B / W-W					

3000K / CRI>80					
L1440mm / 1,1		L2000mm / 1,7		L2820mm / 2,3	
144-3	144-5	200-4	200-7	282-6	282-10
LED CLUSTER UP 13,6W / 2353lm DOWN 10,2W / 1765lm	LED CLUSTER UP 13,6W / 2353lm DOWN 17W / 2941lm	LED CLUSTER UP 20,4W / 3529lm DOWN 13,6W / 2353lm	LED CLUSTER UP 20,4W / 3529lm DOWN 23,8W / 4117lm	LED CLUSTER UP 27,2W / 4706lm DOWN 20,4W / 3529lm	LED CLUSTER UP 27,2W / 4706lm DOWN 34W / 5882lm
67° (DOWN)	67° (DOWN)	67° (DOWN)	67° (DOWN)	67° (DOWN)	67° (DOWN)
25512 8320 ◇	**25514 8320** ◇	**25516 8320** ◇	**25518 8320** ◇	**25520 8320** ◇	**25522 8320** ◇
◇ B-B / B-MMAT / W-B / W-W					

POWER VIA CABLE SUSPENSION
INCL.2 x CABLE SUSP. SINGLE AUTO 1,6m FOR L1440 & L2000
INCL.3 x CABLE SUSP. SINGLE AUTO 1,6m FOR L2820

IP20 UGR <16

INFORM R

CREATIVE FREEDOM

Who says light for the workplace needs to be boring? Inform R enables you to bring a touch of creativity into the clean and straight lines of the contemporary office environment.
Inform R is a family of atypical shapes which are still compliant with the EN 12464, the standard for office lighting.
Different geometric shapes - based on 1 curved segment - to feed your expressiveness and imagination: combine different forms, use quirky colour combinations, diversify different application areas by alternating Inform SQ with Inform R, feel free to play!

www.deltalight.com/inform-r

INFORM R1

INFORM R3

INFORM R4

INFORM R4

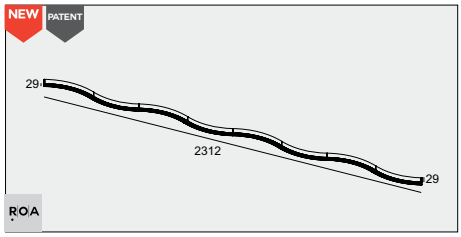

3000K / CRI>90	2700K / CRI>90
LED CLUSTER 23,8W / 3594lm / 700mA	LED CLUSTER 23,8W / 3546lm / 700mA
71°	
26824 9320 ◇	**26824 9220** ◇
◇ B-B / B-MMAT / FG-B / W-B / W-W	

1,8 IP20 UGR <19

INFORM R4 C DOWN

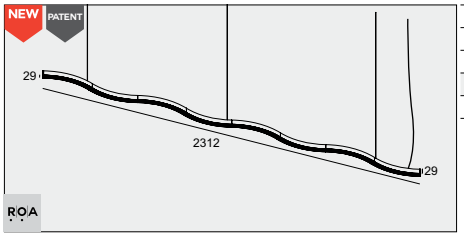

3000K / CRI>90	2700K / CRI>90
LED CLUSTER 23,8W / 3594lm / 700mA	LED CLUSTER 23,8W / 3546lm / 700mA
71°	
26825 9320 ◇	**26825 9220** ◇
◇ B-B / B-MMAT / FG-B / W-B / W-W	

INCL.1 x CABLE 5 x 0.75mm²
INCL.3 x CABLE SUSP. SINGLE AUTO 1,6m

2,0 IP20 UGR <19

INFORM R4 C DOWN-UP

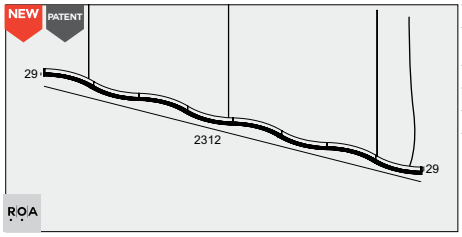

3000K / CRI>90	2700K / CRI>90
LED CLUSTER UP 11,9W / 1797lm / 700mA LED CLUSTER DOWN 23,8W / 3594lm / 700mA	LED CLUSTER UP 11,9W / 1773lm / 700mA LED CLUSTER DOWN 23,8W / 3546lm / 700mA
71°	
26826 9320 ◇	**26826 9220** ◇
◇ B-B / B-MMAT / FG-B / W-B / W-W	

INCL.1 x CABLE 5 x 0.75mm²
INCL.3 x CABLE SUSP. SINGLE AUTO 1,6m

2,2 IP20 UGR <16

LED POWER SUPPLY

700mA DIM5
103 x 67 x 21
Ø72
300 90 68
220-240V / 50-60Hz
IP20

POWERBOX D

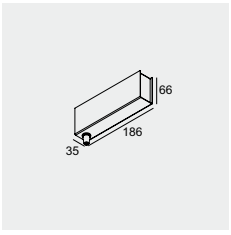

26810 0015 ◇
◇ B / W
DALI DIM
220-240V / 50-60Hz
IP20

POWERBOX D-U

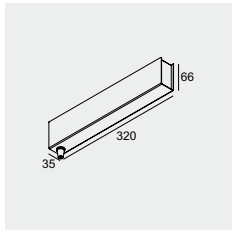

26810 0025 ◇
◇ B / W
DALI DIM
220-240V / 50-60Hz
IP20

REQUIREMENTS

FOR INFORM R4 and R4 C DOWN:
LED POWER SUPPLY MULTI POWER 700mA DIM5 ▸ **300 90 68**

FOR INFORM R4 and R4 C DOWN:
DOWN ▸ LED POWER SUPPLY MULTI POWER 700mA DIM5 ▸ **300 90 68** (for DOWN-UP)
UP ▸ LED POWER SUPPLY MULTI POWER 700mA DIM5 ▸ **300 90 68** (for DOWN-UP)

OPTIONS

INFORM R POWERBOX D ◇ ▸ **26810 0015** B / W (for DOWN)
INFORM R POWERBOX D-U ◇ ▸ **26810 0025** B / W (for DOWN-UP)
CONNECTION ST ▸ **15225 0360** B / W
SUSPENSION ST ▸ **15225 0340** B / W
CABLE BASE R ◇ ▸ **203 99 55** ANO / B / W
COVERSET R ◇ (Ø62) ▸ **204 00 62** ANO / B / W
COVERSET R ◇ (Ø90) ▸ **204 00 90** ANO / B / W
COVERSET R ◇ (Ø100) ▸ **204 00 100** ANO / B / W

INFORM R1

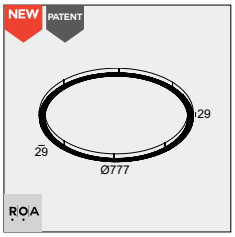

3000K / CRI>90	2700K / CRI>90
LED CLUSTER 23,8W / 3594lm / 700mA	LED CLUSTER 23,8W / 3546lm / 700mA
71°	
26811 9320 ◇	**26811 9220** ◇
◇ B-B / B-MMAT / FG-B / W-B / W-W	

1,8 IP20 UGR <19

INFORM R2

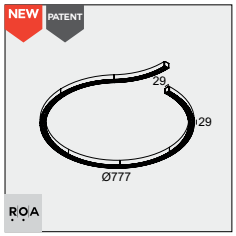

3000K / CRI>90	2700K / CRI>90
LED CLUSTER 23,8W / 3594lm / 700mA	LED CLUSTER 23,8W / 3546lm / 700mA
71°	
26817 9320 ◇	**26817 9220** ◇
◇ B-B / B-MMAT / FG-B / W-B / W-W	

1,8 IP20 UGR <19

INFORM R3

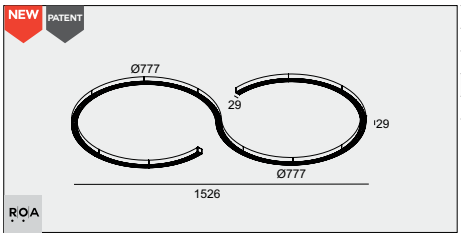

3000K / CRI>90	2700K / CRI>90
LED CLUSTER 35,7W / 5391lm / 1050mA	LED CLUSTER 35,7W / 5319lm / 1050mA
71°	
26822 9320 ◇	**26822 9220** ◇
◇ B-B / B-MMAT / FG-B / W-B / W-W	

3,6 IP20 UGR <19

REQUIREMENTS
LED POWER SUPPLY MULTI POWER

OPTIONS
SUSPENSION SET 30 ◇ ▸ **15225 0300** B / W (for R1 and R2)
SUSPENSION SET 31 ◇ ▸ **15225 0310** B / W (for R1+ and R2+)
SUSPENSION SET 32 ◇ ▸ **15225 0320** B / W (for R3+)
SUSPENSION SET 33 ◇ ▸ **15225 0330** B / W (for R3)
CONNECTION ST ▸ **15225 0360** B / W
SUSPENSION ST ▸ **15225 0340** B / W
CABLE BASE R ◇ ▸ **203 99 55** ANO / B / W
COVERSET R ◇ (Ø62) ▸ **204 00 62** ANO / B / W
COVERSET R ◇ (Ø90) ▸ **204 00 90** ANO / B / W
COVERSET R ◇ (Ø100) ▸ **204 00 100** ANO / B / W

LED POWER SUPPLY

700mA DIM5	**1050mA DIM9**
103 x 67 x 21	125 x 79 x 22
Ø72	Ø84
300 90 68	**300 90 63**
220-240V / 50-60Hz	220-240V / 0|50-60Hz

IP20

INFORM R1+

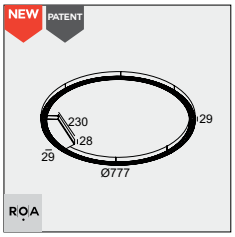

3000K / CRI>90	2700K / CRI>90
LED CLUSTER 23,8W / 3594lm	LED CLUSTER 23,8W / 3546lm
DALI DIM	
71°	
26813 9325 ◇	**26813 9225** ◇
◇ B-B / B-MMAT / FG-B / W-B / W-W	
220-240V / 50-60Hz	
2,4 IP20 UGR <19	

INFORM R2+

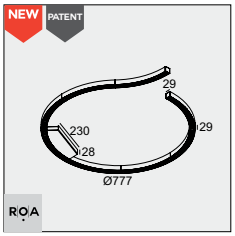

3000K / CRI>90	2700K / CRI>90
LED CLUSTER 23,8W / 3594lm	LED CLUSTER 23,8W / 3546lm
DALI DIM	
71°	
26819 9325 ◇	**26819 9225** ◇
◇ B-B / B-MMAT / FG-B / W-B / W-W	
220-240V / 50-60Hz	
2,4 IP20 UGR <19	

INFORM R3+

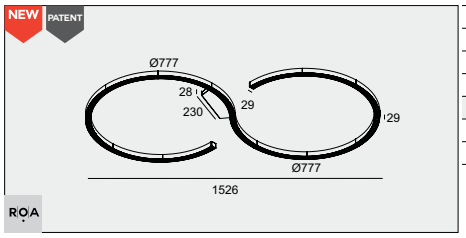

3000K / CRI>90	2700K / CRI>90
LED CLUSTER 35,7W / 5391lm	LED CLUSTER 35,7W / 5319lm
DALI DIM	
71°	
26821 9325 ◇	**26821 9225** ◇
◇ B-B / B-MMAT / FG-B / W-B / W-W	
220-240V / 50-60Hz	
4,2 IP20 UGR <19	

INFORM R2 B-MMAT

INFORM R2 B-B

INFORM R2 W-W

INFORM R2 W-B

INFORM R1 DOWN-UP

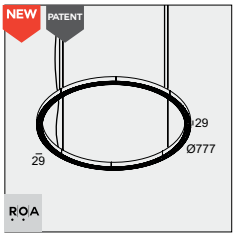

3000K / CRI>90	2700K / CRI>90
LED CLUSTER UP 11,9W / 1797lm / 700mA LED CLUSTER DOWN 23,8W / 3594lm / 700mA	LED CLUSTER UP 11,9W / 1773lm / 700mA LED CLUSTER DOWN 23,8W / 3546lm / 700mA
71°	
26812 9320 ◇	**26812 9220** ◇
◇ B-B / B-MMAT / FG-B / W-B / W-W	
INCL.1 x CABLE 5 x 0.75mm² INCL.4 x CABLE SUSP. SINGLE AUTO 1,6m	
2,2 IP20 UGR <16	

INFORM R2 DOWN-UP

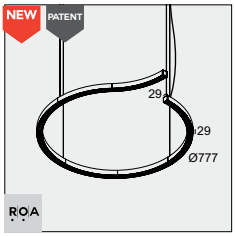

3000K / CRI>90	2700K / CRI>90
LED CLUSTER UP 11,9W / 1797lm / 700mA LED CLUSTER DOWN 23,8W / 3594lm / 700mA	LED CLUSTER UP 11,9W / 1773lm / 700mA LED CLUSTER DOWN 23,8W / 3546lm / 700mA
71°	
26818 9320 ◇	**26818 9220** ◇
◇ B-B / B-MMAT / FG-B / W-B / W-W	
INCL.1 x CABLE 5 x 0.75mm² INCL.4 x CABLE SUSP. SINGLE AUTO 1,6m	
2,2 IP20 UGR <16	

INFORM R3 DOWN-UP

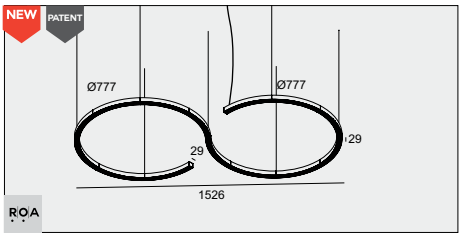

3000K / CRI>90	2700K / CRI>90
LED CLUSTER UP 17,9W / 2695lm / 1050mA LED CLUSTER DOWN 35,7W / 5391lm / 1050mA	LED CLUSTER UP 17,9W / 2660lm / 1050mA LED CLUSTER DOWN 35,7W / 5319lm / 1050mA
71°	
26823 9320 ◇	**26823 9220** ◇
◇ B-B / B-MMAT / FG-B / W-B / W-W	
INCL.1 x CABLE 5 x 0.75mm² INCL.7 x CABLE SUSP. SINGLE AUTO 1,6m	
4,2 IP20 UGR <16	

REQUIREMENTS
DOWN ▸ LED POWER SUPPLY MULTI POWER
UP ▸ LED POWER SUPPLY MULTI POWER

OPTIONS
CONNECTION ST ▸ **15225 0360** B / W
SUSPENSION ST ▸ **15225 0340** B / W
CABLE BASE R ◇ ▸ **203 99 55** ANO / B / W
COVERSET R ◇ (Ø62) ▸ **204 00 62** ANO / B / W
COVERSET R ◇ (Ø90) ▸ **204 00 90** ANO / B / W
COVERSET R ◇ (Ø100) ▸ **204 00 100** ANO / B / W

LED POWER SUPPLY

700mA DIM5	1050mA DIM9
103 x 67 x 21	125 x 79 x 22
Ø72	Ø84
300 90 68	**300 90 63**
220-240V / 50-60Hz	220-240V / 0|50-60Hz

IP20

INFORM R1+ DOWN-UP

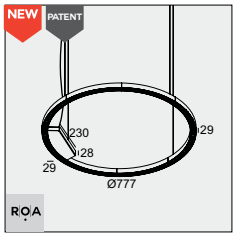

3000K / CRI>90	2700K / CRI>90
LED CLUSTER UP 11,9W / 1797lm LED CLUSTER DOWN 23,8W / 3594lm	LED CLUSTER UP 11,9W / 1773lm LED CLUSTER DOWN 23,8W / 3546lm
DALI DIM	
71°	
26814 9325 ◇	**26814 9225** ◇
◇ B-B / B-MMAT / FG-B / W-B / W-W	
220-240V / 50-60Hz	
INCL.1 x CABLE 5 x 0.75mm² INCL.4 x CABLE SUSP. SINGLE AUTO 1,6m 2,8 IP20 UGR <16	

INFORM R2+ DOWN-UP

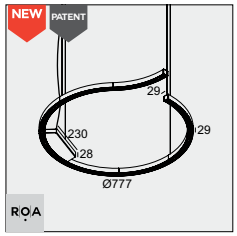

3000K / CRI>90	2700K / CRI>90
LED CLUSTER UP 11,9W / 1797lm LED CLUSTER DOWN 23,8W / 3594lm	LED CLUSTER UP 11,9W / 1773lm LED CLUSTER DOWN 23,8W / 3546lm
DALI DIM	
71°	
26820 9325 ◇	**26820 9225** ◇
◇ B-B / B-MMAT / FG-B / W-B / W-W	
220-240V / 50-60Hz	
INCL.1 x CABLE 5 x 0.75mm² INCL.4 x CABLE SUSP. SINGLE AUTO 1,6m 2,8 IP20 UGR <16	

INFORM R1+ CS DOWN

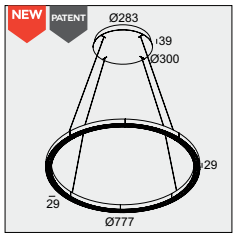

3000K / CRI>90	2700K / CRI>90
LED CLUSTER 23,8W / 3594lm	LED CLUSTER 23,8W / 3546lm
DALI DIM	
71°	
26815 9325 ◇	**26815 9225** ◇
◇ B-B / B-MMAT / FG-B / W-B / W-W	
220-240V / 50-60Hz	
POWER VIA CABLE SUSPENSION INCL.4 x CABLE SUSP. SINGLE AUTO 1,6m 4,3 IP20 UGR <19	

INFORM R1+ CS DOWN-UP

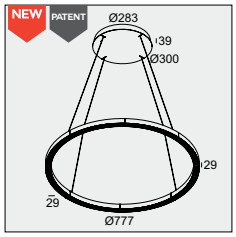

3000K / CRI>90	2700K / CRI>90
LED CLUSTER UP 11,9W / 1797lm LED CLUSTER DOWN 23,8W / 3594lm	LED CLUSTER UP 11,9W / 1773lm LED CLUSTER DOWN 23,8W / 3546lm
DALI DIM	
71°	
26816 9325 ◇	**26816 9225** ◇
◇ B-B / B-MMAT / FG-B / W-B / W-W	
220-240V / 50-60Hz	
POWER VIA CABLE SUSPENSION INCL.4 x CABLE SUSP. SINGLE AUTO 1,6m 4,5 IP20 UGR <16	

CONFORM

Its elegant design with multiple colour combinations, its specific sun-mimicking spectrum, its low UGR, its well balanced down-up ratio…we do not exaggerate: Conform is the goddess of office lighting!
Conform is designed around the light. It not only perfectly embraces the light source, it reinforces it in multiple aspects. Conform uses Delta Light's Natural Light Technology (NLT), state of the art LEDs with a spectrum that very closely matches that of the sun. That includes a broader spectrum, which is preferable for the human eye and brings out the vibrant colours, and an enhanced cyan energy, boosting the human activity.
As so, the LEDs used in Conform help control the human circadian rhythm.
To further stimulate the human well-being, Conform uses a down-up ratio of 55% to 45%, as a combination of direct and indirect light is recommended against eye strain. Every downwards facing LED is perfectly embraced by specially designed reflectors, resulting in a beam angle of 67° that enlightens the task area but has no direct impact on the eye. Additionally, the uplight is being spread over the room to enhance the spacial effect and to create a uniform lighting scheme, thanks to the inhouse designed lens extrusion to create a wide batwing beam angle without an intense peak in the centre.

www.deltalight.com/conform

Design by **DEAN SKIRA** & Delta Light

Example
of average lux level on the task area, according to different suspension heights.

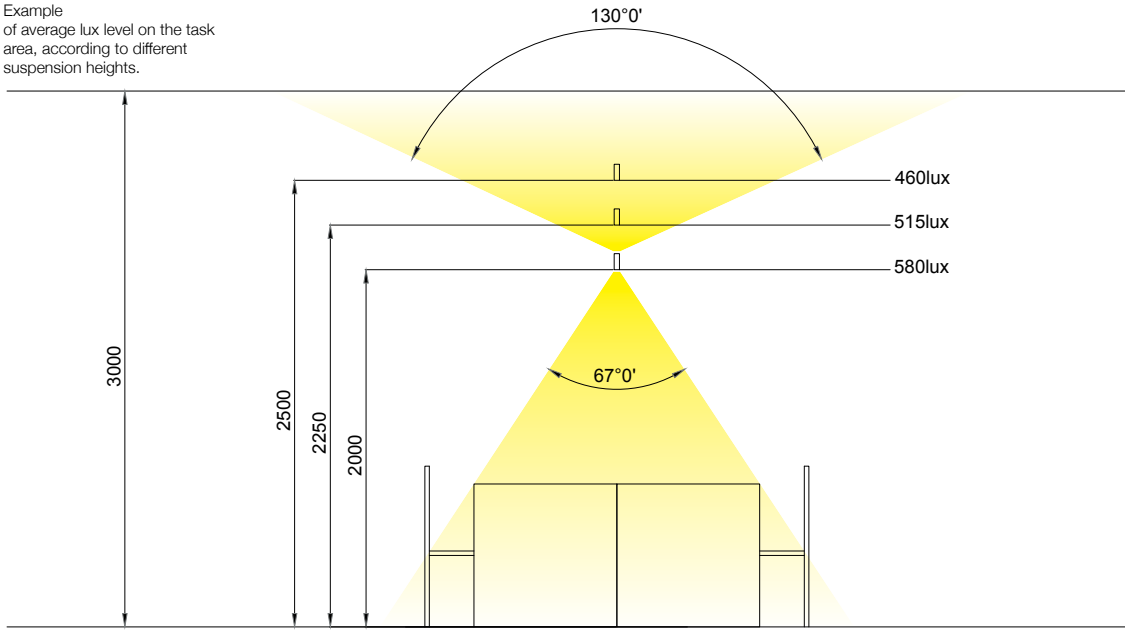

Double Desk
Height: 80cm
Depth: 160cm
Length: 2.8m

Conform Length:2.8m

CONFORM DOWN-UP **NLT** - NATURAL LIGHT TECHNOLOGY

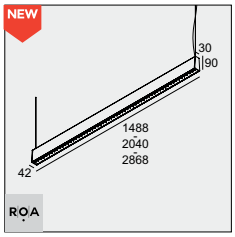

4000K / CRI>95		
L1488mm / 4,2	L2040mm / 5,4	L2868mm / 7,8
LED CLUSTER UP 17W / 1479lm DOWN 22W / 2365lm	LED CLUSTER UP 24W / 2071lm DOWN 31W / 3274lm	LED CLUSTER UP 34W / 2958lm DOWN 44W / 4729lm
DALI / DSI DIM		
67° DOWN		
26511 7424 ◇	**26512 7424** ◇	**26513 7424** ◇
◇ B-B / B-MMAT / W-B		

3000K / CRI>95		
L1488mm / 4,2	L2040mm / 5,4	L2868mm / 7,8
LED CLUSTER UP 17W / 1394lm DOWN 22W / 1717lm	LED CLUSTER UP 24W / 1952lm DOWN 31W / 2404lm	LED CLUSTER UP 34W / 2788lm DOWN 44W / 3434lm
DALI / DSI DIM		
67° DOWN		
26511 7324 ◇	**26512 7324** ◇	**26513 7324** ◇
◇ B-B / B-MMAT / W-B		

2 DALI CONTROL CHANNELS
2 x CABLE SUSPENSION SINGLE AUTO. 1,6m
1 x CABLE 5 x 0.75mm²
220-240V / 0|50-60Hz

IP20 UGR <16

OPTIONS
PDS REMOTE CONTROL ▸ **26510 0010**
PDS SENSOR PROGRAMMER ▸ **26510 0020**

CONNECTION ST ▸ **15225 0360** B / W
SUSPENSION ST ▸ **15225 0340** B / W
CABLE BASE S ◇ ▸ **203 99 56** ANO / B / W
COVERSET S ◇ (62 x 62) ▸ **204 62 62** ANO / B / W
COVERSET S ◇ (80 x 80) ▸ **204 80 80** ANO / B / W
COVERSET S ◇ (90 x 90) ▸ **204 90 90** ANO / B / W

PRESENCE AND DAYLIGHT SENSOR

CONFORM DOWN-UP PDS **NLT** - NATURAL LIGHT TECHNOLOGY

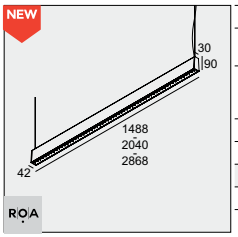

4000K / CRI>95		
L1488mm / 4,4	L2040mm / 5,6	L2868mm / 8,0
LED CLUSTER UP 17W / 1479lm DOWN 22W / 2365lm	LED CLUSTER UP 24W / 2071lm DOWN 31W / 3274lm	LED CLUSTER UP 34W / 2958lm DOWN 44W / 4729lm
PDS		
67° DOWN		
26514 7420 ◇	**26515 7420** ◇	**26516 7420** ◇
◇ B-B / B-MMAT / W-B		

3000K / CRI>95		
L1488mm / 4,4	L2040mm / 5,6	L2868mm / 8,0
LED CLUSTER UP 17W / 1394lm DOWN 22W / 1717lm	LED CLUSTER UP 24W / 1952lm DOWN 31W / 2404lm	LED CLUSTER UP 34W / 2788lm DOWN 44W / 3434lm
PDS		
67° DOWN		
26514 7320 ◇	**26515 7320** ◇	**26516 7320** ◇
◇ B-B / B-MMAT / W-B		

INCL. PRESENCE & DAYLIGHT SENSOR
2 x CABLE SUSPENSION SINGLE AUTO. 1,6m
1 x CABLE 3 x 0.75mm²
220-240V / 0|50-60Hz
IP20 UGR <16

PDS REMOTE CONTROL

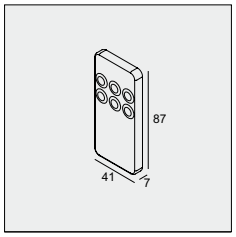

PDS REMOTE CONTROL
26510 0010

PDS SENSOR PROGRAMMER

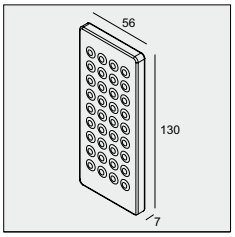

PDS SENSOR PROGRAMMER
26510 0020

3 SETTINGS (PROGRAMMABLE BY PDS SENSOR PROGRAMMER)

1/ DETECTION PATTERN

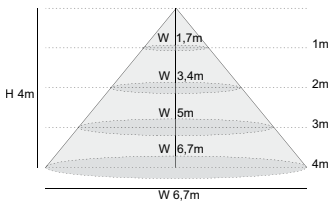

2 / LIGHT LEVEL Ⓓ
BASED ON DAYLIGHT

3 / DELAY TIME Ⓐ +
CORRIDOR FUNCTION ⒷⒸ

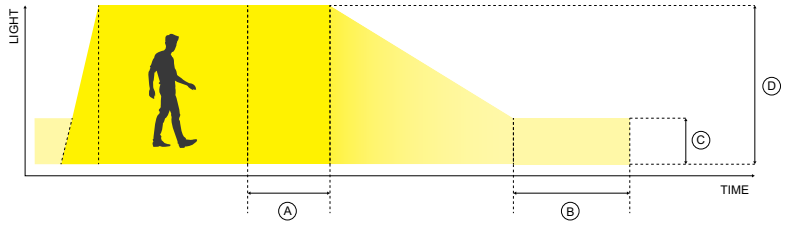

ONE AND ONLY

A peculiar profile, both functional as decorative. The design of the body allows you to have up to 5 lines of light out of 1 profile, 3 for direct and 2 for indirect lighting. The soft glow of the light along the sides of the profile makes the One-And-Only float through the air, a powerful blend of light for an eye-catching look.

www.deltalight.com/one-and-only

ONE-AND-ONLY P12

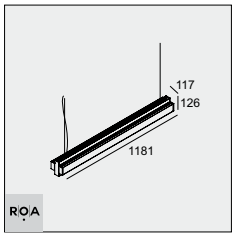

3000K / CRI>90	
LED CLUSTER UP 23,1W / 2448lm LED CLUSTER DOWN 34,6W /3672lm	
NON DIM	1-10V DIM
404 12 93 ◇	**404 12 93 ED1** ◇
◇ B-B / GC-B / W-W	
220-240V / 50-60Hz	
2 x CABLE SUSP. SINGLE AUTO. 1,6m 1 x CABLE 3 x 0,75mm² (NON DIM) 1 x CABLE 5 x 0,75mm² (ED)	
◇I 7,5 IP20	

ONE-AND-ONLY P20

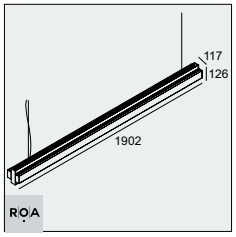

3000K / CRI>90		
LED CLUSTER UP 37,4W / 3964lm LED CLUSTER DOWN 56,1W / 5946lm		
NON DIM	1-10V DIM	DALI DIM
404 20 93 ◇	**404 20 93 ED1** ◇	**404 20 93 ED5** ◇
◇ B-B / GC-B / W-W		
220-240V / 50-60Hz		
2 x CABLE SUSP. SINGLE AUTO. 1,6m 1 x CABLE 3 x 0,75mm² (NON DIM) 1 x CABLE 5 x 0,75mm² (ED)		
◇I 12,0 IP20		

OPTIONS
CONNECTION ST ▸ **15225 0360** B / W
SUSPENSION ST ▸ **15225 0340** B / W
CABLE BASE S ◇ ▸ **203 99 56** ANO / B / W
COVERSET S ◇ (62) ▸ **204 62 62** ANO / B / W
COVERSET S ◇ (80) ▸ **204 80 80** ANO / B / W
COVERSET S ◇ (90) ▸ **204 90 90** ANO / B / W

STREAMLINER

Streamliner is a very versatile profile family with a focus on LED. As a made-to-measure profile Streamliner can be finished with an opal or a prismatic cover and the LED array has two lumen outputs per meter to choose from.
A more easy choice is to opt for the ready-made Streamliner profile which comes in 2 fixed lengths, a perfect solution to install above desks, tables or as general lighting in big hallways or entrance rooms. This ready-made line of light can be surface mounted or suspended and comes in 2 colour finishes.

www.deltalight.com/streamliner

STREAMLINER 70S P

CRI 90 UP GRADE

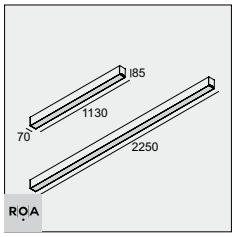

1130mm / 3,6		2250mm / 6,8	
3000K / CRI>90			
LED CLUSTER 24W / 4060lm / 700mA		LED CLUSTER 48W / 8120lm / 700mA	
NON DIM	1-10V DIM	NON DIM	1-10V DIM
389 011 243 E ◇	**389 011 243 ED1** ◇	**389 011 483 E** ◇	**389 011 483 ED1** ◇
◇ ANO / W			
220-240V / 50-60Hz			
IP20			

OPTIONS
SUSPENSION SET 22 ▸ **328 22 22**
SUSPENSION SET 22 EVG DIM1 (only for ED1) ▸ **328 22 22 ED1**
CONNECTION ST ▸ **15225 0360** B / W
SUSPENSION ST ▸ **15225 0340** B / W
CABLE BASE S ◇ ▸ **203 99 56** ANO / B / W
COVERSET S ◇ (62) ▸ **204 62 62** ANO / B / W
COVERSET S ◇ (80) ▸ **204 80 80** ANO / B / W
COVERSET S ◇ (90) ▸ **204 90 90** ANO / B / W

GIBBO

Gibbo is a decorative pendant with a base positioned under a predefined angle, as such the globe appears to be rolling away. The glass is handblown and is available in transparent, opal or amber shades. The golden brown colour gives the Gibbo a warm presence, which makes it attractive in compositions above tables and in interiors with warm accents and materials. The base of Gibbo is available in black or white.

www.deltalight.com/gibbo

GIBBO

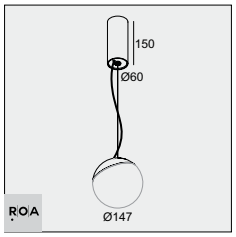

3000K / CRI>90	2700K / CRI>90
LED 7.1W / 812lm / 350mA	LED 7.1W / 779lm / 350mA
MAINS DIMMING (FE)	
286 67 811 930 ED8 ◇	**286 67 811 920 ED8** ◇
◇ B / W	
220-240V / 0 | 50-60Hz	

EXCL.GLASS
INCL.1 x CABLE 2 x 0.75mm²
INCL.1 x CABLE SUSP. SINGLE AUTO 1,6m

1,3 IP20

REQUIREMENTS
BOWL GLASS CLEAR ▸ **286 67 01**
BOWL GLASS AMBER ▸ **286 67 02**
BOWL GLASS OPAL WHITE ▸ **286 67 03**

STILL

The work of **NATHALIE DEWEZ** extends from small objects to monumental installations, from unique pieces to industrial products. Her presence at numerous international shows and exhibitions has led to collaborations with a number of architecture practices as well as international producers such as Hermès (FR), Habitat (UK), Ligne Roset (FR), De Castelli (IT) & Vervloet (BE).

Nathalie is a designer whose main medium is light and whose materials vary between metal, glass and other long-lasting medium, whether designing light fixtures, objects, furnishings or large-scale sculptures. Her designs reveal the passion for sculptural shapes and superior craftsmanship. Some of her iconic pieces have been awarded several times. In 2011 she received the 'Design Pierre Bergé Foundation' award and the same year she was nominated Belgian Designer of the Year.

Design by **NATHALIE DEWEZ** & Delta Light

www.deltalight.com/still

STILL

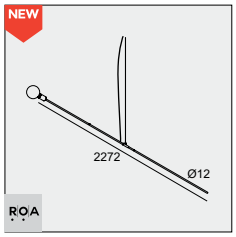

1 x A60 max.60W
25611 0000 ◇
◇ BBR / BL / RW
E27 / 100-240V / 50-60Hz
INCL. 1 x CABLE SUSPENSION SINGLE AUTOM. 1.6m INCL. 1 x CABLE 3 x 0.75mm²
I 1,5 IP20

CEILING BASES

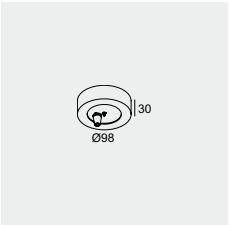

CEILING BASE 1RC
23943 0030 ◇
◇ B / W
0,2

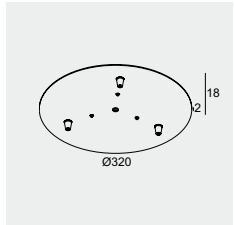

CEILING BASE 3RC
25610 0020 ◇
◇ B / W
1,5

REQUIREMENTS
CEILING BASE 1RC
or
CEILING BASE 3RC

OPTIONS
LED SOLUTION - PAG TEC 10

MILES

Miles is pure eye-candy.
A collection of 4 purely handcrafted glass shapes, each in 4 different colours (pink, amber, smoke or mist), each recognizable yet unique in all respects.
A family of suspensions that play on the visual contrast between the coloured and white blown glass, combined with different shapes and colours, also ideal for multiple compositions.

All shapes and finishes are inspired by the interplay of opacity, translucency and transparency. Its translucent or milky forms and dynamic light offer a countless number of scenarios.

When switched off its transparency makes MILES almost disappear.
When switched on they provide a cozy and stylish luminous presence, stimulating senses and perceptions.

www.deltalight.com/miles

INTERIOR DESIGN PIETER SCHOOLAERT

MILES C1

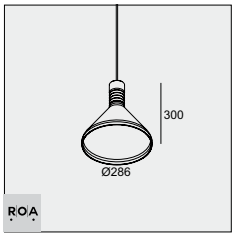

2700K / CRI>90
LED [H] 7.1W / 779lm / 350mA
50°

PINK	SMOKE	MIST	AMBER
23926 9230 ◇	**23927 9230** ◇	**23928 9230** ◇	**23929 9230** ◇

INCL.1 x CABLE 2 x 0.75mm² 1,6m
INCL.1 x CABLE CLAMP BLACK

1,8 IP20

MILES C2

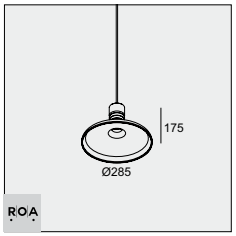

2700K / CRI>90
LED [H] 7.1W / 779lm / 350mA
50°

PINK	SMOKE	MIST	AMBER
23930 9230 ◇	**23931 9230** ◇	**23932 9230** ◇	**23933 9230** ◇

INCL.1 x CABLE 2 x 0.75mm² 1,6m
INCL.1 x CABLE CLAMP BLACK

1,3 IP20

MILES C3

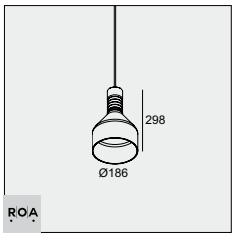

2700K / CRI>90
LED [H] 7.1W / 779lm / 350mA
50°

PINK	SMOKE	MIST	AMBER
23934 9230 ◇	**23935 9230** ◇	**23936 9230** ◇	**23937 9230** ◇

INCL.1 x CABLE 2 x 0.75mm² 1,6m
INCL.1 x CABLE CLAMP BLACK

1,4 IP20

MILES C4

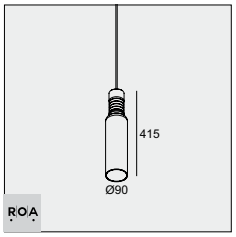

2700K / CRI>90
LED [H] 7.1W / 779lm / 350mA
50°

PINK	SMOKE	MIST	AMBER
23938 9230 ◇	**23939 9230** ◇	**23940 9230** ◇	**23941 9230** ◇

INCL.1 x CABLE 2 x 0.75mm² 1,6m
INCL.1 x CABLE CLAMP BLACK

1,3 IP20

REQUIREMENTS
CEILING BASE
+ LED POWER SUPPLY
or
POWERBOX

ACCESSORIES
MILES TUBE

CEILING BASES

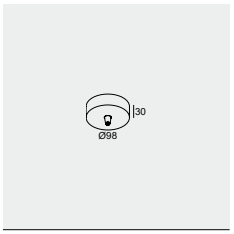

CEILING BASE
23943 0010 ◇
◇ B
0,1

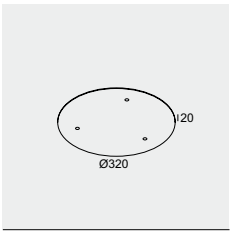

CEILING BASE 3R
23945 0020 ◇
◇ B
1,3

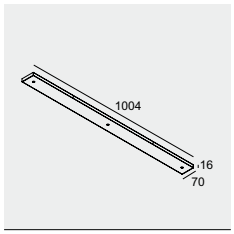

CEILING BASE 3L
23945 0010 ◇
◇ B
1,0

POWERBOX

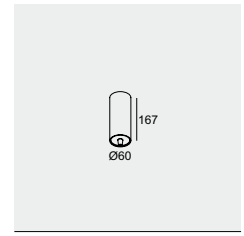

POWERBOX 350mA DIM8
350mA-DC / 10W
MAINS DIMMING (FE)
23942 0018 ◇
◇ B
0,3 IP20

MILES TUBE

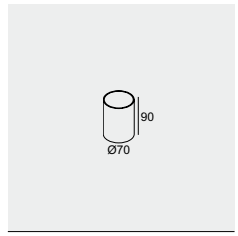

MILES TUBE
23944 0010 ◇
◇ B / M
0,1

MILES C1 E27

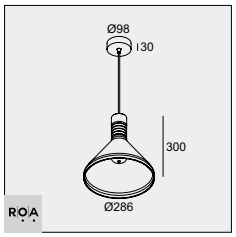

1 x A60 max.20W

PINK	SMOKE	MIST	AMBER
23910 0000 ◇	**23911 0000** ◇	**23912 0000** ◇	**23913 0000** ◇

◇ B

E27 / 100-240V / 50-60Hz

INCL.1 x CABLE 2 x 0.75mm² 1,6m
INCL.1 x CABLE CLAMP BLACK

I 1,9 IP20

MILES C2 E27

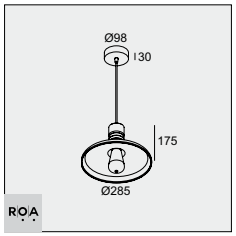

1 x A60 max.20W

PINK	SMOKE	MIST	AMBER
23914 0000 ◇	**23915 0000** ◇	**23916 0000** ◇	**23917 0000** ◇

◇ B

E27 / 100-240V / 50-60Hz

INCL.1 x CABLE 2 x 0.75mm² 1,6m
INCL.1 x CABLE CLAMP BLACK

I 1,4 IP20

MILES C3 E27

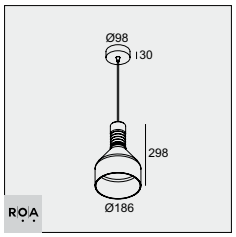

1 x A60 max.20W

PINK	SMOKE	MIST	AMBER
23918 0000 ◇	**23919 0000** ◇	**23920 0000** ◇	**23921 0000** ◇

◇ B

E27 / 100-240V / 50-60Hz

INCL.1 x CABLE 2 x 0.75mm² 1,6m
INCL.1 x CABLE CLAMP BLACK

I 1,5 IP20

MILES C4 E27

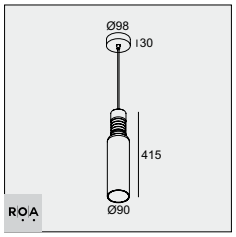

1 x T30-LED

PINK	SMOKE	MIST	AMBER
23922 0000 ◇	**23923 0000** ◇	**23924 0000** ◇	**23925 0000** ◇

◇ B

E27 / 100-240V / 50-60Hz

INCL.1 x CABLE 2 x 0.75mm² 1,6m
INCL.1 x CABLE CLAMP BLACK

I 1,4 IP20

MILES TUBE M

CABLE CLAMP

OPTIONS
CEILING BASE
LED SOLUTION - PAG TEC 10

ACCESSORIES
MILES TUBE ◇

reddot design award
winner
MANTELLO
With its timeless and inviting look the Mantello Pendant is well-suited for both home decor and professional environments. Hang a few Mantello pendants in the kitchen, place the smallest one each side of the bed, or create a playful configuration above the reception counter and start enjoying the right lighting atmosphere.
Starting from a circle, the bell-shaped design of the Mantello was inspired by both 80's Memphis shapes and early industrial characteristics. A modern interpretation of recognizable and traditional forms, available in two sizes and two diameters.
www.deltalight.com/mantello

INTERIOR DESIGN PIETER SCHOOLAERT

MANTELLO GLASS L1523 LED

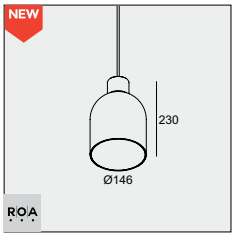

2700K / CRI>90
LED [H] 7.1W / 779lm / 350mA
50°

SMOKE	AMBER
25820 9230 ◇	**25819 9230** ◇

INCL.1 x CABLE 2 x 0.75mm² 1,6m
INCL.1 x CABLE CLAMP BLACK

1,2 IP20

MANTELLO GLASS L2231 LED

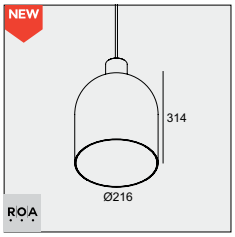

2700K / CRI>90
LED [H] 7.1W / 779lm / 350mA
50°

SMOKE	AMBER
25824 9230 ◇	**25823 9230** ◇

INCL.1 x CABLE 2 x 0.75mm² 1,6m
INCL.1 x CABLE CLAMP BLACK

2,2 IP20

MANTELLO GLASS L1523 E27

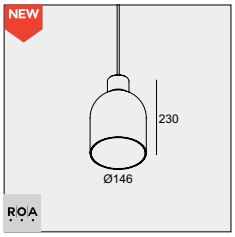

1 x A60 max.20W

SMOKE	AMBER
25818 0000 ◇	**25817 0000** ◇

E27 / 100-240V / 50-60Hz

INCL.1 x CABLE 2 x 0.75mm² 1,6m
INCL.1 x CABLE CLAMP BLACK

1,0 IP20

MANTELLO GLASS L2231 E27

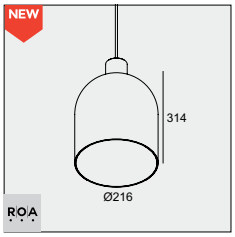

1 x A60 max.20W

SMOKE	AMBER
25822 0000 ◇	**25821 0000** ◇

E27 / 100-240V / 50-60Hz

INCL.1 x CABLE 2 x 0.75mm² 1,6m
INCL.1 x CABLE CLAMP BLACK

2,0 IP20

POWERBOX

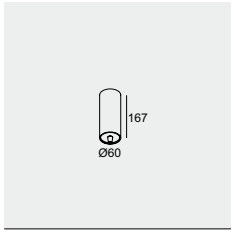

POWERBOX 350mA DIM8
350mA-DC / 10W
MAINS DIMMING (FE)
23942 0018 ◇
◇ B

0,3 IP20

CEILING BASES

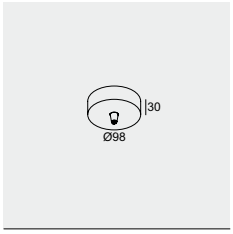

CEILING BASE
23943 0010 ◇
◇ B

0,1

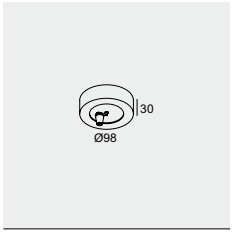

CEILING BASE 1RC
23943 0030 ◇
◇ B

0,2

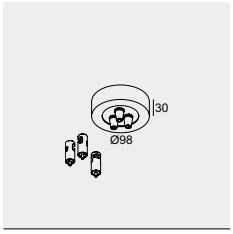

CEILING BASE 3ROC
23943 0020 ◇
◇ B / W

0,2

MILES TUBE

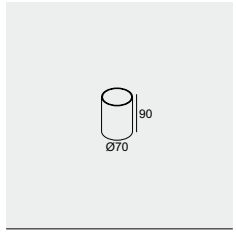

MILES TUBE
23944 0010 ◇
◇ B / M

0,1

REQUIREMENTS
FOR MANTELLO LED:
CEILING BASE + LED POWER SUPPLY
or MILES POWERBOX 350mA DIM8. ◇ ▸ **23942 0018** B

FOR MANTELLO E27:
CEILING BASE or CEILING BASE 3ROC

OPTIONS
CONNECTION TRIMLESS O.F.A. ▸ **328 10 03**
LED SOLUTION - PAG TEC 10 (for E27 versions)

ACCESSORIES
MILES TUBE

MANTELLO L1520 LED

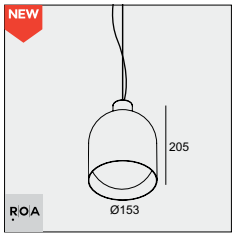

2700K / CRI>90
LED 10.4W / 1083lm / 500mA
MAINS DIMMING (FE)
25812 9208 ◇
◇ BBR / RW
220-240V / 50-60Hz

INCL.1 x CABLE 3 x 0.75mm² 1,6m
INCL. 1 x CABLE SUSPENSION SINGLE AUTOM. 1.6m

◇ 0,6 IP20

MANTELLO L2028 LED

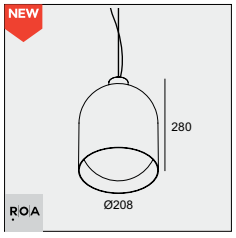

2700K / CRI>90
LED 10.4W / 1083lm / 500mA
MAINS DIMMING (FE)
25815 9208 ◇
◇ BBR / RW
220-240V / 50-60Hz

INCL.1 x CABLE 3 x 0.75mm² 1,6m
INCL. 1 x CABLE SUSPENSION SINGLE AUTOM. 1.6m

◇ 0,8 IP20

CEILING BASES

CEILING BASE 1RC
23943 0030 ◇
◇ B
0,2

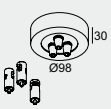

CEILING BASE 3ROC
23943 0020 ◇
◇ B / W
0,2

REQUIREMENTS
CEILING BASE 1RC or CEILING BASE 3ROC

OPTIONS
LED SOLUTION - PAG TEC 10 (for E27 versions)

MANTELLO L1520 E27

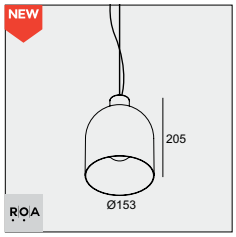

1 x A60 max.20W

25811 0000 ◇

◇ BBR / RW

E27 / 100-240V / 50-60Hz

INCL.1 x CABLE 2 x 0.75mm² 1,6m
INCL. 1 x CABLE SUSPENSION SINGLE AUTOM. 1.6m

I 0,4 IP20

MANTELLO L1515 E27

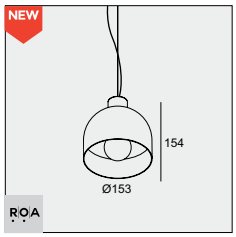

1 x A60 max.20W

25813 0000 ◇

◇ BBR / RW

E27 / 100-240V / 50-60Hz

INCL.1 x CABLE 2 x 0.75mm² 1,6m
INCL. 1 x CABLE SUSPENSION SINGLE AUTOM. 1.6m

I 0,3 IP20

MANTELLO L2028 E27

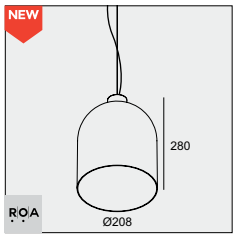

1 x A60 max.20W

25814 0000 ◇

◇ BBR / RW

E27 / 100-240V / 50-60Hz

INCL.1 x CABLE 2 x 0.75mm² 1,6m
INCL. 1 x CABLE SUSPENSION SINGLE AUTOM. 1.6m

I 0,6 IP20

MANTELLO L2020 E27

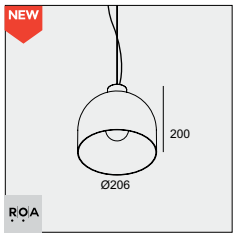

1 x A60 max.20W

25816 0000 ◇

◇ BBR / RW

E27 / 100-240V / 50-60Hz

INCL.1 x CABLE 2 x 0.75mm² 1,6m
INCL. 1 x CABLE SUSPENSION SINGLE AUTOM. 1.6m

I 0,5 IP20

SOIREE

The Soiree range was designed to be voluminous, lightweight and transparent. Its sophisticated form creates a dense and decorative effect, filled with a warm light. The interaction between the pure circular and rectangular forms, with the warm light sources and the symmetric configurations, triggers a dynamic tension. The Soiree takes its inspiration from many angles. From the play of light and shadow in architecture, to natural light effects, the shape of everyday objects and sculptural art. The result is a nest of light, made of circles or rectangles, both structural and decorative, generating a seductive luminous effect. Even when not turned on, they bring texture and character to rooms, defining different areas with small and large contemporary pendants.

The cluster of black circles are in contrast to the classic spherical mood of the inside light source, making the round Soiree a unique object.
Either with a bulb or milky-glass light at its centre, the Soiree presents itself like a luminous star wrapped by concentric overlapping orbits. The light adds a warm glow to its sculptural cage, resulting in a unique dégradé effect, peeping through the circles to spread softly into space.

The Soiree is an entire family of versatile suspensions for large or small spaces. Both the round and rectangular versions come in multiple sizes and 2 colours – black or the unique Delta Light Flemish Gold. In both shapes you have the flexibility to choose for a milky-glass sphere at its center, or to opt for an E27 bulb of your preference.
The blown glass diffuser in the centre offers subtle nuances thanks to its satin-like finish, in contrast with its more expressive outer cage.

www.deltalight.com/soiree

SOIREE RC E27

SOIREE SC OPAL

SOIREE SC E27

SOIREE RC

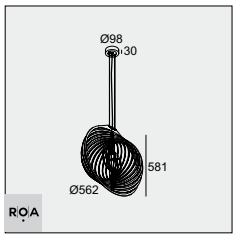

1 x A60 max.60W

24013 0000 ◇

◇ B / FG

E27 / 100-240V / 50-60Hz

INCL. 2 x CABLE SUSPENSION SINGLE AUTOM. 1.6m
INCL. 1 x CABLE 2 x 0.75mm²

I 2,5 IP20

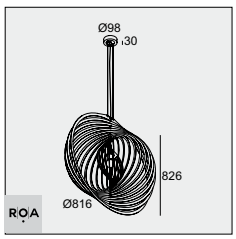

1 x A60 max.60W

24014 0000 ◇

◇ B / FG

E27 / 100-240V / 50-60Hz

INCL.2 x CABLE SUSPENSION SINGLE AUTOM. 1.6m
INCL. 1 x CABLE 2 x 0.75mm²

I 5,2 IP20

SOIREE RC OPAL

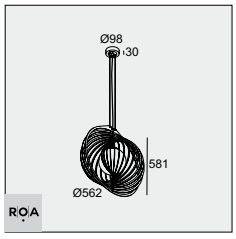

1 x A60 max.20W

24017 0000 ◇

◇ B / FG

E27 / 100-240V / 50-60Hz

INCL. 2 x CABLE SUSPENSION SINGLE AUTOM. 1.6m
INCL. 1 x CABLE 2 x 0.75mm²
INCL. 1 x GLASS OPAL

I 3,3 IP20

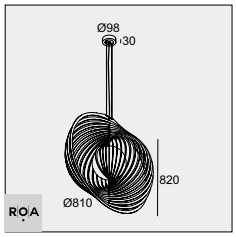

1 x A60 max.20W

24016 0000 ◇

◇ B / FG

E27 / 100-240V / 50-60Hz

INCL. 2 x CABLE SUSPENSION SINGLE AUTOM. 1.6m
INCL. 1 x CABLE 2 x 0.75mm²
INCL. 1 x GLASS OPAL

I 6,8 IP20

OPTIONS
LED SOLUTION - PAG TEC 10

SOIREE SC

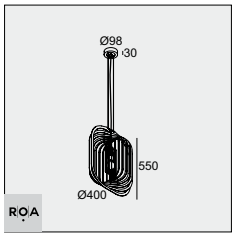

1 x A60 max.60W

24010 0000 ◇

◇ B / FG

E27 / 100-240V / 50-60Hz

INCL. 2 x CABLE SUSPENSION SINGLE AUTOM. 1.6m
INCL. 1 x CABLE 2 x 0.75mm²

I 2,1 IP20

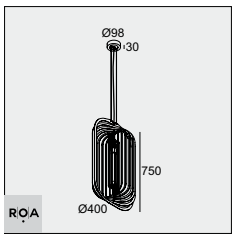

1 x T30-LED

24011 0000 ◇

◇ B / FG

E27 / 100-240V / 50-60Hz

INCL.2 x CABLE SUSPENSION SINGLE AUTOM. 1.6m
INCL. 1 x CABLE 2 x 0.75mm²

I 2,7 IP20

SOIREE SC OPAL

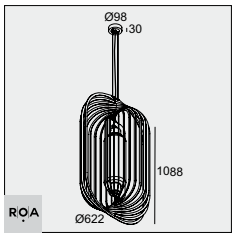

1 x T30-LED

24015 0000 ◇

◇ B / FG

E27 / 100-240V / 50-60Hz

INCL. 2 x CABLE SUSPENSION SINGLE AUTOM. 1.6m
INCL. 1 x CABLE 2 x 0.75mm²
INCL. 1 x GLASS OPAL

I 8,5 IP20

OPTIONS
LED SOLUTION - PAG TEC 10

ZOOVER

Zoover pretends to be heavy seen its size, nevertheless it looks very lightweight when hung into the room. Designed as a shallow dome, Zoover hides away a circle of light, giving it different looks depending on the point of view. Looking at it from aside, the thermoformed shell has a very neutral appearance. Only when lowering the viewpoint, more and more details catch the eye,
as the diffuse light illuminates the inner textures of the scallop. Available in two sizes and two colours for the shade, Zoover adds volume, depth and texture to the room.

www.deltalight.com/zoover

ZOOVER 120

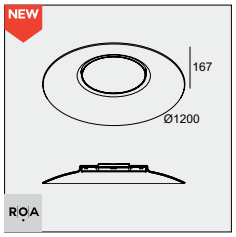

LIGHT GREY		DARK GREY	
3000K / CRI>90			
LED CLUSTER 33,2W / 4824lm			
SBL			
NON DIM	DALI / DSI DIM	NON DIM	DALI / DSI DIM
28211 9300 ◇	**28211 9304** ◇	**28212 9300** ◇	**28212 9304** ◇
◇ B			
220-240V / 0 | 50-60Hz			
INCL.3 x CABLE SUSP. SINGLE AUTO. 3m INCL.1 x CABLE 5 x 0,75mm²			
5,8 IP20			

ZOOVER 140

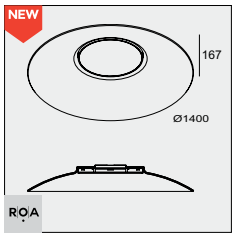

LIGHT GREY		DARK GREY	
3000K / CRI>90			
LED CLUSTER 33,2W / 4824lm			
SBL			
NON DIM	DALI / DSI DIM	NON DIM	DALI / DSI DIM
28213 9300 ◇	**28213 9304** ◇	**28214 9300** ◇	**28214 9304** ◇
◇ B			
220-240V / 0 | 50-60Hz			
INCL.3 x CABLE SUSP. SINGLE AUTO. 3m INCL.1 x CABLE 5 x 0,75mm²			
6,8 IP20			

OPTIONS
CONNECTION ST ▸ **15225 0360** B / W
SUSPENSION ST ▸ **15225 0340** B / W
CABLE BASE R ◇ ▸ **203 99 55** ANO / B / W
COVERSET R ◇ (Ø 62) ▸ **204 00 62** ANO / B / W
COVERSET R ◇ (Ø 90) ▸ **204 00 90** ANO / B / W
COVERSET R ◇ (Ø100) ▸ **204 00 100** ANO / B / W

ALL PANELS: PET-FELT,
100% Polyester
(60% recycled origin)



ENTERO

Available September 2021

Entero is derived from the Spanish language and means “complete”. A perfect summary described in 1 word, as Entero is a complete family of recessed downlights providing a solution for diverse lighting dilemmas.
The bases of Entero are 3 light units, each composed of a high-quality LED and a hybrid optical compartment. The different LEDs have a uniform colour consistency and the hybrid optics provide a comfortable light with perfectly outlined beams, making Entero easily combinable throughout an entire project.
Starting from the different light units, Entero offers a series of options in a round or square design. Available in different power levels with a multitude of beam angles, Entero comes as adjustable luminaires - with or without trim – to be use indoors, outdoors and in damp locations.
Options as Soft Dim, Tunable White and wallwash lighting make the Entero family complete.

www.deltalight.com/entero

FAMILY OVERVIEW

CHOOSE YOUR COLOUR

Black / Gold Coloured / White

CHOOSE YOUR INSTALLATION

Trim / Trimless
Adjustable

CHOOSE YOUR SHAPE

Round / Square
Small / Medium / Large

CHOOSE YOUR POWER

Small 5,7W up to 12,4W – 520 up to 1470lm
Medium 8,2W up to 24,6W – 680 up to 2900lm
Large 10,7W up to 36W – 810 up to 4600lm

CHOOSE YOUR OPTICS

Small 10° / 20° / 45° / Wallwash
Medium 6° / 18° / 30° / 45° / Wallwash
Large 6° / 18° / 30° / 45°

CHOOSE YOUR LED COLOUR

2700K / 3000K / Soft Dim / Tunable White

CHOOSE YOUR ACCESSORY

Honeycomb / Glass SBL / Linear Spread Lens / Softening Lens / Spread Lens





SOLISCAPE

PATENT PENDING

UNStudio and Delta Light have joined forces to endeavour to improve the wellbeing of people in our rapidly changing work environments, where human health and the war on talent have become a primary focus of employers. Together we are developing a system that facilitates, responds and contributes to solving these complex challenges.
An extremely versatile and flexible system, specifically designed to create human-centric environments.

www.deltalight.com/soliscape

Design by **UNStudio** & Delta Light

UNSTUDIO

FRANKFURT • SHANGHAI • HONG KONG
AMSTERDAM

UNStudio, founded in 1988 by Ben van Berkel and Caroline Bos, is a Dutch architectural design studio specialising in architecture, interior architecture, product design, urban development and infrastructural projects. The name, UNStudio, stands for United Network Studio, referring to the collaborative nature of the practice.

Throughout over 30 years of international project experience, UNStudio has continually expanded its capabilities through prolonged collaboration with an extended network of international consultants, partners, and advisors across the globe. This network, combined with the centrally located offices in Amsterdam, Shanghai, Hong Kong and Frankfurt, enables UNStudio to work efficiently anywhere in the world. With already 120 built projects in Asia, Europe, and North America, the studio continues to expand its global presence with recent commissions in among others China, South-Korea, Australia, Germany and the UK.

As a network practice, a highly flexible methodological approach has been developed which incorporates parametric designing and collaborations with leading specialists in other disciplines.
The office has worked internationally since its inception and has produced a wide range of work ranging from public buildings, infrastructure, offices, residential, products, to urban masterplans.

Current projects include the mixed-use FOUR development in Frankfurt, the wasl Tower in Dubai and the Southbank by Beulah development in Melbourne. Pivotal realised projects include the Mercedes-Benz Museum in Stuttgart, Arnhem Central Station, Raffles City Hangzhou in China, the Mobius House in the Netherlands and the Erasmus Bridge in Rotterdam.

"From architecture to product design and from research to innovation;
we always aim to find new ways to design for a better reality, with the user constantly at the center of everything we conceive."

BEN VAN BERKEL
Professor AA Dipl. (Hons), (F)RIBA, Hon. FAIA
Founder / Principal Architect UNStudio
Founder UNSense

Ben van Berkel studied architecture at the Rietveld Academy in Amsterdam and at the Architectural Association in London, receiving the AA Diploma with Honours in 1987.

In 2018 Ben van Berkel founded UNSense, an Arch Tech company that designs and integrates human-centric tech solutions for the built environment. Ben van Berkel has lectured and taught at many architectural schools around the world. From 2011 to 2018 he held the Kenzo Tange Visiting Professor's Chair at Harvard University Graduate School of Design, where he led a studio on health and architecture. In 2017, Ben van Berkel also gave a TEDx presentation about health and architecture. In addition, he is a member of the Taskforce Team / Advisory Board Construction Industry for the Dutch Ministry of Economic Affairs.

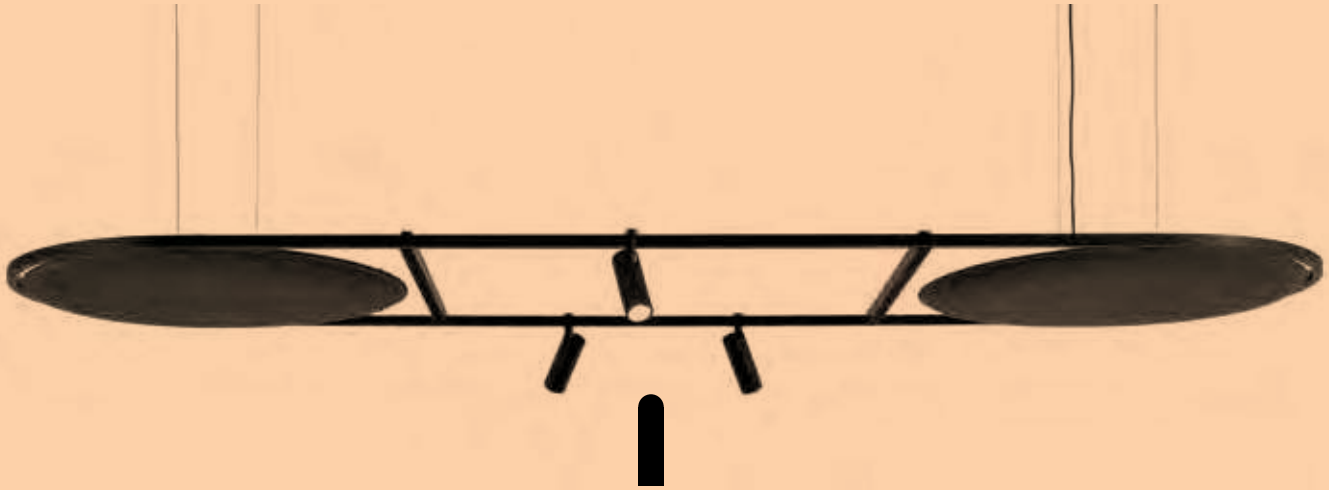

TOOLBOX

The system is a toolbox of flexible components for architects and designers, that will enable them to create workable and liveable solutions for their projects;
a system that combines lighting with acoustics and IOT, into an aesthetically appealing solution that can easily connect to any building management system. The system is also flexible and future-proof, as it allows for new materials and functions to be added in the future.

ADAPTIVE DESIGN

The intention is to create flexible lightscapes that are responsive to the user's ever-changing needs and activities, where design is no longer imposed by the designers, but guided by the user, resulting in responsive and adaptive design. The system combines miniaturization and personalization, in a unique design language.

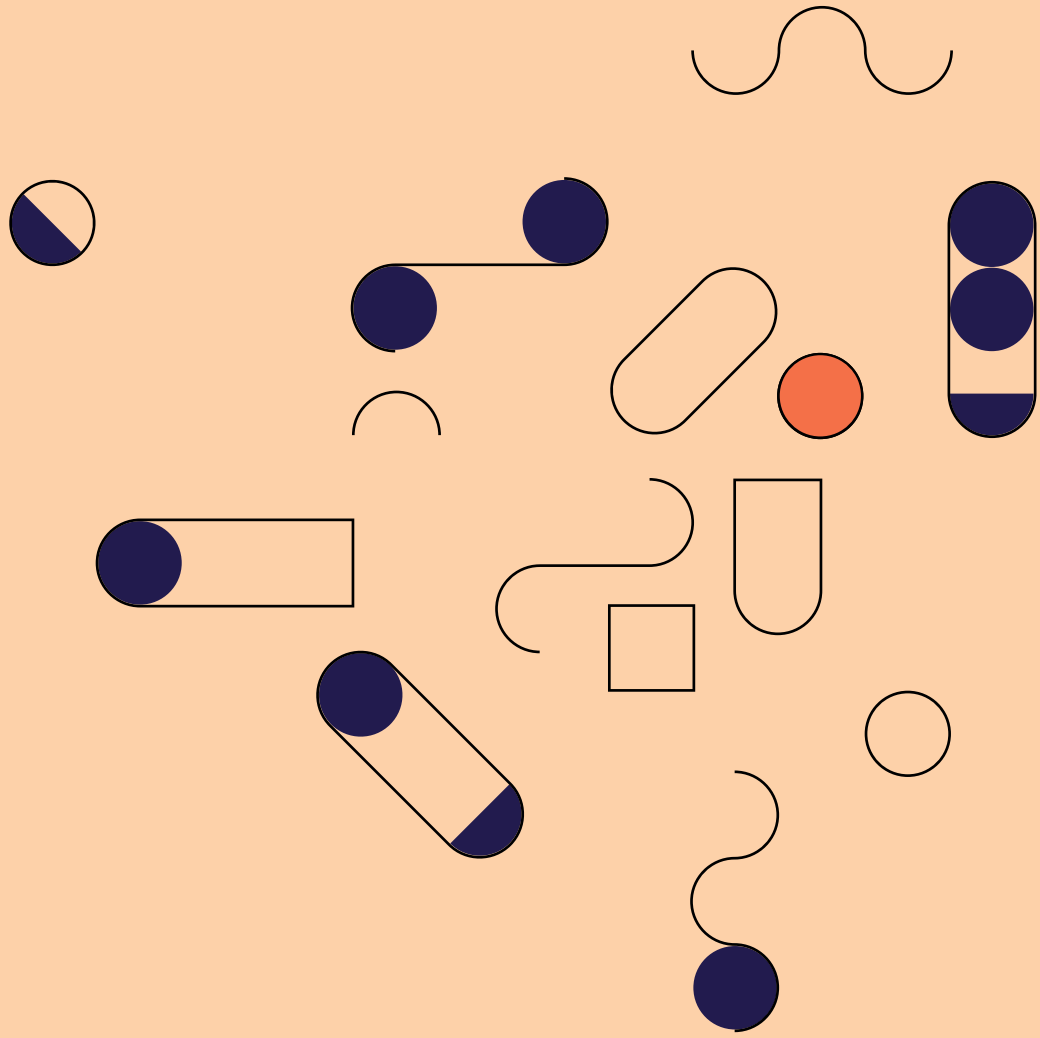

SENSORIAL RESPONSIVE

UNStudio and Delta Light aim to create sensor-based environments that respond, learn and adjust to people's daily activities, taking smart buildings towards responsive architecture through a system that allows people intuitive control and personalisation of space. Soliscape offers different sensoring options enabling you to create human-centric spaces. Light in function of wellbeing.

IV

HUMANIZING SPACES

Humanizing spaces involves investigating their behavioural science. We influence the productivity and the wellbeing of users, by allowing a more intuitive control of the space in a scenario based development. The system is about optimizing visual performance with visual comfort and the quality of the environment, responding to multiple contextual variables and activity based actions, upgrading the overall sense of space.

V

COMPREHENSIVE

A combination of individual functions in one all-encompassing system, offers a more affordable and efficient tool to work with. Alongside the affordability of the single components, in the service economy, further affordability is created with the scalability of the system, where products tango with services.

VI

SUSTAINABLE

With its basic framing, the system allows for a variety of complementary circular materials to expand its aesthetics, and for its language to morph, whilst retaining a clear and strong aesthetic. Different materials can be used within the system to facilitate for specific functionalities, from acoustic to decorative and illuminous atmospheric scenes.

INTERIOR

WALL

RECESSED

GYN
P 283

2 SIZES

LOGIC W
P 285



TAGLINE
P 287

PRO

INLET
P 289

LEDS C
P 291



HELI
P 293



SURFACE

MONTUR
P 295



FORTY-5
P 299

BREES
P 301

GALA
P 303



ORBIT
P 305

2 SIZES

NEW

HEDRA W
P 307

3SIZES

WANT-IT
P 309

2 SIZES

WA-T
P 311

TOPIX
P 313

VISION
P 315

TIGA
P 317

NEW

BACKSPACE II
P 319



NEW

WALKER II
P 321

FEMTOLINE W
P 323

PRO



FEMTOLINE TP
P 325

PRO

NEW

PAGE503
P 503





GYN W

Gyn W serves as pure lighting pleasure. An invisible luminaire, as the gypsum body integrates completely into the wall. By finishing off this gypsum luminaire with any desired colour you want, Gyn disappears in its surroundings with an atmospheric indirect light effect as result.
All you see … is light!

www.deltalight.com/gyn

GYN W S SNAP-IN

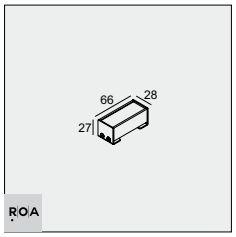

3000K / CRI>90	2700K / CRI>90
LED CLUSTER 2,2W / 252lm / 350mA	LED CLUSTER 2,2W / 242lm / 350mA
23713 9300	**23713 9200**

0,3 IP20

GYN W M SNAP-IN

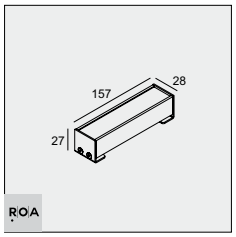

3000K / CRI>90	2700K / CRI>90
LED CLUSTER 8,6W / 1078lm / 350mA	LED CLUSTER 8,6W / 938lm / 350mA
23714 9300	**23714 9200**

0,5 IP20

LED POWER SUPPLY 350MA-DC / DIM

	350mA / 10W DIM8	**350mA / 15W (110-120V: 10W)**
	min. 45	min. 38
	102 x 39 x 21	115 x 34 x 19
	MAINS DIMMING (FE)	NON DIMMABLE
	300 90 110	**300 90 91**
# GYN W S	2 - 4	1 - 6 (4)
# GYN W M	1	1 (1)
	220-240V / 50-60Hz	110-240V / 50-60Hz
	FE 0,1 IP20	0,1 IP20

GYN W S FRAME

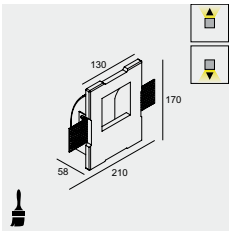

135 x 175 x 65
min.9-max.15

23712 0010

1,1

REQUIREMENTS
GYN W S SNAP-IN

GYN W M FRAME

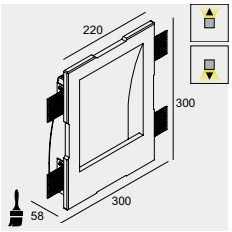

225 x 305 x 65
min.9-max.15

23712 0020

2,3

REQUIREMENTS
GYN W M SNAP-IN

REQUIREMENTS
LED POWER SUPPLY
GYN W S FRAME ▸ **23712 0010** (for gyn W S)
GYN W M FRAME ▸ **23712 0020** (for gyn W M)

LOGIC W

As a family of guidance lights, Logic W exists out of small and large wall luminaires to be installed slightly above ground level. As such, they provide a soft glow on the floor to guide you along pathways or in corridors, both in- and outdoors.

www.deltalight.com/logic-w

LOGIC MINI W R

LOGIC W L F

LOGIC MINI W R

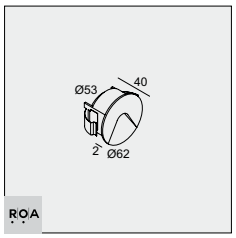

55 x 50 / min. 12

3000K / CRI>80
LED 0,6W / 40lm / 24V-DC
304 30 12 ◇
◇ = A / W
0,2 IP54

LOGIC MINI W S

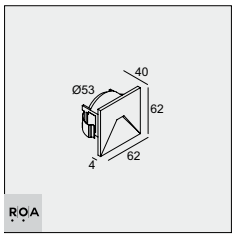

55 x 50 / min. 12

3000K / CRI>80
LED 0,6W / 40lm / 24V-DC
304 31 12 ◇
◇ = A / W
0,2 IP54

LOGIC W S

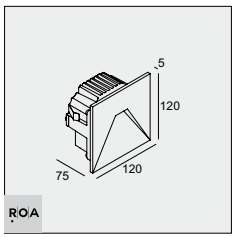

BOX / 115-140

3000K / CRI>90
LED 7.1W / 812lm / 350mA
304 33 811 930 ◇
◇ = A / N / W
110-240V / 50-60Hz
INCL. 1 x PG11
1,0 IP65

LOGIC W L F

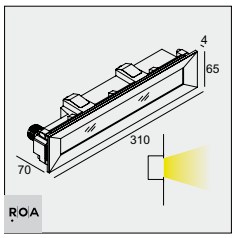

BOX / 110-135

3000K / CRI>80
LED CLUSTER 9W / 1480lm / 350mA
304 32 02 83 ◇
◇ = A / N / W
220-240V / 50-60Hz
INCL. 1 x PG11
1,0 IP65

LOGIC W L

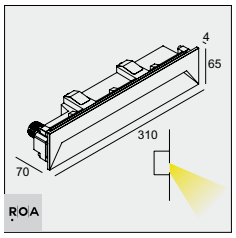

BOX / 110-135

3000K / CRI>80
LED CLUSTER 9W / 1480lm / 350mA
304 32 01 83 ◇
◇ = A / N / W
220-240V / 50-60Hz
INCL. 1 x PG11
1,0 IP65

REQUIREMENTS
LED POWER SUPPLY (for logic MINI)
CONCRETE BOX 192 ▸ **270 11 192** (for logic W S)
or CONCRETE PACK LOGIC W S ▸ **304 33 96** (for logic W S)
CONCRETE BOX 191 ▸ **270 11 191** (for logic W L F and logic W L)
or CONCRETE PACK LOGIC W L ▸ **304 32 96** (for logic W L F and logic W L)

OPTIONS
CONCRETE BOX 188 ▸ **270 11 188** (for logic MINI)

Tagline provides an ultra-minimalistic line of light that integrates seamlessly with the architectural lines of your project. Limited to only 7mm the Tagline seems almost invisible, a slender slot of light that cuts through space. The clever design of the Tagline mounting kit allows you to install Tagline either flush into the wall or either slightly protruding, a design twist that catches the eye.

www.deltalight.com/tagline

TAGLINE

TAGLINE 155 TRIMLESS

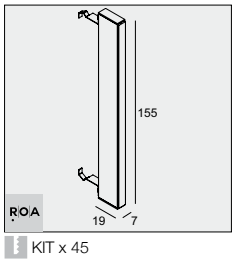

KIT x 45

3000K / CRI>90	2700K / CRI>90
LED CLUSTER 1,25W / 121lm / 24V-DC	
304 04 15 93 ◇	**304 04 15 92** ◇
◇ = B	

0,2 IP20

MOUNTING KIT TAGLINE TRIMLESS

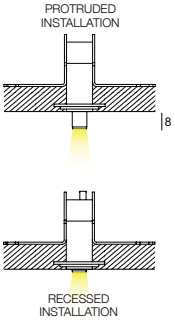

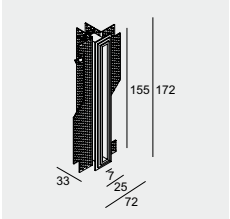

174 x 26 x 45 / min.12,5

304 04 01

0,3

REQUIREMENTS
MOUNTING KIT TAGLINE TRIMLESS ▶ **304 04 01**
LED POWER SUPPLY

I

INLET

Our Inlet is a very popular wall recessed fixture for guidance light in hallways and staircases. A narrow beam of light produces a triangular shaped light effect on the floor. Available with trim or mounted flush in the wall, perfect for usage in residential applications.

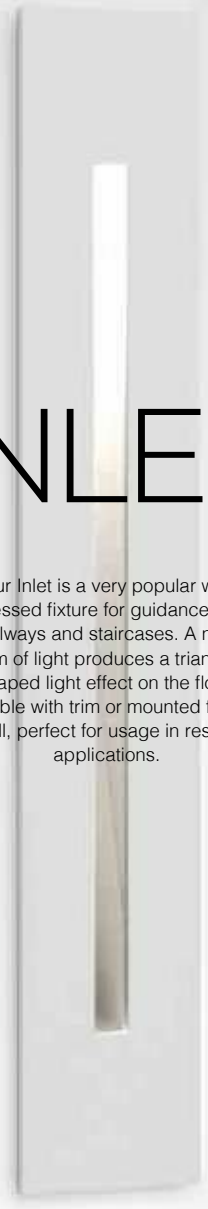

www.deltalight.com/inlet

INLET S

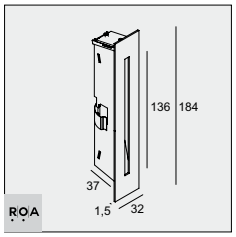

22 x 170 x 45 / min.12

3000K / CRI>80	2700K / CRI>80
LED [A] 1W / 132lm / 350mA	LED [A] 1W / 132lm / 350mA
304 05 12 ◇	**304 05 13** ◇
◇ = A / W	

0,2 IP20

INLET S W +
PLASTERKIT 145


INLET S W +
MOUNTING KIT INLET FLUSH

REQUIREMENTS
LED POWER SUPPLY

OPTIONS
PLASTERKIT 145 ▸ **304 05 99**
CONCRETE BOX 145 ▸ **304 05 98**
MOUNTING KIT INLET FLUSH ▸ **304 05 01**



LEDS C

This family offers some miniature fixtures that serve as orientation and atmosphere lighting. Available in round and square, these little dots of light are perfect as guidance lights.
While Leds C II can be used indoors - for example as safety light in corridors and hallways -, Leds C R ST and Leds Go will guide the way outdoors – along paths and driveways.

www.deltalight.com/leds-c

LEDS C S II

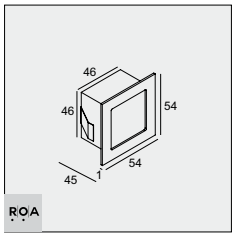

50 x 50 x 50

3000K / CRI>80	2700K / CRI>80
LED CLUSTER 1W / 155lm / 350mA	
302 202 830 ◇	**302 202 820** ◇
◇ = W	

0,1 IP20 IP40

LEDS C R II

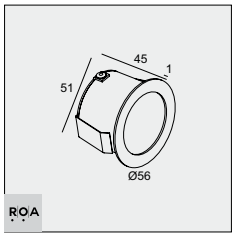

51 x 46

3000K / CRI>80	2700K / CRI>80
LED CLUSTER 1W / 155lm / 350mA	
302 201 830 ◇	**302 201 820** ◇
◇ = W	

0,1 IP20 IP40

REQUIREMENTS
LED POWER SUPPLY

OPTIONS
CONCRETE BOX 196 ▸ **270 11 196** (for LEDS C S II)
CONCRETE BOX 195 ▸ **270 11 195** (for LEDS C R II)

HELI

As a small wall recessed luminaire, Heli is perfect as a guidance light. Be it in a corridor or as a safety light for the steps of your stairs at night, Heli does the trick. Also outside, Heli X will guide you the way.

www.deltalight.com/heli

HELI 1

HELI 1 SCREEN LED

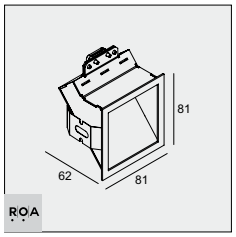

75 x 75 x 85

4000K / CRI>80	3000K / CRI>80
LED [A] 1W / 134lm / 350mA	LED [A] 1W / 132lm / 350mA
202 04 14 ◇	**202 04 12** ◇
◇ = A / W	

0,2 IP20

HELI 1 LED

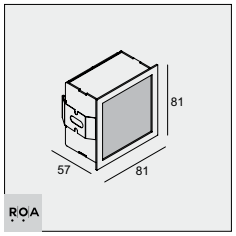

75 x 75 x 60

3000K / CRI>80
LED [A] 1W / 132lm / 350mA
202 04 32 ◇
◇ = A / W

0,2 IP40

REQUIREMENTS
LED POWER SUPPLY

OPTIONS
PLASTERKIT 186 ▸ **207 01 186**
CONCRETE BOX 186 ▸ **270 11 186**
MOUNTING KIT 75 ▸ **202 00 75**

MONTUR

With Montur we offer a highly original interpretation of an archetypical concept: a light source that is contained within the framing of a 3D square or rectangular shape. The Montur is available in indoor and outdoor versions, as a ground, wall or ceiling fixture, with LED clusters or filament-LED lamps with a rustic look. The series integrates beautifully in both country-classic and contemporary homes, and is suitable for hotels and public buildings as well.

The Montur not only breathes new life into a classic concept, it also adds a detailed element of refinement. The sharply profiled framing in aluminium is utterly devoid of welding seams. For both the indoor and outdoor versions, there is a choice of finishing with either hand pressed transparent or opal glass. The opal glass version contains a milky, cone shaped core, with a transparent glass surface, creating a pleasantly diffused light that gives the lamp extra cachet.
The indoor version of the Montur is also available as an open cube, with one or two bulbs, or in a rectangular shape with a powerful LED cluster concealed behind a protective cover in polycarbonate. By using them as outdoor fixtures, you can extend your lighting style into the garden or parking area. The outdoor versions are available in the same models as the indoor ones, but always feature a protective cover in glass or polycarbonate. There is also a bollard version, with a choice of various heights.

www.deltalight.com/montur

MONTUR M E27

MONTUR S

MONTUR R / SQL

MONTUR L

MONTUR S LED

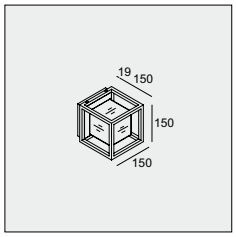

3000K / CRI>80	2700K / CRI>80
LED CLUSTER 6,1W / 960lm / 350mA	
232 112 83 ◇	**232 112 82** ◇
◇ B	
100-240V / 50-60Hz	
INCL.GLASS OPAL	
I 2,0 IP65	

MONTUR S O E27

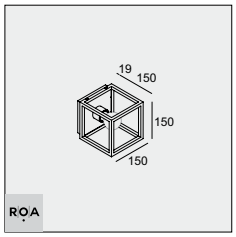

A60 max.40W
232 111 00 ◇
◇ B / FBR / FG
E27Ls / 100-240V / 50-60Hz
I 1,1 IP20

MONTUR M LED

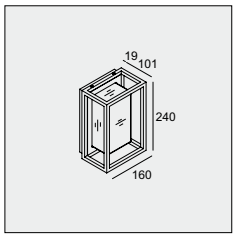

3000K / CRI>80	2700K / CRI>80
LED CLUSTER 6,1W / 990lm / 350mA	
232 212 83 ◇	**232 212 82** ◇
◇ B	
100-240V / 50-60Hz	
INCL.GLASS OPAL	
I 2,6 IP65	

MONTUR M E27

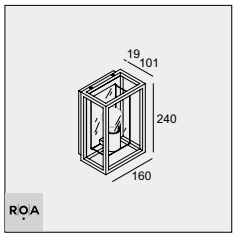

A60 max.40W
232 213 00 ◇
◇ B
E27Ls / 100-240V / 50-60Hz
INCL.GLASS CLEAR
I 2,5 IP65

MONTUR M O E27

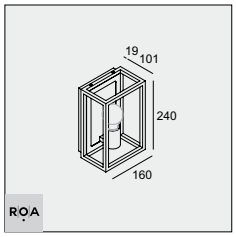

A60 max.40W
232 211 00 ◇
◇ B / FBR / FG
E27Ls / 100-240V / 50-60Hz
I 1,3 IP20

MONTUR M O E27
FBR - FLEMISH BRONZE

MONTUR M O E27
FG - FLEMISH GOLD

MONTUR M LED B

OPTIONS
LED SOLUTION - PAG TEC 10



MONTUR L PC LED

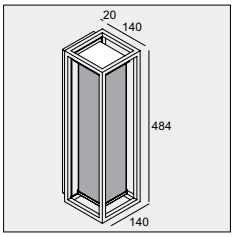

3000K / CRI>80
LED CLUSTER 14W / 2300lm / 700mA
232 318 83 ◇
◇ B
220-240V / 0 | 50-60Hz
INCL.PC OPAL
I 2,6 IP54

MONTUR L O E27

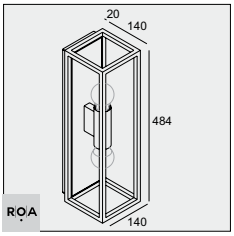

2 x A60 max.40W
232 321 00 ◇
◇ B
2 x E27Ls / 100-240V / 50-60Hz
I 1,8 IP20

MONTUR SQL LED

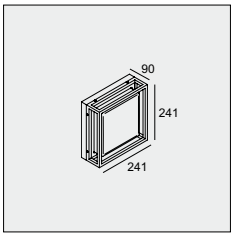

3000K / CRI>80	2700K / CRI>80
LED CLUSTER 7W / 1180lm / 350mA	
232 812 83 ◇	**232 812 82** ◇
◇ B	
100-240V / 50-60Hz	
INCL.GLASS OPAL	
I 2,1 IP65	

MONTUR R LED

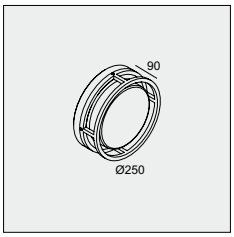

3000K / CRI>80	2700K / CRI>80
LED CLUSTER 6W / 1000lm / 350mA	
232 712 83 ◇	**232 712 82** ◇
◇ B	
100-240V / 50-60Hz	
INCL.GLASS OPAL	
I 2,1 IP65	

OPTIONS
LED SOLUTION - PAG TEC 10

reddot design award winner

interior innovation award Winner

GOOD DESIGN award



FORTY-5

Forty-5 is a wall-mounted architectural eye-catcher.
It is hard to describe this light fitting either in words or in images. Call it the three dimensional development of a cube on paper: from reality to abstraction and back. A cube on paper consists of two overlapping squares, with the corners joined by four lines at 45 degrees; hence the name.

Forty-5 puts the observer to the test and gives a playful touch to the wall. Ideal in the home or as a background for receptions and entrance halls. The fitting is available in two versions each forming the mirror image of the other. Add an extra dimension with installations that play with a downlighter and an uplighter.

Available in white finish, both LED light source and driver are integrated and hidden inside the fitting.

www.deltalight.com/forty-5

FORTY-5 L

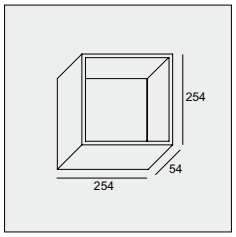

3000K / CRI>80
LED CLUSTER 3W / 520lm / 350mA
278 71 12 L ◇
◇ W
220-240V / 50-60Hz

□ 2,7 IP20

FORTY-5 R

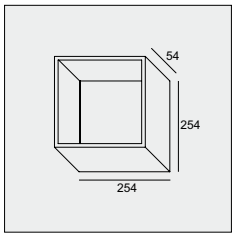

3000K / CRI>80
LED CLUSTER 3W / 520lm / 350mA
278 71 12 R ◇
◇ W
220-240V / 50-60Hz

□ 2,7 IP20

BREESS

Breess is a stylized and decorative indirect wall mounted luminaire, inspired on the poetic movement from sheets of paper, twirling in the wind. The luminaires can be used as an individual, playful lighting accent or mounted in a symmetric or asymmetric set-up. By mounting multiple Breess luminaires in a composition, a dynamic play of light is created on the wall.
Breess comes in two versions, either "portrait" or "landscape", referring to the orientation of a printed sheet of paper, both curled up from 1 corner. Either version can be mounted on the wall in 2 directions, by combining different models and multiple ways of mounting an infinite amount of unique set-ups can be created.
The thin curled front panel uses a similar length-to-width ratio as regular A4 paper sheets and has a matt white finishing, referring to a standard sheet of paper and its most common colour.
By adding a hidden wall fixation to the thin sheet, the luminaires seem to float against the wall, enhancing the sense of space around the luminaire, perfectly applicable in residential and hospitality projects, bars and restaurants.

Design by **LUC RAMAEL** & Delta Light

www.deltalight.com/breess

BREESS 25

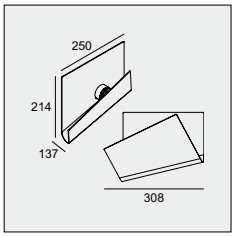

3000K / CRI>90	2700K / CRI>90
LED 7.1W / 812lm / 350mA	LED 7.1W / 779lm / 350mA
MAINS DIMMING (FE)	
24511 9308 ◇	**24511 9208** ◇
◇ W	
220-240V / 50-60Hz	
□ 1,2 IP20	

BREESS 36

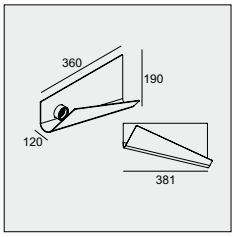

3000K / CRI>90	2700K / CRI>90
LED 7.1W / 812lm / 350mA	LED 7.1W / 779lm / 350mA
MAINS DIMMING (FE)	
24512 9308 ◇	**24512 9208** ◇
◇ W	
220-240V / 50-60Hz	
□ 1,2 IP20	



I

GALA

Gala has been a classic within Delta Light's range of wall mounted fixtures. Recognizable by its rectangular shape with rounded corners, Gala comes as a down-up luminaire or as an uplighter, creating a flood of indirect light for a pleasant and intimate setting.

www.deltalight.com/gala

GALA T

GALA T

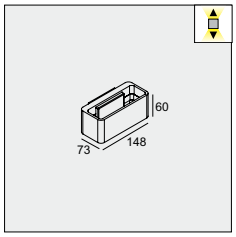

3000K / CRI>90	2700K / CRI>90
LED CLUSTER 9,4W / 1479lm / 350mA	LED CLUSTER 9,4W / 1422lm / 350mA
12220 9300 ◇	**12220 9200** ◇
◇ W	
220-240V / 50-60Hz	
0,5 IP20	

GALA XL LP

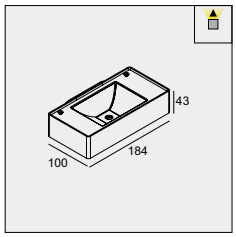

3000K / CRI>90	2700K / CRI>90
LED 7.1W / 812lm / 350mA	LED 7.1W / 779lm / 350mA
MAINS DIMMING (FE)	
12219 9308 ◇	**12219 9208** ◇
◇ W	
220-240V / 50-60Hz	
0,8 IP20	

GALA XL

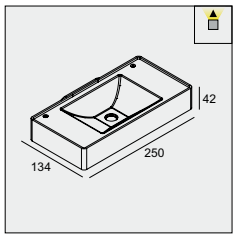

3000K / CRI>90
LED 13,8W / 1232lm / 500mA
MAINS DIMMING (FE)
275 161 93 ED8 ◇
◇ W
220-240V / 50-60Hz
1,2 IP20

GALA XL HP

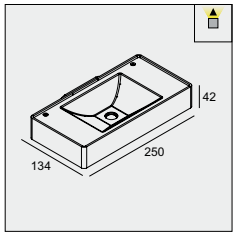

3000K / CRI>90
LED 32,6W / 3337lm / 850mA
1-10V DIM
275 162 93 ED1 ◇
◇ W
220-240V / 50-60Hz
1,2 IP20

AWARD
DESIGN PLUS
light+building

ORBIT

As a Design Plus Award winner in 2000, the Orbit has been a favorite in the wall mounted range of Delta Light for many years. This wall mounted family comes in two versions, Orbit, and Orbit T.
Orbit combines a couple of LEDs with a lens for up- and downlight, which results in a distinctive light pattern on the wall. Finished in either standard lacquered finish or with the typical Punk look.
Orbit T is a unique, see-through luminaire. The flexible LED around the hollows inside of the luminaire also results in a pleasant down-up light effect.

www.deltalight.com/orbit

ORBIT PUNK LED

ORBIT PUNK HI

ORBIT T LED

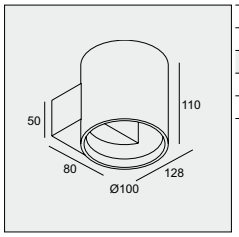

3000K / CRI>90	2700K / CRI>90
LED 3W / 484lm / 24V-DC	
271 05 93 ◇	**271 05 92** ◇
◇ B-MMAT / W-W	
220-240V / 50-60Hz	
0,6 IP20	

ORBIT LED

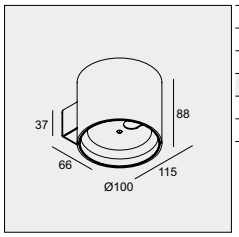

3000K / CRI>90	2700K / CRI>90
2 x LED 3.2W / 309lm / 350mA	2 x LED 3.2W / 297lm / 350mA
MAINS DIMMING (FE)	
271 04 93 ED8 ◇	**271 04 92 ED8** ◇
◇ B-MMAT / W-W	
220-240V / 50-60Hz	
0,5 IP20	

ORBIT PUNK LED

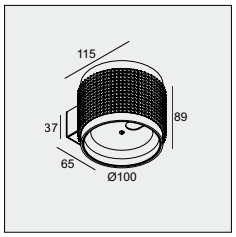

3000K / CRI>90	2700K / CRI>90
2 x LED 3.2W / 309lm / 350mA	2 x LED 3.2W / 297lm / 350mA
MAINS DIMMING (FE)	
271 08 93 ED8 ◇	**271 08 92 ED8** ◇
◇ BP-MMAT / GC-B	
220-240V / 0l50-60Hz	
0,5 IP20	

ORBIT PUNK HI

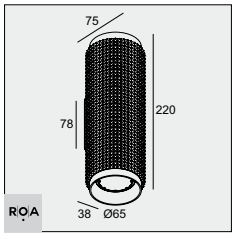

2 x QPAR51 max.35W
472 361 00 ◇
◇ BP / GC
GU10 / 100-240V / 50-60Hz
0,6 IP20 0,5

ORBIT PUNK BP

ORBIT LED B-MMAT

OPTIONS
LED SOLUTION - PAG TEC 10

HEDRA W

Hedra adds refinement, finesse and colour to the range. Next to black and white, Hedra W is available in a Gold Coloured and Black Bronze finish. The faceted design of the Hedra captures and reflects the ambient light with an ever-changing look as result. It is the typical design element of the Hedra family, which also includes a series of pendant and spotlight luminaires.

www.deltalight.com/vizir-hedra

HEDRA 62 W

HEDRA 62 W DOWN-UP HI

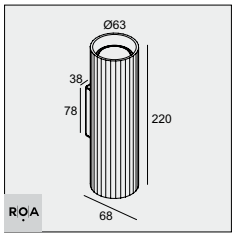

2 x QPAR51 max.35W

472 362 00 ◇

◇ B / BBR / GC / W

GU10 / 100-240V / 50-60Hz

0,7 IP20 0,5

HEDRA 39 W

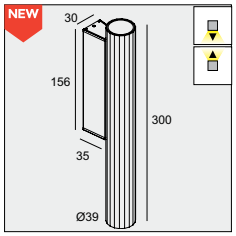

3000K / CRI>90	2700K / CRI>90
LED 3.9W / 385lm / 350mA	LED 3.9W / 385lm / 350mA
13°	
22535 9310 ◇	**22535 9210** ◇

◇ BBR-B / GC-B / W-W

220-240V / 50-60Hz

0,6 IP20

HEDRA 39 W 40 DOWN-UP

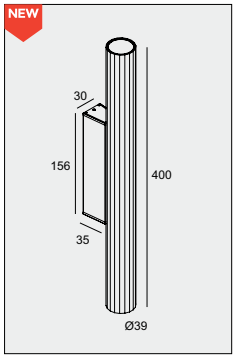

3000K / CRI>90	2700K / CRI>90
2 x LED 3.9W / 385lm / 350mA	2 x LED 3.9W / 385lm / 350mA
13°	
22536 9310 ◇	**22536 9210** ◇

◇ BBR-B / GC-B / W-W

220-240V / 50-60Hz

0,7 IP20

HEDRA 39 W 60 DOWN-UP

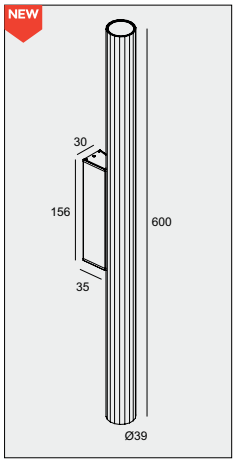

3000K / CRI>90	2700K / CRI>90
2 x LED 3.9W / 385lm / 350mA	2 x LED 3.9W / 385lm / 350mA
13°	
22534 9310 ◇	**22534 9210** ◇

◇ BBR-B / GC-B / W-W

220-240V / 50-60Hz

0,9 IP20

OPTIONS
LED SOLUTION - PAG TEC 10

WANT-IT

Want-it is a vivid range of wall luminaires, available for both interior and exterior use. The streamlined and timeless design of the Want-it gives it a very flat and low-impact appearance, with no visible screws. The slightly curved edges provide a subtle twist to the design, while also creating a nicely delineated light pattern on the wall.

The Want-it comes in a square and rectangular shape. While the exterior version comes in a dark grey finish, the interior version is available in all white or a more decorative black and matt gold combination.

www.deltalight.com/want-it

WANT-IT L

WANT-IT S X

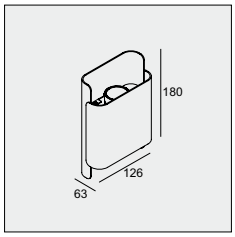

3000K / CRI>90	2700K / CRI>90
2 x LED 4,7W / 569m / 240mA	2 x LED 4,7W / 545lm / 240mA
275 14 812 930 ◇	**275 14 812 920** ◇
◇ W	
110-240V / 50-60Hz	
□ 0,6 IP55	

WANT-IT S

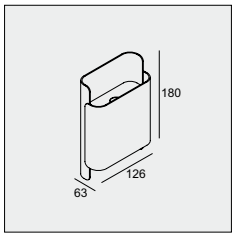

3000K / CRI>90	2700K / CRI>90
2 x LED 3.2W / 309lm / 350mA	2 x LED 3.2W / 297lm / 350mA
MAINS DIMMING (FE)	
275 12 82 93 ED8 ◇	**275 12 82 92 ED8** ◇
◇ B-MMAT / W-W	
220-240V / 0l50-60Hz	
□ 0,6 IP20	

WANT-IT L

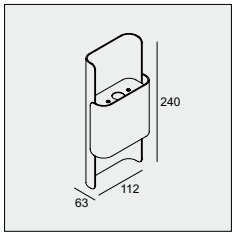

3000K / CRI>90	2700K / CRI>90
2 x LED 3.2W / 309lm / 350mA	2 x LED 3.2W / 297lm / 350mA
MAINS DIMMING (FE)	
275 13 82 93 ED8 ◇	**275 13 82 92 ED8** ◇
◇ B-MMAT / W-W	
220-240V / 0l50-60Hz	
□ 0,5 IP20	

WA-T
The visual perception of our Wa-T luminaire is that a part of the surface of the wall floats away from the wall itself. The indirect light created by Wa-T enforces this visual perception. When choosing black as finishing option, the inner finishing in Matt Gold creates a soft and warm glow onto the wall.
www.deltalight.com/wa-t

WA-T

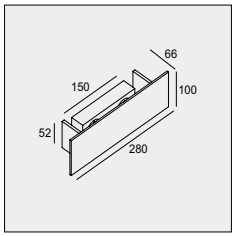

3000K / CRI>90	3000-2000K / CRI>90
LED 7,5W / 700lm / 500mA	LED 9,5W / 690lm / 500mA
NON DIM	MAINS DIMMING (FE)
275 15 93 ◇	**275 15 1902 ED8** ◇
◇ B-MMAT / W-W	
100-240V / 50-60Hz	220-240V / 50-60Hz

I 0,9 IP20

INTERIOR WALL

reddot design award
winner 2009

TOPIX

This multi award-winning luminaire ensures a playful effect and offers a lot of freedom.
On its own, Topix wows you with its peculiar yet attractive design, when put together, you can create artistic clusters of light.
Topix comes for in- and outdoors, giving you the opportunity to make your façade stand out.

www.deltalight.com/topix

TOPIX

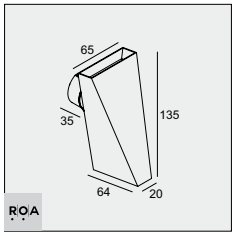

41 x 38

4000K / CRI>80	3000K / CRI>80
2 x LED [A] 1W / 134lm / 350mA	2 x LED [A] 1W / 132lm / 350mA
304 17 04 ◇	**304 17 02** ◇
◇ = A / W	

III 0,1 IP20

REQUIREMENTS
LED POWER SUPPLY

OPTIONS
CONCRETE BOX 153 ▸ **302 20 21**
CONCRETE BOX TR 154 ▸ **302 20 22**

GOOD DESIGN award

VISION

Since its launch Vision has already won multiple awards, thanks to its impressive and nicely delineated parabolic light pattern on the wall. This classic is available both for indoor and outdoor use. Vision thanks its powerful light effect to the combination of LED technology in combination with a lens, giving its unique design and playful light effect.

www.deltalight.com/vision

VISION LED

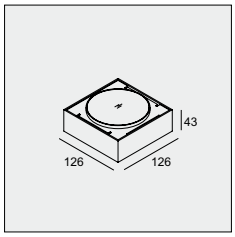

3000K / CRI>80	2700K / CRI>80
2 x LED 1.4W / 182lm / 500mA	2 x LED 1.4W / 182lm / 500mA
278 25 22 ◇	**278 25 23** ◇
◇ W / W-C	
100-240V / 50-60Hz	
I 0,9 IP20	



TIGA

A medium sized rectangular lighting fixture, delivering a pleasant up and downward light effect on your wall. As a wall mounted luminaire, Tiga is perfect for both residential use or to apply in hotels and restaurants.

Tiga comes as an indoor and outdoor version, perfect to merge your exterior and interior in a similar design language.

www.deltalight.com/tiga

TIGA IN LED + 2 x **V-PLATE**

TIGA LED BS

TIGA IN LED

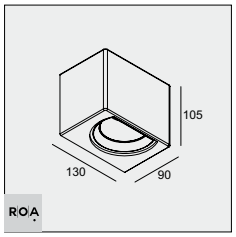

3000K / CRI>90	2700K / CRI>90
LED 7.1W / 812lm / 350mA	LED 7.1W / 779lm / 350mA
MAINS DIMMING (FE)	
223 753 811 932 ED8 ◇	**223 753 811 922 ED8** ◇
◇ B-MMAT / W-W	
220-240V / 50-60Hz	
I 1,3 IP20	

TIGA LED BS

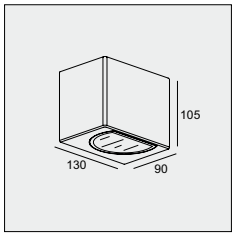

3000K / CRI>90	2700K / CRI>90
LED 7.1W / 812lm / 350mA	LED 7.1W / 779lm / 350mA
MAINS DIMMING (FE)	
223 752 811 932 ED8 ◇	**223 752 811 922 ED8** ◇
◇ = A / G / W	
220-240V / 50-60Hz	
1,4 IP65	

TIGA LED

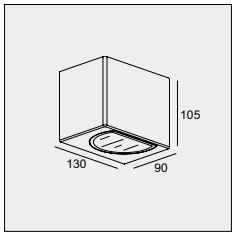

3000K / CRI>90	2700K / CRI>90
LED 7.1W / 812lm / 350mA	LED 7.1W / 779lm / 350mA
MAINS DIMMING (FE)	
223 751 811 932 ED8 ◇	**223 751 811 922 ED8** ◇
◇ = A / G / W	
220-240V / 50-60Hz	
1,4 IP65	

TIGA V-PLATE

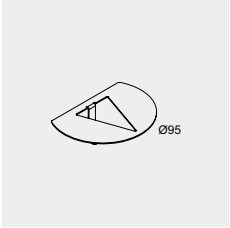

223 753 01 ◇
◇ B / W
0,1

ACCESSORIES
TIGA V-PLATE



BACKSPACE II

In many ways, Backspace II is a joy for the eye, be it by its slender design, by its pleasant light effect or by its playful colour combinations. Backspace II is designed to create a 2-way light effect on the wall, the choice to install it in a horizontal or vertical way is up to you. By mounting the light source in the front part of the luminaire, it is perfectly shielded from looking directly into the source.
Backspace II can be used for interior lighting in a white, grey or dark grey finish or for outdoor settings in grey or dark grey. An additional touch of colour can be added to the luminaires by opting for an extra golden reflector.

www.deltalight.com/backspace-ii

BACKSPACE II

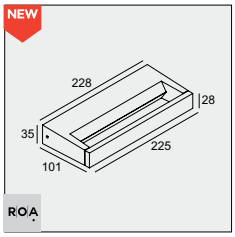

3000K / CRI>90	2700K / CRI>90
LED CLUSTER 10,4W / 1260lm / 500mA	LED CLUSTER 10,4W / 1170lm / 500mA
MAINS DIMMING (FE)	
10212 9308 ◇	**10212 9208** ◇
◇ W	
220-240V / 50-60Hz	
I 0,6 IP20	

BACKSPACE II X

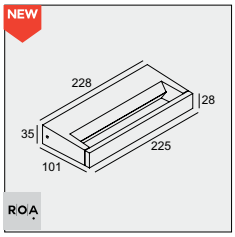

3000K / CRI>90	2700K / CRI>90
LED CLUSTER 10,4W / 1260lm / 500mA	LED CLUSTER 10,4W / 1170lm / 500mA
10214 9300 ◇	**10214 9200** ◇
◇ A / N	
220-240V / 50-60Hz	
0,6 IP54	

BACKSPACE II W

BACKSPACE II REFLECTOR

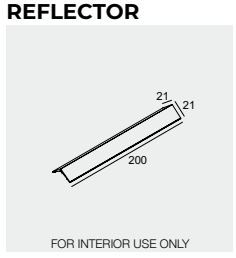

FOR INTERIOR USE ONLY

10215 0010 ◇
◇ GC
0,1

ACCESSORIES
BACKSPACE II REFLECTOR

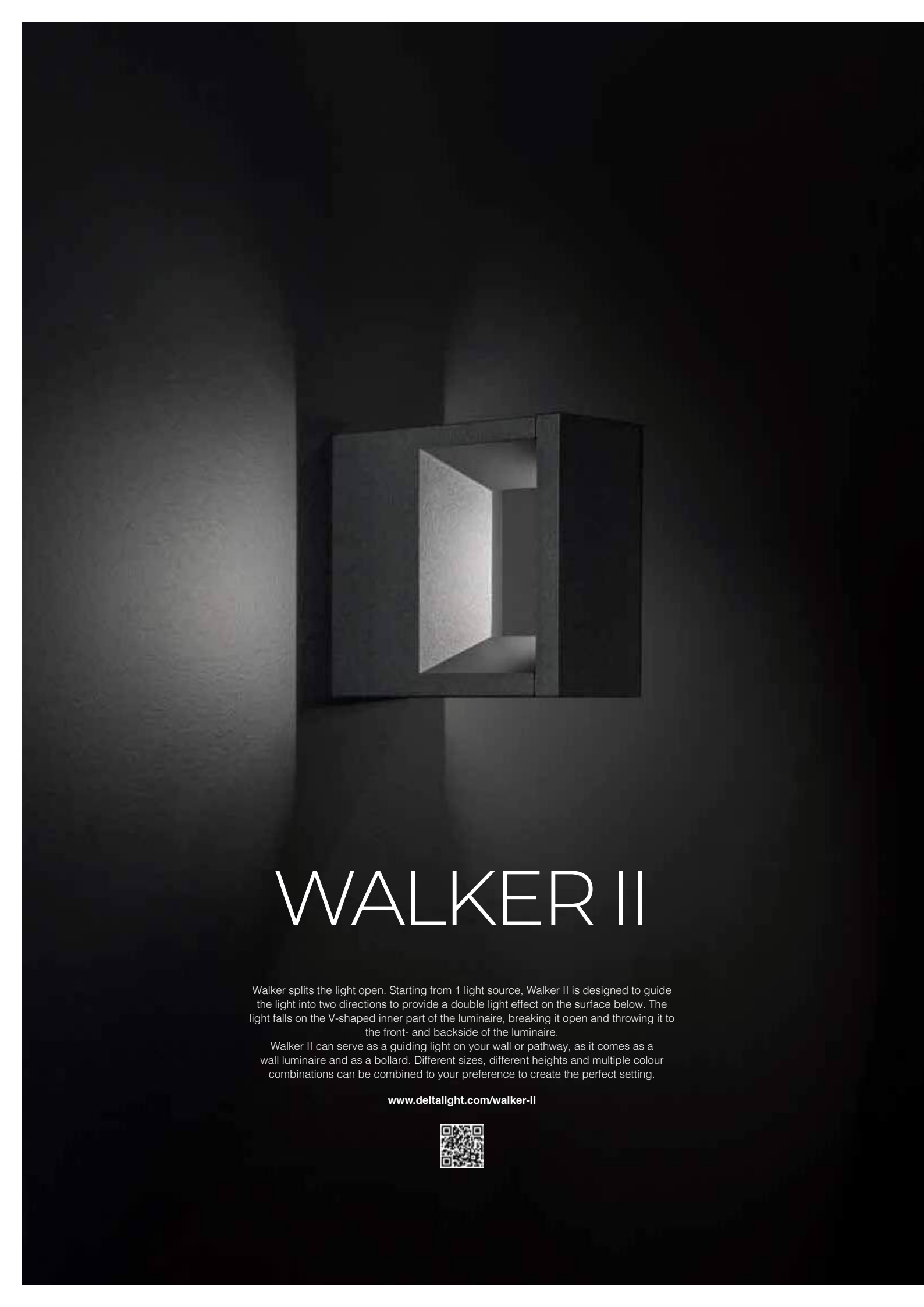

WALKER II

Walker splits the light open. Starting from 1 light source, Walker II is designed to guide the light into two directions to provide a double light effect on the surface below. The light falls on the V-shaped inner part of the luminaire, breaking it open and throwing it to the front- and backside of the luminaire.
Walker II can serve as a guiding light on your wall or pathway, as it comes as a wall luminaire and as a bollard. Different sizes, different heights and multiple colour combinations can be combined to your preference to create the perfect setting.

www.deltalight.com/walker-ii

WALKER II W S

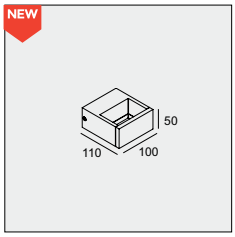

3000K / CRI>90	2700K / CRI>90
LED CLUSTER 3,7W / 480lm / 250mA	LED CLUSTER 3,7W / 450lm / 250mA
22614 9300 ◇	**22614 9200** ◇
◇ A / N / W	
22615 9300 ◇	**22615 9200** ◇
◇ A-N / N-GC / W-GC	
100-240V / 50-60Hz	
□ 0,5 IP54	

WALKER II W

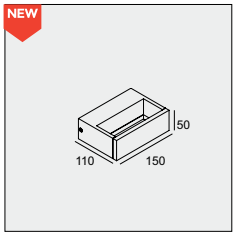

3000K / CRI>90	2700K / CRI>90
LED CLUSTER 6,2W / 790lm / 350mA	LED CLUSTER 6,2W / 740lm / 350mA
22618 9300 ◇	**22618 9200** ◇
◇ A / N	
22619 9300 ◇	**22619 9200** ◇
◇ A-N / N-GC	
100-240V / 50-60Hz	
□ 0,7 IP54	

FEMTOLINE WALL

This slim and multi-functional wall mounted profile creates a cosy effect on the wall. It comes as fixed lengths of 600 and 1200mm and is also available as bespoke wall mounted profile for direct-indirect lighting on vertical surfaces.

www.deltalight.com/femtoline

FEMTOLINE W DOWN-UP

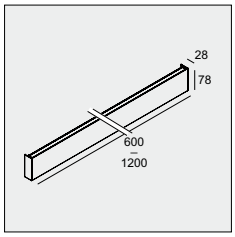

3000K / CRI>90	
LED CLUSTER (UP) 9W / 840lm / 24V-DC LED CLUSTER (DOWN) 9W / 840lm / 24V-DC	LED CLUSTER (UP) 18,2W / 1680lm / 24V-DC LED CLUSTER (DOWN) 18,2W / 1680lm / 24V-DC
L 600mm / 1,0	L 1290 mm / 1,6
270 63 06 93 ◇	**270 63 12 93** ◇
◇ B / W	
220-240V / 50-60Hz	
IP20	

FEMTOLINE TP

Femtoline TP is designed as a mirror light for bathrooms. The specific linear optics allow for a diffused spread of light to 2 sides of the profile, perfect to light up both the mirror and the person in front of it. Available in 2 finishes and 2 sizes for easy integration into the design of the bathroom.

www.deltalight.com/femtoline

FEMTOLINE TP WALL 60

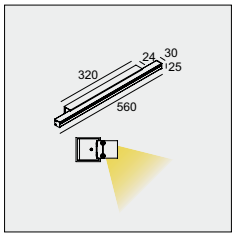

3000K / CRI>90
LEDFLEX 11,9W / 1155lm / 24V-DC
270 75 060 ◇
◇ = C / W
220-240V / 0 | 50-60Hz
0,9 IP44

FEMTOLINE TP WALL 100

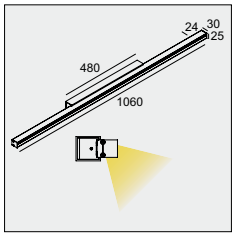

3000K / CRI>90
LEDFLEX 22,6W / 2205lm / 24V-DC
270 75 100 ◇
◇ = C / W
100-240V / 50-60Hz
1,3 IP44



TRACK

TRACK

NEW

SPY

P 339

1470 - 4600lm

3 SIZES

SPY FOCUS

P 341

1080 - 2130lm

2 SIZES

NEW

FRAGMA

P 353

1100 - 4600lm

3 SIZES

NEW

MULTINOVA

P 357



2150 - 4820lm

2 SIZES

SUPER-OH! XS

P 361

1470 - 2940lm

2 SIZES

SUPERNOVA XS

P 363

1580 - 2600lm

2 SIZES

NEW

PAGE503

P 503

COMPOSITION

1 TRACK 3F DIM IN
2 ENDCAP / SUPPLY / CORNERS
3 FIXATION
4 ACCESSORIES

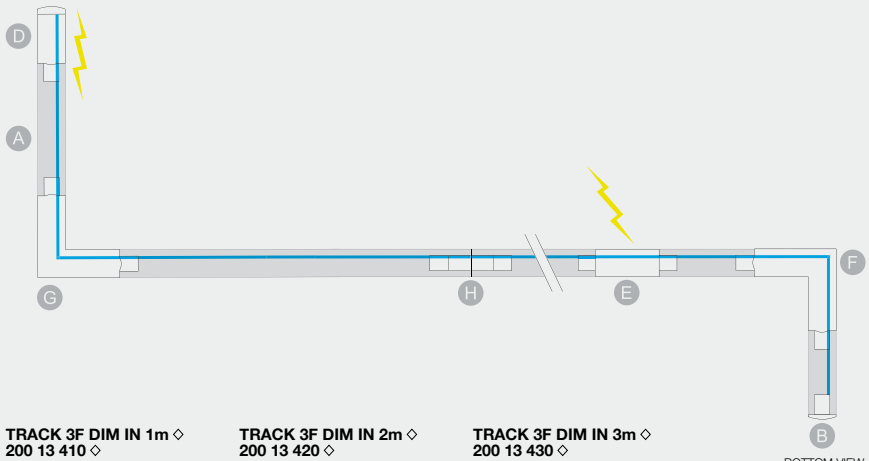

1 TRACK.

A

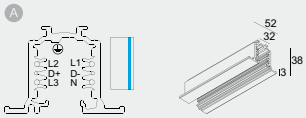

TRACK 3F DIM IN 1m ◇
200 13 410 ◇
◇ = B / W (RAL 9010)
110-240V / 50-60Hz / 3F
IP20
0,8

TRACK 3F DIM IN 2m ◇
200 13 420 ◇
◇ = B / W (RAL 9010)
110-240V / 50-60Hz / 3F
IP20
1,6

TRACK 3F DIM IN 3m ◇
200 13 430 ◇
◇ = B / W (RAL 9010)
110-240V / 50-60Hz / 3F
IP20
2,4

2 ENDCAP / SUPPLY / CORNERS.

B

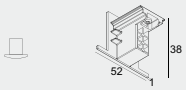

TRACK IN END CAP ◇
200 13 41 ◇
◇ = B / W (RAL 9010)
0,1

C

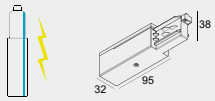

TRACK END SUPPLY 11 ◇
200 12 11 ◇
◇ = B / W (RAL 9010)
110-240V / 50-60Hz
0,1 IP20

+

TRACK IN END COVER ◇
200 13 11 ◇
◇ = B / W (RAL 9010)
0,1

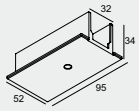

D

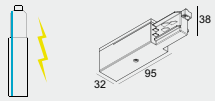

TRACK END SUPPLY 12 ◇
200 12 12 ◇
◇ = B / W (RAL 9010)
110-240V / 50-60Hz
0,1 IP20

+

TRACK IN END COVER ◇
200 13 11 ◇
◇ = B / W (RAL 9010)
0,1

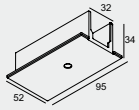

E

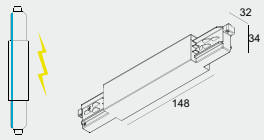

TRACK MIDDLE SUPPLY ◇
200 12 14 ◇
◇ = B / W (RAL 9010)
110-240V / 50-60Hz
0,1 IP20

+

TRACK IN MIDDLE COVER ◇
200 13 14 ◇
◇ = B / W (RAL 9010)
0,1

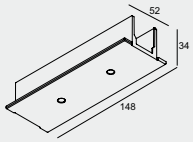

F

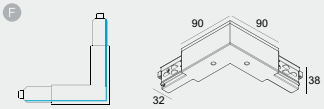

TRACK CORNER 90° OUT ◇
200 12 35 ◇
◇ = B / W (RAL 9010)
0,1 IP20

+

TRACK IN 90° COVER ◇
200 13 12 ◇
◇ = B / W (RAL 9010)
0,1

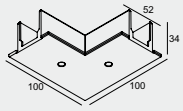

G

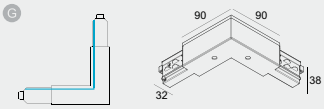

TRACK CORNER 90° IN ◇
200 12 34 ◇
◇ = B / W (RAL 9010)
0,1 IP20

+

TRACK IN 90° COVER ◇
200 13 12 ◇
◇ = B / W (RAL 9010)
0,1

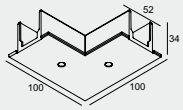

H

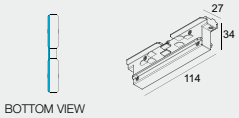

BOTTOM VIEW

TRACK CORNER 180° ◇
200 12 21 ◇
◇ = B / W (RAL 9010)
0,1 IP20

TRACK
3F DIM IN

3

FIXATION.

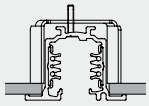

40 x (L + ENDCAP / SUPPLY / CORNERS) x 70

min.5 - max.25

TRACK INSIDE CLIP
200 13 14 01
0,1

4

ACCESSORIES

TRACK CUTTING TOOL
200 12 01
0,2

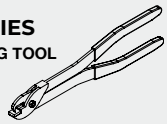

CTRL DELTA C

COMPOSITION

1 TRACK 3F DIM ON
2 ENDCAP / SUPPLY / CORNERS
3 FIXATION
4 CURRENT SUPPLY
5 ACCESSORIES
6 OPTIONS

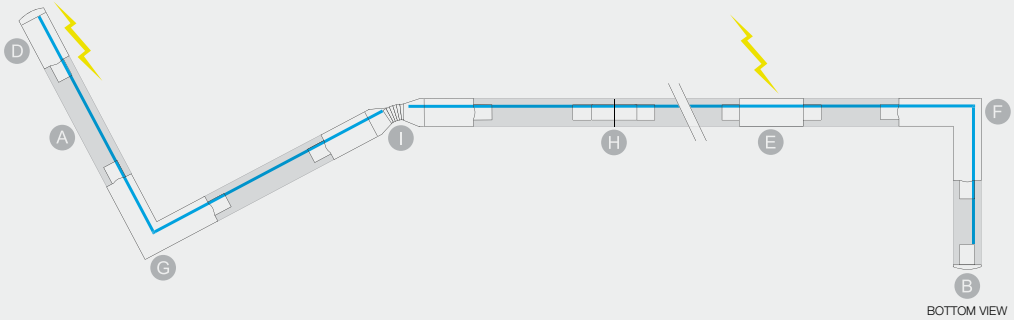

BOTTOM VIEW

1 TRACK.

A

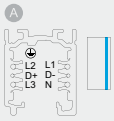

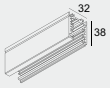

TRACK 3F DIM ON 1m ◇
200 12 410 ◇
◇ = B / W (RAL 9010)
110-240V / 50-60Hz / 3F
IP20
0,8

TRACK 3F DIM ON 2m ◇
200 12 420 ◇
◇ = B / W (RAL 9010)
110-240V / 50-60Hz / 3F
IP20
1,6

TRACK 3F DIM ON 3m ◇
200 12 430 ◇
◇ = B / W (RAL 9010)
110-240V / 50-60Hz / 3F
IP20
2,4

2 ENDCAP / SUPPLY / CORNERS.

B

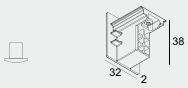

TRACK ON END CAP ◇
200 12 41 ◇
◇ = B / W (RAL 9010)
0,1

C

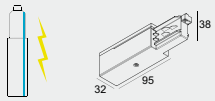

TRACK END SUPPLY 11 ◇
200 12 11 ◇
◇ = B / W (RAL 9010)
110-240V / 50-60Hz
0,1 IP20

D

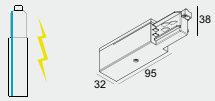

TRACK END SUPPLY 12 ◇
200 12 12 ◇
◇ = B / W (RAL 9010)
110-240V / 50-60Hz
0,1 IP20

E

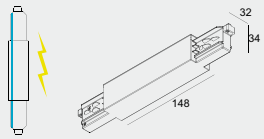

TRACK MIDDLE SUPPLY ◇
200 12 14 ◇
◇ = B / W (RAL 9010)
110-240V / 50-60Hz
0,1 IP20

F

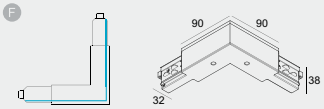

TRACK CORNER 90° OUT ◇
200 12 35 ◇
◇ = B / W (RAL 9010)
0,1 IP20

G

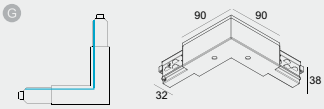

TRACK CORNER 90° IN ◇
200 12 34 ◇
◇ = B / W (RAL 9010)
0,1 IP20

H

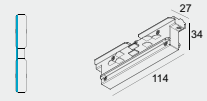

TRACK CORNER 180° ◇
200 12 21 ◇
◇ = B / W (RAL 9010)
0,1 IP20

I

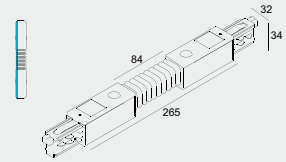

BOTTOM VIEW

TRACK FLEX CORNER ◇
200 12 24 ◇
◇ = B / W (RAL 9010)
0,1 IP20
FLEXIBLE 60° - 300°

TRACK T CORNER ON REQUEST

TRACK
3F DIM ON

3
FIXATION

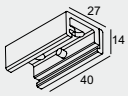

TRACK DIM ON DIRECT FIXATION ◇
200 12 02 ◇
◇ = ANO
0,1

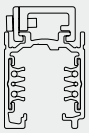

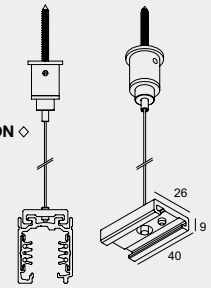

TRACK DIM ON SUSPENSION 3,0
200 12 13
L 3,0m
0,1

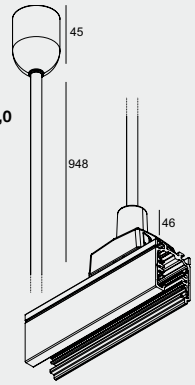

TRACK DIM ON ROD SUSPENSION 1,0
200 12 50 ◇
◇ = A / B / W
L 948mm
0,1

4
CURRENT SUPPLY

TRACK CURRENT SUPPLY 5 x 0,75mm² 3,0m
200 99 53
L 3,0m / 5 x 0,75mm²

OPTIONS
CABLE BASE R/S
0,3



5
ACCESSORIES

TRACK CUTTING TOOL
200 12 01
0,2

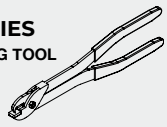

6
OPTIONS

INSTALLATION	C A B	
CABLE BASE R ◇ **203 99 55 ◇** ◇ = ANO / B / W	Ø57 x 41	
CABLE BASE S ◇ **203 99 56 ◇** ◇ = ANO / B / W	57 x 57 x 41	
COVERSET R ◇ **204 00 62 ◇** **204 00 90 ◇** **204 00 100 ◇** ◇ = ANO / B / W	 Ø62 Ø90 Ø100	
COVERSET S ◇ **204 62 62 ◇** **204 80 80 ◇** **204 90 90 ◇** ◇ = ANO / B / W	 62 x 62 80 x 80 90 x 90	

CTRL DELTA C

COMPOSITION

1 TRACK 3F DIM H
2 ENDCAP / SUPPLY / CORNERS
3 FIXATION
4 CURRENT SUPPLY
5 ACCESSORIES
6 OPTIONS

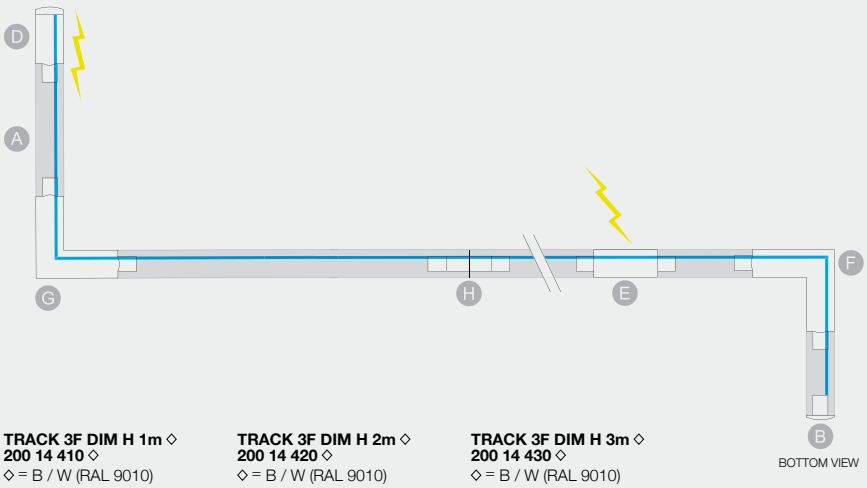

1

TRACK.

A

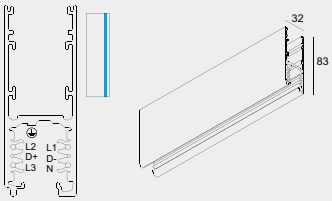

TRACK 3F DIM H 1m ◇
200 14 410 ◇
◇ = B / W (RAL 9010)
110-240V / 50-60Hz / 3F
IP20
0,8

TRACK 3F DIM H 2m ◇
200 14 420 ◇
◇ = B / W (RAL 9010)
110-240V / 50-60Hz / 3F
IP20
1,6

TRACK 3F DIM H 3m ◇
200 14 430 ◇
◇ = B / W (RAL 9010)
110-240V / 50-60Hz / 3F
IP20
2,4

2

ENDCAP / SUPPLY / CORNERS.

B

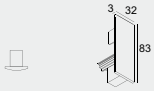

TRACK H END CAP ◇
200 14 41 ◇
◇ = B / W (RAL 9010)
0,1

C

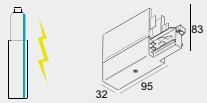

TRACK H END SUPPLY 11 ◇
200 14 11 ◇
◇ = B / W (RAL 9010)
220-240V / 50-60Hz
0,1 IP20

D

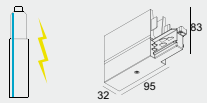

TRACK H END SUPPLY 12 ◇
200 14 12 ◇
◇ = B / W (RAL 9010)
110-240V / 50-60Hz
0,1 IP20

E

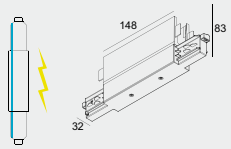

TRACK H MIDDLE SUPPLY ◇
200 14 14 ◇
◇ = B / W (RAL 9010)
110-240V / 50-60Hz
0,1 IP20

F

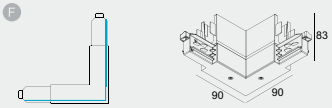

TRACK H CORNER 90° OUT ◇
200 14 35 ◇
◇ = B / W (RAL 9010)
0,1 IP20

G

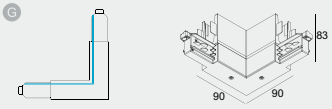

TRACK H CORNER 90° IN ◇
200 14 34 ◇
◇ = B / W (RAL 9010)
0,1 IP20

H

TRACK H CORNER 180° ◇
200 14 21 ◇
◇ = B / W (RAL 9010)
0,1 IP20

TRACK 3F DIM H

3

FIXATION

TRACK DIM H SUSPENSION 3,0
200 14 13
L 3,0m
0,1

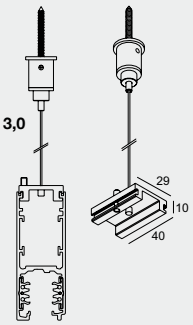

4

CURRENT SUPPLY

TRACK CURRENT SUPPLY 5 x 0,75mm² 3,0m
200 99 53
L 3,0m / 5 x 0,75mm²

OPTIONS
CABLE BASE R/S

5

ACCESSORIES

TRACK CUTTING TOOL
200 12 01
0,2

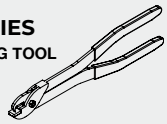

6

OPTIONS

INSTALLATION		
CABLE BASE R ◇ **203 99 55 ◇** ◇ = ANO / B / W	Ø57 x 41	
CABLE BASE S ◇ **203 99 56 ◇** ◇ = ANO / B / W	57 x 57 x 41	
COVERSET R ◇ **204 00 62 ◇** **204 00 90 ◇** **204 00 100 ◇** ◇ = ANO / B / W	 Ø62 Ø90 Ø100	
COVERSET S ◇ **204 62 62 ◇** **204 80 80 ◇** **204 90 90 ◇** ◇ = ANO / B / W	 62 x 62 80 x 80 90 x 90	

LED PROFILE UP

SHL19-PROFILE 3m ◇
398 03 00 ◇
◇ = ANO
EXCL.PC
L: 3m

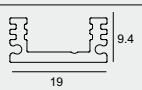

SHL19-PC CLEAR 3m
398 03 05 CL
L: 3m

SHL19-PC SBL 3m
398 03 05 SBL
L: 3m

SHL19-ENDCAP SET ◇
398 03 03 01 ◇
◇ = A
SET OF 2 PCS

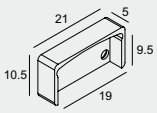

SHL19-MOUNTING CLIP SET
200 14 06
SET OF 10 PCS

SHL19-PROFILE +
SHL19 - PC CLEAR

SHL19-PROFILE +
SHL19 - PC SBL

LEDFLEX

LEDFLEX IN

OPTIONS
LEDFLEX IN
ALL INFO PAG TEC 12-13

GOOD DESIGN award

TRACK

SPY

Minimalism, functionality and versatility are the key terms to describe this extensive collection. The Spy was designed to meet multiple lighting requirements, an ideal solution for accent lighting in residential, hospitality or commercial spaces. The range features low to high lumen packages, narrow to wide beam options, standard or specific LED colours, recessed to surface mounted and track applications, different colour finishes and combinations, and can be equipped with multiple light refining accessories.

Following the constant changes in the world of LEDs and optics and the evolution to better user comfort with more precise optics and better light control, the complete Spy range has been upgraded. The result? Fresh shapes and additional finishing colours, better light comfort through hybrid optics, improved LED colour consistency and new perspectives with Tunable White and Soft Dim.
The renewed Spy family comes in diameters of 27, 39, 52, 66 and 90 millimeters, a range of spotlights to fit any purpose. While the smaller versions come in the lively colours Flemish Bronze, Flemish Gold and Gold Coloured, the bigger Spy's offer Tunable White and Soft Dim solutions in multiple beam angles.

On track, Spy is available in diameters of 52, 66 or 90 millimeters, ranging from 1500 up to 4600lm for several lighting purposes. For specific project demands, Spy offers Soft Dim and Tunable White solutions in different beam angles, ideal to create a particular mood or cosy atmospheres.

With Spy Focus one can opt for different beam angles out of only 1 luminaire, as the circle of light can be widened or narrowed by rotating the front of the fittings' body. As such, every beam angle between 8° and 43° is possible. For Spy 90 on track, the possibility of an adjustable beam angle within 1 luminaire is taken to a higher level. The technology inside LensVector's dynamic beam shaping lenses allow for a wireless adjustment of the beam angle. One can easily adjust the beam angle and the light intensity of these luminaires using CTRL Delta, as dimming of the luminaire and controlling of the beam angle can be done with all smart devices.

www.deltalight.com/spy-track

					ADM	ADM SLIM (NEW)
NEW **SPY 52**	Ø 52 mm		**LED**	1467 lm	✓	✓
			SOFT	945 lm	✓	✓
			TW	1087 lm	✓	
SPY FOCUS	Ø 62 mm		**LP**	1076 lm	✓	
			MP	2125 lm	✓	
NEW **SPY 66**	Ø 66 mm		**LP**	1076 lm	✓	
			MP	2125 lm		
			LED	2907 lm	✓	✓
			TW	1087 lm	✓	
NEW **SPY 90**	Ø 90 mm		**LED**	3031 - 4592 lm	✓	
			TW	2054 lm	✓	
SPY DYNAMIC FOCUS	Ø 90 mm		**LED**	1500 lm	✓	

ADM

ADM SLIM

SPY 52 ADM

SPY 52 ADM

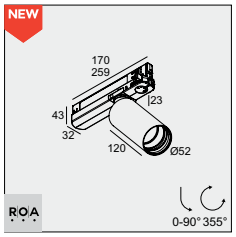

NON DIM			
3000K / CRI>90		2700K / CRI>90	
LED 12.4W / 1467lm / 700mA		LED 12.4W / 1403lm / 700mA	
20°	45°	20°	45°
19834 9320 ◇	**19834 9330** ◇	**19834 9220** ◇	**19834 9230** ◇
◇ B / W			
220-240V / 50-60Hz			
□ 0,5 IP20			

DALI DIM			
3000K / CRI>90		2700K / CRI>90	
LED 12.4W / 1467lm / 700mA		LED 12.4W / 1403lm / 700mA	
20°	45°	20°	45°
19834 9325 ◇	**19834 9335** ◇	**19834 9225** ◇	**19834 9235** ◇

SOFT DIM		TUNABLE WHITE	
DALI DIM		DALI DIM (DT8)	
3000-1800K / CRI>90		6500-2700K / CRI>90	
LED 9W / 945lm / 250mA		LED 9W / 1087lm / 500mA	
20°	45°	20°	45°
19835 9025 ◇	**19835 9035** ◇	**19881 9025** ◇	**19881 9035** ◇
◇ B / W			
220-240V / 50-60Hz			
□ 0,5 IP20			

SPY 52 ADM SLIM

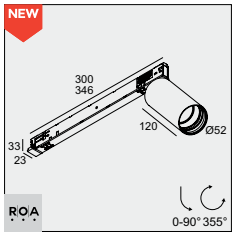

NON DIM			
3000K / CRI>90		2700K / CRI>90	
LED 12.4W / 1467lm / 700mA		LED 12.4W / 1403lm / 700mA	
20°	45°	20°	45°
19836 9320 ◇	**19836 9330** ◇	**19836 9220** ◇	**19836 9230** ◇
◇ B / W			
220-240V / 50-60Hz			
□ 0,5 IP20			

3000K / CRI>90		2700K / CRI>90	
DALI DIM			
LED 12.4W / 1467lm / 700mA		LED 12.4W / 1403lm / 700mA	
20°	45°	20°	45°
19836 9325 ◇	**19836 9335** ◇	**19836 9225** ◇	**19836 9235** ◇

SOFT DIM	
DALI DIM	
3000-1800K / CRI>90	
LED 9W / 945lm / 250mA	
20°	45°
19837 9025 ◇	**19837 9035** ◇
◇ B / W	
220-240V / 50-60Hz	
□ 0,5 IP20	

REQUIREMENTS
TRACK 3F DIM IN / ON / H ▸ PAG 330-335
SPY 52 TUBE ◇ ▸ **19810 0100** B / FBR / FG / GC / W

OPTIONS
INTERCHANGEABLE REFLECTORS:
20° ▸ **19810 0180**
45° ▸ **19810 0190**

ACCESSORIES
HONEYCOMB / LENS / GLASS 42 (max 500mA)

SPY FOCUS ADM

SPY FOCUS LP ADM

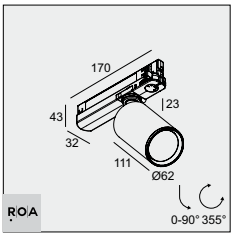

NON DIM	
3000K / CRI>90	2700K / CRI>90
LED 9W / 1076lm / 500mA	LED 9W / 1067lm / 500mA
8-43°	
19879 9300 ◇	**19879 9200** ◇
◇ = B / W	
220-240V / 50-60Hz	
I 0,7 IP20	

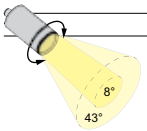

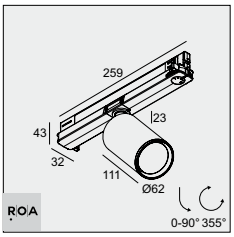

DALI DIM	
3000K / CRI>90	2700K / CRI>90
LED 9W / 1076lm / 500mA	LED 9W / 1067lm / 500mA
8-43°	
19879 9305 ◇	**19879 9205** ◇
◇ = B / W	
220-240V / 50-60Hz	
I 0,7 IP20	

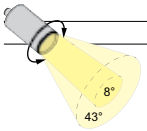

SPY FOCUS MP ADM

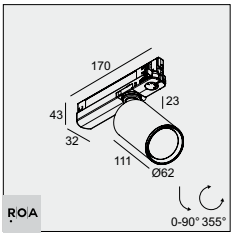

NON DIM	
3000K / CRI>90	2700K / CRI>90
LED 17.1W / 2125lm / 500mA	LED 17.1W / 2068lm / 500mA
12-45°	
19875 9300 ◇	**19875 9200** ◇
◇ = B / W	
220-240V / 50-60Hz	
I 0,7 IP20	

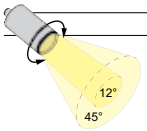

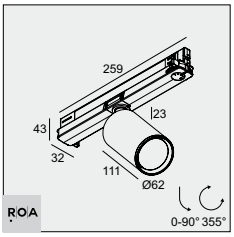

DALI DIM	
3000K / CRI>90	2700K / CRI>90
LED 17.1W / 2125lm / 500mA	LED 17.1W / 2068lm / 500mA
12-45°	
19875 9305 ◇	**19875 9205** ◇
◇ = B / W	
220-240V / 50-60Hz	
I 0,7 IP20	

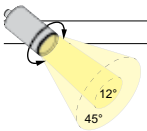



ADJUSTABLE BEAM

REQUIREMENTS
TRACK 3F DIM IN / ON / H ▸ PAG 330-335

TRACK

SPY 66 ADM

SPY 66 ADM

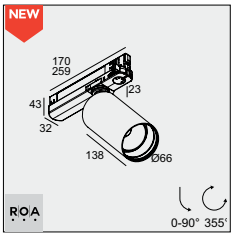

NON DIM (L = 170mm)					
3000K / CRI>90			2700K / CRI>90		
LED 24.6W / 2907lm / 700mA			LED 24.6W / 2829lm / 700mA		
18°	30°	45°	18°	30°	45°
24625 9310 ◇	**24625 9320** ◇	**24625 9330** ◇	**24625 9210** ◇	**24625 9220** ◇	**24625 9230** ◇
◇ = B / W					
220-240V / 50-60Hz					
□ 0,7 IP20					

DALI DIM (L = 259mm)					
3000K / CRI>90			2700K / CRI>90		
LED 24.6W / 2907lm / 700mA			LED 24.6W / 2829lm / 700mA		
18°	30°	45°	18°	30°	45°
24625 9315 ◇	**24625 9325** ◇	**24625 9335** ◇	**24625 9215** ◇	**24625 9225** ◇	**24625 9235** ◇
◇ = B / W					
220-240V / 50-60Hz					
□ 0,7 IP20					

TUNABLE WHITE

DALI DIM (DT8) (L = 259mm)		
6500-2700K / CRI>90		
LED 9W / 1087lm / 500mA		
18°	30°	45°
24629 9015 ◇	**24629 9025** ◇	**24629 9035** ◇
◇ = B / W		
220-240V / 50-60Hz		
□ 0,7 IP20		

SPY 66 ADM SLIM

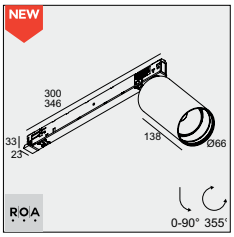

NON DIM (L = 300mm)					
3000K / CRI>90			2700K / CRI>90		
LED 24.6W / 2907lm / 700mA			LED 24.6W / 2829lm / 700mA		
18°	30°	45°	18°	30°	45°
24626 9310 ◇	**24626 9320** ◇	**24626 9330** ◇	**24626 9210** ◇	**24626 9220** ◇	**24626 9230** ◇
◇ = B / W					
220-240V / 50-60Hz					
□ 0,7 IP20					

DALI DIM (L = 346mm)					
3000K / CRI>90			2700K / CRI>90		
LED 24.6W / 2907lm / 700mA			LED 24.6W / 2829lm / 700mA		
18°	30°	45°	18°	30°	45°
24626 9315 ◇	**24626 9325** ◇	**24626 9335** ◇	**24626 9215** ◇	**24626 9225** ◇	**24626 9235** ◇
◇ = B / W					
220-240V / 50-60Hz					
□ 0,7 IP20					

REQUIREMENTS
TRACK 3F DIM IN / ON / H ▸ PAG 330-335
SPY 66 TUBE ◇ ▸ **24611 0100** B / FBR / FG / GC / W

OPTIONS
INTERCHANGEABLE REFLECTORS:
18° ▸ **24611 0220**
30° ▸ **24611 0230**
45° ▸ **24611 0240**

ACCESSORIES
HONEYCOMB 57
LENS / GLASS 57 (max 500mA)



ARCHITECT DESIGN IN ARCHITEKTUR DARMSTADT / PHOTOGRAPHY SONJA SCHWARZ

SPY 66 LP ADM

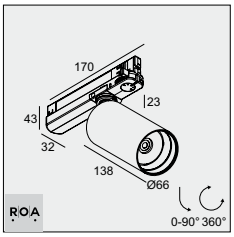

NON DIM			
3000K / CRI>90		2700K / CRI>90	
LED 9W / 1076lm / 500mA		LED 9W / 1067lm / 500mA	
12°	33°	12°	33°
24610 9310 ◇	**24610 9330** ◇	**24610 9210** ◇	**24610 9230** ◇
◇ = B / W			
220-240V / 50-60Hz			
ⓘ 0,6 IP20			

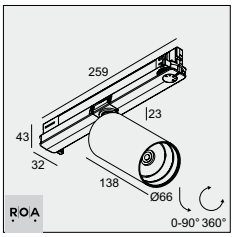

DALI DIM			
3000K / CRI>90		2700K / CRI>90	
LED 9W / 1076lm / 500mA		LED 9W / 1067lm / 500mA	
12°	33°	12°	33°
24610 9315 ◇	**24610 9335** ◇	**24610 9215** ◇	**24610 9235** ◇
◇ = B / W			
220-240V / 50-60Hz			
ⓘ 0,7 IP20			

SPY 66 MP ADM

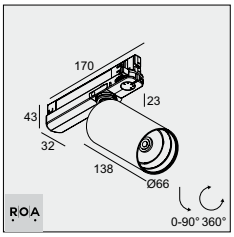

NON DIM					
3000K / CRI>90			2700K / CRI>90		
LED 17.1W / 2125lm / 500mA			LED 17.1W / 2068lm / 500mA		
18°	26° **	39° *	18°	26° **	39° *
24612 9310 ◇	**24612 9320** ◇	**24612 9330** ◇	**24612 9210** ◇	**24612 9220** ◇	**24612 9230** ◇
◇ = B / W					
220-240V / 50-60Hz					
ⓘ 0,6 IP20					

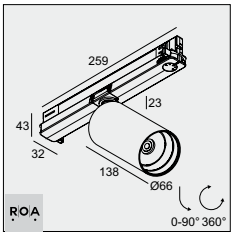

DALI DIM					
3000K / CRI>90			2700K / CRI>90		
LED 17.1W / 2125lm / 500mA			LED 17.1W / 2068lm / 500mA		
18°	26° **	39° *	18°	26° **	39° *
24612 9315 ◇	**24612 9325** ◇	**24612 9335** ◇	**24612 9215** ◇	**24612 9225** ◇	**24612 9235** ◇
◇ = B / W					
220-240V / 50-60Hz					
ⓘ 0,7 IP20					

REQUIREMENTS
TRACK 3F DIM IN / ON / H ▸ PAG 330-335
SPY 66 LP/MP TUBE ◇ ▸ **24611 0010** B / MMAT / W

ACCESSORIES
SPY 66 HONEYCOMB / LENS / GLASS

* ONLY HONEYCOMB
** NO LINEAR SPREAD LENS

SPY 90 ADM

SPY 90 ADM

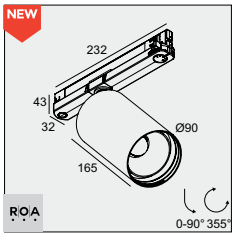

NON DIM					
3000K / CRI>90			2700K / CRI>90		
LED 36W / 4592lm / 1050mA			LED 36W / 4393lm / 1050mA		
18°	30°	45°	18°	30°	45°
19883 9310 ◇	**19883 9320** ◇	**19883 9330** ◇	**19883 9210** ◇	**19883 9220** ◇	**19883 9230** ◇
◇ B / W					
220-240V / 50-60Hz					

□ 1,4 IP20

SPY 90 ADM DIM1

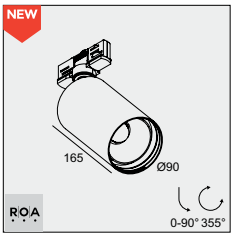

1-10V DIM					
3000K / CRI>90			2700K / CRI>90		
LED 23.2W / 3169lm / 700mA			LED 23.2W / 3031lm / 700mA		
18°	30°	45°	18°	30°	45°
19883 9311 ◇	**19883 9321** ◇	**19883 9331** ◇	**19883 9211** ◇	**19883 9221** ◇	**19883 9231** ◇
◇ B / W					
120-240V / 50-60Hz					

□ 1,4 IP20

SPY 90 ADM DIM5

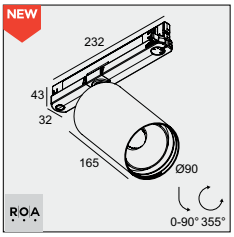

DALI DIM					
3000K / CRI>90			2700K / CRI>90		
LED 36W / 4592lm / 1050mA			LED 36W / 4393lm / 1050mA		
18°	30°	45°	18°	30°	45°
19883 9315 ◇	**19883 9325** ◇	**19883 9335** ◇	**19883 9215** ◇	**19883 9225** ◇	**19883 9235** ◇
◇ B / W					
220-240V / 50-60Hz					

□ 1,4 IP20

TUNABLE WHITE

DALI DIM (DT8) (L = 259mm)		
6500-2700K / CRI>90		
LED 17.8W / 2054lm / 500mA		
18°	30°	45°
19884 9015 ◇	**19884 9025** ◇	**19884 9035** ◇
◇ = B / W		
220-240V / 50-60Hz		

□ 1,4 IP20

REQUIREMENTS
SPY 90 TUBE ◇ ▸ **19810 0170** B / FBR / FG / GC / W
TRACK 3F DIM IN / ON / H ▸ PAG 330-335

OPTIONS
INTERCHANGEABLE REFLECTORS:
18° ▸ **19810 0200**
30° ▸ **19810 0210**
45° ▸ **19810 0220**

ACCESSORIES
HONEYCOMB / GLASS / LENS 75

MAXISPY

DYNAMIC FOCUS

Within the Maxispy range on track, the possibilty of an adjustable beam angle within 1 luminaire is taken to a higher level. The technology inside LensVector's dynamic beam shaping lenses allow for a wireless adjustment of the beam angle. One can easily adjust the beam angle and the light intensity of these Maxispy luminaires using CTRL Delta, as dimming of the luminaire and controlling of the beam angle can be done with all smart devices.

MAXISPY DYNAMIC FOCUS ADM WD

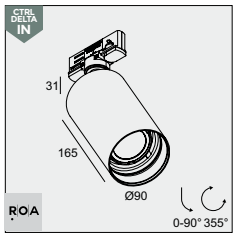

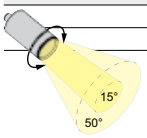

WIRELESS DIM + WIRELESS FOCUS ADJUSTMENT
3000K / CRI>90
LED 17W / 1500lm
15-50°
19880 930W ◇
◇ = B / W
220-240V / 50-60Hz
I 1,4 IP20

DYNAMIC FOCUS

REQUIREMENTS
MAXISPY TUBE ◇ ▸ **414 04 00** B / MMAT / W
TRACK 3F DIM IN / ON / H ▸ PAG 330-335

FRAGMA

No two lighting schemes are identical. Different geometries, different heights, different needs, there is more than only one factor that impacts a lighting set-up. The Fragma range easily adapts to any variable influencing the project, thanks to a multitude in optics, lumen packages and dimming possibilities. Its simple design and its circular shape let you use Fragma throughout the project, as it blends in perfectly in any architectural environment, combining clean cut optical performance, light quality and visual comfort.

www.deltalight.com/fragma-track

DIMMING

Our Fragma luminaires can be used for simple switch on-switch off settings, but also come in different dimmable versions, be it 1-10V, DALI, with on-board potentiometer or even wireless. 1-10V dimmable Fragma spots allow for simple group dimming on track level, while our other dimmable versions can be used for individual dimming per spot. This going from individual handset dimming with the on-board potentiometer version, over the Dali addressable version controlled by a Dali master, till the wireless version based on CTRL Delta, offering solutions for both small and big installations. All Fragma versions require a 3 phase track. However our wireless and on-board dimmable Fragma spots do not need additional dimming wiring within the 3 phase track and in this way offer an easier approach on flexible and individual dimming.

1-10V POTENTIOMETER DIM

VISUAL WELLBEING

Light is not only about light effects, it also affects the well-being of the passer-by. Good light quality is of main importance, as it influences the passer-by in an indirect way. CRI 90, good Colour Over Angle uniformity and uniform luminance on the emitting surface are some of the characteristics that let Fragma excel in light quality. In a direct way, the passer-by is influenced by the light when directly looking into the light source. To reduce the direct impact on the passer-by, Fragma offers multiple accessories to further improve its visual comfort.

LED CASET TECHNOLOGY

Fragma is based on Delta Light's LED Caset® technology, which combines multiple LEDs with individual collimator lenses per LED to generate a clean-cut light distribution. The individual lenses create a multi-layered light distribution to generate a 8° superspot or 14° beam angle as standard. Be it for the smaller version or the high-power Fragma, by concentrating the lenses together, the light distribution will be the same thanks to the multilayering process.

FRAGMA 4x4 ADM 8°

FRAGMA 4x4 ADM 14°

FRAGMA 4x4 ADM 26°

FRAGMA 4x4 ADM 47°

LENS

SOFTENING LENS

LINEAR SPREAD LENS - HORIZONTAL

LINEAR SPREAD LENS - VERTICAL

WALLWASH LENS



HONEYCOMB

EFFECT HONEYCOMB

RASTER

EFFECT RASTER

FLAPS

FRAGMA 2X2 ADM

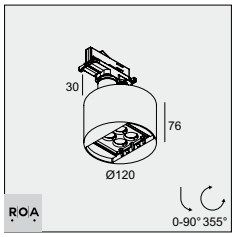

	3000K / CRI>90 LED CLUSTER 10,2W / 1063lm / 900mA			4000K / CRI>90 LED CLUSTER 10,2W / 1160lm / 900mA		
	14°	26°	47°	14°	26°	47°
NON DIM	**23612 9310** ◇	**23612 9310** ◇ + **23613 0030**	**23612 9310** ◇ + **23613 0060**	**23612 9410** ◇	**23612 9410** ◇ + **23613 0030**	**23612 9410** ◇ + **23613 0060**
1-10V DIM	**23612 9311** ◇	**23612 9311** ◇ + **23613 0030**	**23612 9311** ◇ + **23613 0060**	**23612 9411** ◇	**23612 9411** ◇ + **23613 0030**	**23612 9411** ◇ + **23613 0060**
DALI DIM	**23612 9315** ◇	**23612 9315** ◇ + **23613 0030**	**23612 9315** ◇ + **23613 0060**	**23612 9415** ◇	**23612 9415** ◇ + **23613 0030**	**23612 9415** ◇ + **23613 0060**
1-10V P DIM**	**23612 931P** ◇	**23612 931P** ◇ + **23613 0030**	**23612 931P** ◇ + **23613 0060**	**23612 941P** ◇	**23612 941P** ◇ + **23613 0030**	**23612 941P** ◇ + **23613 0060**
WDL* CTRL DELTA IN	**23612 931W** ◇	**23612 931W** ◇ + **23613 0030**	**23612 931W** ◇ + **23613 0060**	**23612 941W** ◇	**23612 941W** ◇ + **23613 0030**	**23612 941W** ◇ + **23613 0060**

◇ B / W

220-240V / 50-60Hz (DALI DIM & WDL) - 110-240V / 50-60Hz (NON DIM & 1-10V DIM)

◇ 0,9 IP20

* WIRELESS DIM
** 1-10V POTENTIOMETER DIM

FRAGMA 3X3 ADM

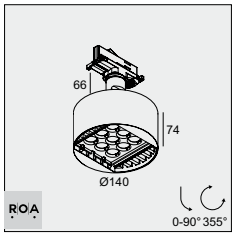

	3000K / CRI>90 LED CLUSTER 23,1W / 2390lm / 900mA			4000K / CRI>90 LED CLUSTER 23,1W / 2610lm / 900mA		
	14°	26°	47°	14°	26°	47°
NON DIM	**23611 9310** ◇	**23611 9310** ◇ + **23613 0020**	**23611 9310** ◇ + **23613 0050**	**23611 9410** ◇	**23611 9410** ◇ + **23613 0020**	**23611 9410** ◇ + **23613 0050**
1-10V DIM	**23611 9311** ◇	**23611 9311** ◇ + **23613 0020**	**23611 9311** ◇ + **23613 0050**	**23611 9411** ◇	**23611 9411** ◇ + **23613 0020**	**23611 9411** ◇ + **23613 0050**
DALI DIM	**23611 9315** ◇	**23611 9315** ◇ + **23613 0020**	**23611 9315** ◇ + **23613 0050**	**23611 9415** ◇	**23611 9415** ◇ + **23613 0020**	**23611 9415** ◇ + **23613 0050**
1-10V P DIM**	**23611 931P** ◇	**23611 931P** ◇ + **23613 0020**	**23611 931P** ◇ + **23613 0050**	**23611 941P** ◇	**23611 941P** ◇ + **23613 0020**	**23611 941P** ◇ + **23613 0050**
WDL* CTRL DELTA IN	**23611 931W** ◇	**23611 931W** ◇ + **23613 0020**	**23611 931W** ◇ + **23613 0050**	**23611 941W** ◇	**23611 941W** ◇ + **23613 0020**	**23611 941W** ◇ + **23613 0050**

◇ B / W

220-240V / 50-60Hz

◇ 1,3 IP20

* WIRELESS DIM
** 1-10V POTENTIOMETER DIM

FRAGMA 4X4 ADM

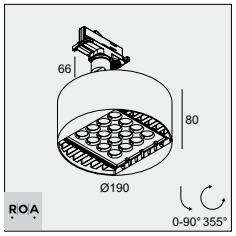

	3000K / CRI>90 LED CLUSTER 41W / 4250lm / 900mA			4000K / CRI>90 LED CLUSTER 41W / 4640lm / 900mA		
	14°	26°	47°	14°	26°	47°
NON DIM	**23610 9310** ◇	**23610 9310** ◇ + **23613 0010**	**23610 9310** ◇ + **23613 0040**	**23610 9410** ◇	**23610 9410** ◇ + **23613 0010**	**23610 9410** ◇ + **23613 0040--**
1-10V DIM	**23610 9311** ◇	**23610 9311** ◇ + **23613 0010**	**23610 9311** ◇ + **23613 0040**	**23610 9411** ◇	**23610 9411** ◇ + **23613 0010**	**23610 9411** ◇ + **23613 0040**
DALI DIM	**23610 9315** ◇	**23610 9315** ◇ + **23613 0010**	**23610 9315** ◇ + **23613 0040**	**23610 9415** ◇	**23610 9415** ◇ + **23613 0010**	**23610 9415** ◇ + **23613 0040**
1-10V P DIM**	**23610 931P** ◇	**23610 931P** ◇ + **23613 0010**	**23610 931P** ◇ + **23613 0040**	**23610 941P** ◇	**23610 941P** ◇ + **23613 0010**	**23610 941P** ◇ + **23613 0040**
WDL* CTRL DELTA IN	**23610 931W** ◇	**23610 931W** ◇ + **23613 0010**	**23610 931W** ◇ + **23613 0040**	**23610 941W** ◇	**23610 941W** ◇ + **23613 0010**	**23610 941W** ◇ + **23613 0040**

◇ B / W

220-240V / 50-60Hz (NON DIM) - 110-240V / 50-60Hz (DIM)

◇ 1,9 IP20

* WIRELESS DIM
** 1-10V POTENTIOMETER DIM

REQUIREMENTS
TRACK 3F DIM IN / ON / H ▸ PAG 330-335

ACCESSORIES
FOR FRAGMA 2x2
SOFTENING LENS 2x2 ▸ **23613 0090** (ONLY FOR 14°)
WALLWASH LENS 2x2 ▸ **23613 0180** (ONLY FOR 14°)
LINEAR SPREAD LENS 2x2 ▸ **23613 0140** (ONLY FOR 14°)
HONEYCOMB 2x2 ▸ **23613 0240** B
RASTER 2x2 ▸ **23613 0270**

FOR FRAGMA 3x3
SOFTENING LENS 3x3 ▸ **23613 0080** (ONLY FOR 14°)
WALLWASH LENS 3x3 ▸ **23613 0170** (ONLY FOR 14°)
LINEAR SPREAD LENS 3x3 ▸ **23613 0120** (ONLY FOR 14°)
HONEYCOMB 3x3 ▸ **23613 0230** B
RASTER 3x3 ▸ **23613 0260**
FLAPS 3x3 ▸ **23613 0200** B

FOR FRAGMA 4x4
SOFTENING LENS 4x4 ▸ **23613 0070** (ONLY FOR 14°)
WALLWASH LENS 4x4 ▸ **23613 0160** (ONLY FOR 14°)
LINEAR SPREAD LENS ▸ **23613 0100** 4x4 (ONLY FOR 14°)
HONEYCOMB 4x4 ▸ **23613 0220** B
RASTER 4x4 ▸ **23613 0250**
FLAPS 4x4 ▸ **23613 0190** B

CALLEWAERT VANLANGENDONCK GALLERY

FRAGMA S SUPERSPOT ADM

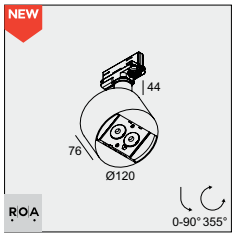

	3000K / CRI>90	4000K / CRI>90
	LED CLUSTER 5,1W / 531lm / 900mA	LED CLUSTER 5,1W / 580lm / 900mA
	8°	8°
NON DIM	**23614 9310** ◇	**23614 9410** ◇
1-10V DIM	**23614 9311** ◇	**23614 9411** ◇
1-10V P DIM**	**23614 931P** ◇	**23614 941P** ◇
WDL* CTRL DELTA IN	**23614 931W** ◇	**23614 941W** ◇
	◇ B / W	
	220-240V / 50-60Hz (WDL) - 110-240V / 50-60Hz (NON DIM & 1-10V DIM)	
	I 0,9 IP20	

* WIRELESS DIM
** 1-10V POTENTIOMETER DIM

FRAGMA M SUPERSPOT ADM

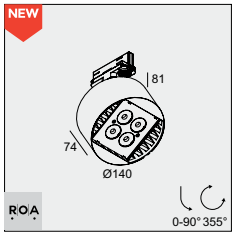

	3000K / CRI>90	4000K / CRI>90
	LED CLUSTER 10,2W / 1062lm / 900mA	LED CLUSTER 10,2W / 1160lm / 900mA
	8°	8°
1-10V DIM	**23615 9311** ◇	**23615 9411** ◇
DALI DIM	**23615 9315** ◇	**23615 9415** ◇
1-10V P DIM**	**23615 931P** ◇	**23615 941P** ◇
WDL* CTRL DELTA IN	**23615 931W** ◇	**23615 941W** ◇
	◇ B / W	
	220-240V / 50-60Hz	
	I 1,3 IP20	

* WIRELESS DIM
** 1-10V POTENTIOMETER DIM

FRAGMA L SUPERSPOT ADM

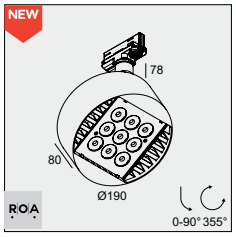

	3000K / CRI>90	4000K / CRI>90
	LED CLUSTER 23W / 2390m / 900mA	LED CLUSTER 23W / 2610lm / 900mA
	8°	8°
NON DIM	**23616 9310** ◇	**23616 9410** ◇
1-10V DIM	**23616 9311** ◇	**23616 9411** ◇
DALI DIM	**23616 9315** ◇	**23616 9415** ◇
1-10V P DIM**	**23616 931P** ◇	**23616 941P** ◇
WDL* CTRL DELTA IN	**23616 931W** ◇	**23616 941W** ◇
	◇ B / W	
	220-240V / 50-60Hz (NON DIM & DALI DIM) - 110-240V / 50-60Hz (1-10V DIM & WDL)	
	I 1,9 IP20	

* WIRELESS DIM
** 1-10V POTENTIOMETER DIM

REQUIREMENTS
TRACK 3F DIM IN / ON / H ▸ SEE PAG 330-335

ACCESSORIES
HONEYCOMB 2x2 ▸ **23613 0240** B
or HONEYCOMB 3x3 ▸ **23613 0230** B
or HONEYCOMB 4x4 ▸ **23613 0220** B

MULTINOVA

Multinova has something familiar and something fresh at the same time.
As a disc of light, Nova refers to the Supernova range, as both families share similarities in looks and ways of installation. But Multinova has some additional features to make it multi-applicable, hence Multi in the name.

With 2 different diameters, a down and down-up version and a limited height of only 69mm, Multinova is perfect to use in different ways. Its small dimensions fit in any residential or hospitality project, as a track mounted luminaire it suits any retail environment and with a prismatic sheet for reduced glare it even adapts in office settings.
Moreover, Multinova can be used on our Magnetic profiles for general lighting.

Multinova comes in our standard black or white and can also be finished in the warmer Gold Coloured to enrich its surroundings. To top it off – next to a sandblasted or prismatic optic – one can opt for a smoked sheet at the front for a more decorative touch. When turned on the disc is fully lit, when turned off a deep dark arises, ideal in combination with a Gold Coloured Multinova.

www.deltalight.com/multinova-track

MULTINOVA 30 PIVOT ADM

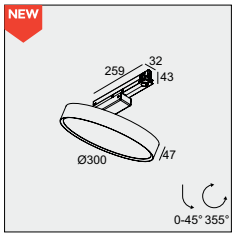

3000K / CRI>90					
LED CLUSTER (HO) 14,8W / 2148lm					
SBL		PRISMATIC		SMOKE	
NON DIM	DALI DIM	NON DIM	DALI DIM	NON DIM	DALI DIM
27935 9300 ◇	**27935 9305** ◇	**27936 9300** ◇	**27936 9305** ◇	**27937 9300** ◇	**27937 9305** ◇
◇ B / W					
220-240V / 50-60Hz					

◇ 2,1 IP20 UGR <19 (for prismatic)

TRACK

MULTINOVA 30 ADM

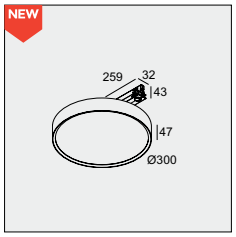

3000K / CRI>90			
LED CLUSTER (HO) 14,8W / 2148lm			
SBL		PRISMATIC	
NON DIM	DALI DIM	NON DIM	DALI DIM
27931 9300 ◇	**27931 9305** ◇	**27932 9300** ◇	**27932 9305** ◇
◇ B / W			
220-240V / 50-60Hz			

I 1,9 IP20 UGR <19 (for prismatic)

TUNABLE WHITE

6500-2700K / CRI>90	
LED CLUSTER 9,4W / 1367lm	
SBL	PRISMATIC
DALI DIM (DT8)	
27933 9005 ◇	**27934 9005** ◇
◇ B / W	
220-240V / 50-60Hz	

I 1,9 IP20 UGR <19 (for prismatic)

MULTINOVA 55 ADM

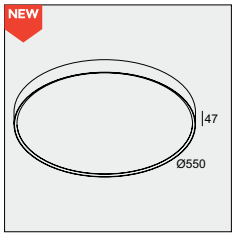

3000K / CRI>90			
LED CLUSTER 33,2W / 4824lm			
SBL		PRISMATIC	
NON DIM	DALI DIM	NON DIM	DALI DIM
28031 9300 ◇	**28031 9305** ◇	**28032 9300** ◇	**28032 9305** ◇
◇ B / W			
220-240V / 50-60Hz			

I 4,5 IP20 UGR <19 (for prismatic)

TUNABLE WHITE

6500-2700K / CRI>90	
LED CLUSTER 21W / 3047lm	
SBL	PRISMATIC
DALI DIM (DT8)	
28033 9005 ◇	**28034 9005** ◇
◇ B / W	
220-240V / 50-60Hz	

I 4,5 IP20 UGR <19 (for prismatic)

SUPER-OH! XS

With its 25cm or 39cm diameter, the Super-Oh XS can be considered as the “little one” of the Super-Oh! family. With only 5cm height, this perfectly curved circle holds a polycarbonate, hiding a cluster of powerleds, specially designed to guarantee a uniform and perfectly balanced light output resulting in a very enjoyable diffuse lighting effect.
Its flexible pivot bracket enables the user to tilt the disc up to 45° and rotate 360°. Super-Oh XS is also available for direct mounting or as a pendant.

www.deltalight.com/super-oh-xs-track

SUPER-OH! XS PIVOT 25 ADM

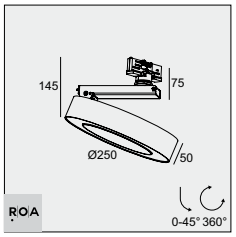

3000K / CRI>80
LED CLUSTER 13,5W / 1470lm
MAINS DIMMING (FE)
308 22 02 83 ADM ED8 ◇
◇ = B / W
220-240V / 50-60Hz
◇ 1,0 IP20

SUPER-OH! XS PIVOT 39 ADM

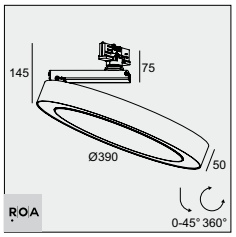

3000K / CRI>80
LED CLUSTER 25W / 2940lm
MAINS DIMMING (FE)
308 22 03 83 ADM ED8 ◇
◇ = B / W
220-240V / 50-60Hz
◇ 1,5 IP20

REQUIREMENTS
TRACK 3F DIM IN / ON / H ▸ PAG 330-335

TRACK

AWARD
DESIGN PLUS
light+building

reddot design award
winner

GOOD
DESIGN
award

interior
innovation
award
2014
Selection

TRACK

SUPERNOVA XS PIVOT

With its 26 cm or 33 cm diameter, Supernova XS is small when it comes to size, but not when it comes to performance and skills. Apart from its design, Supernova has lots of similarities with Super-Oh! XS. Both have a cluster of powerleds embedded behind a sandblasted optic to create a diffused light effect for general lighting and both are able to peek around the room thanks to their clever pivoting installation bracket.

www.deltalight.com/supernova-xs-track

SUPERNOVA XS PIVOT 260 ADM

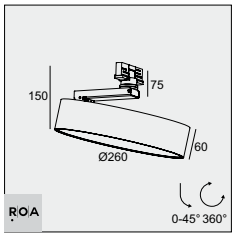

3000K / CRI>80		
LED CLUSTER 15W / 1580lm / 24V-DC	LED CLUSTER 15W / 1580lm / 600mA	
NON DIM	1-10V DIM	DALI DIM
274 88 2515 ADM ◇	**274 88 2515 ADM ED1 ◇**	**274 88 2515 ADM ED5 ◇**
◇ = B / W		
220-240V / 50-60Hz	110-240V / 50-60Hz	110-240V / 50-60Hz

I 1,8 IP20

SUPERNOVA XS PIVOT 330 ADM

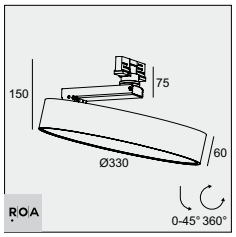

3000K / CRI>80		
LED CLUSTER 22W / 2600lm / 1050mA		
NON DIM	1-10V DIM	DALI DIM
274 88 3224 ADM ◇	**274 88 3224 ADM ED1 ◇**	**274 88 3224 ADM ED5 ◇**
◇ = B / W		
110-240V / 50-60Hz	220-240V / 50-60Hz	220-240V / 50-60Hz

I 2,6 IP20

REQUIREMENTS
TRACK 3F DIM IN / ON / H ▸ PAG 330-335

INTERIOR & EXTERIOR

PROFILES

MAGNETIC PROFILES

PRO

SPLITLINE M20

P 377

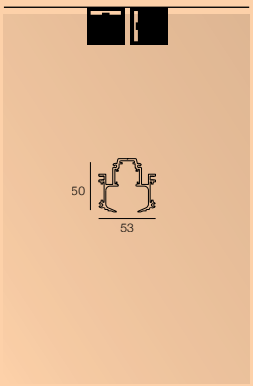

SPLITLINE M52

P 379

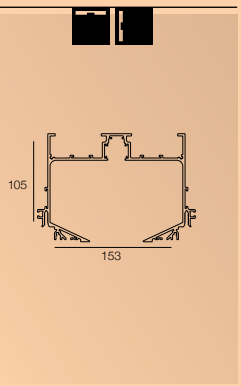

SHIFTLINE M26L

P 382



SHIFTLINE M26H

P 388

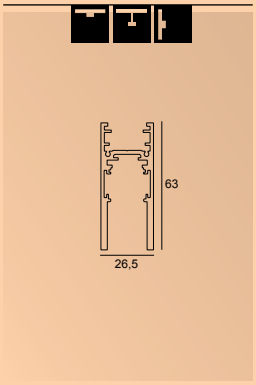

SHIFTLINE M35R

P 391

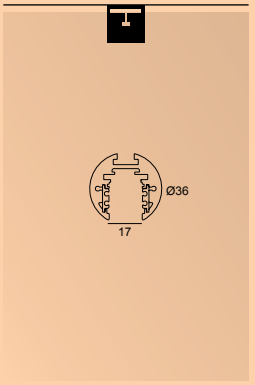

SHIFTLINE M44

P 393

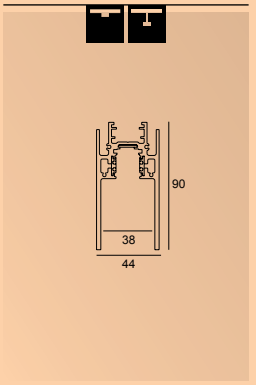

MODULE PROFILES

NEW

SPLITLINE 14

P 421

NEW

SHIFTLINE 19

P 424

SPLIT-IT

P 427

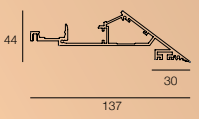

LEDFLEX PROFILES

PRO

TAGLINE
P 434

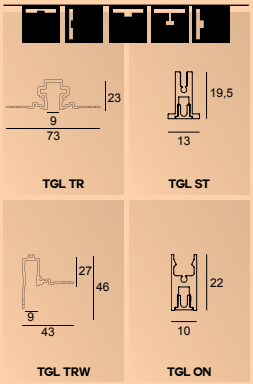

NEW

CONNECT
P 444

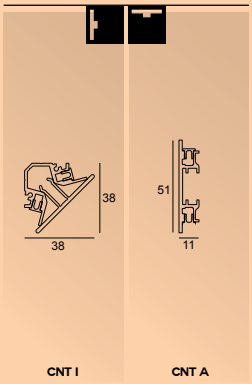

DOT.COM WW
P 448

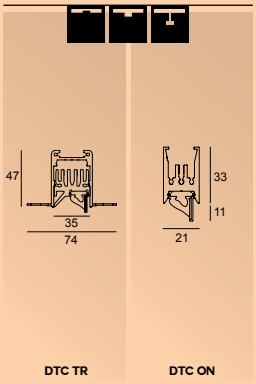

FEMTOLINE 25
P 454

FEMTOLINE 35
P 460

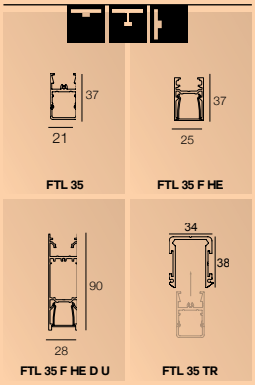

FEMTOLINE 45
P 467

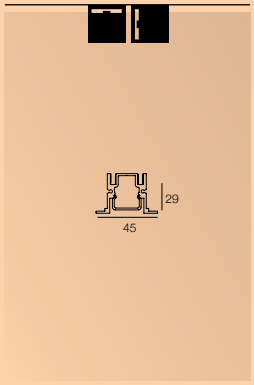

NEW

FEMTOLINE 35 WG
P 457

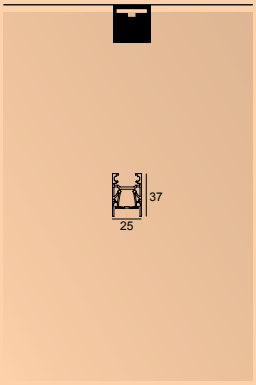

FEMTOLINE W
P 469

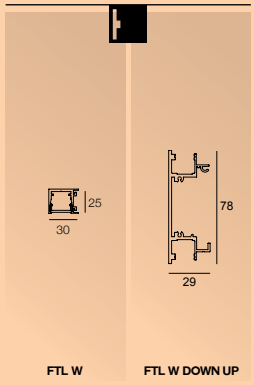

ONE AND ONLY
P 481

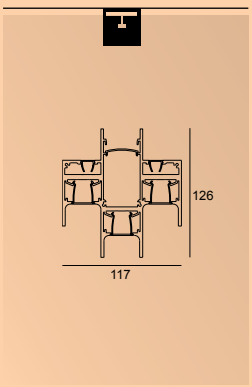

BORDERLINE
P 475

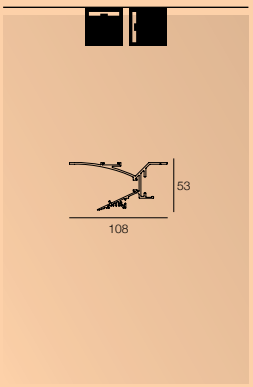

NEW

OUTLINER
P 477

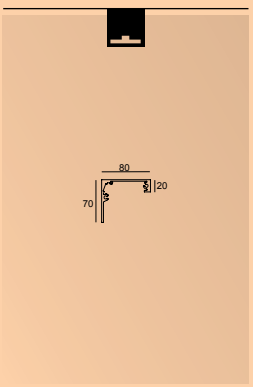

MICROLINE TR
P 471

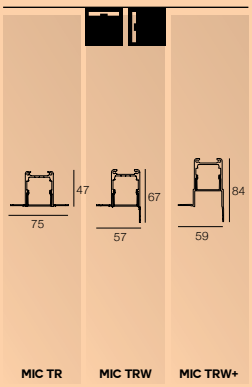

SHELFLINE
P 501



LED ARRAY PROFILES

MICROLINE 40/60

P 484

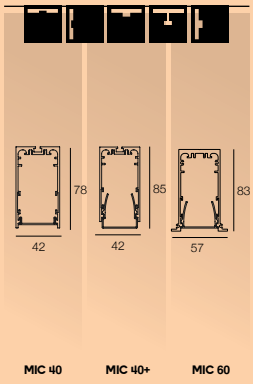

STREAMLINER

P 490

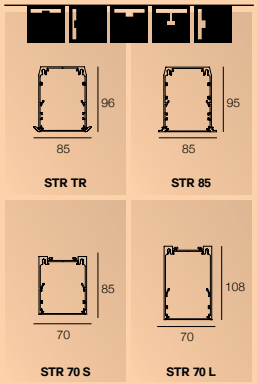

NEW

PAGE503

P 503

PRO

PROFILE BUILDER
A practical easy-to-use web based tool to calculate your continuous profiles like Streamliner, Microline 40 / 60, Femtoline and Microline TR. Keep an eye on our website.

HOW TO BUILD YOUR PROFILE

PRO

! PROFILE BUILDER ! COMING SOON !
A practical easy-to-use web based tool to calculate your continuous profile lengths like Streamliner, Microline 40 / 60, Femtoline and Microline TR. Keep an eye on our website.

1

SELECT A PROFILE.

PROFILE							◇
SPLITLINE 14	✓			✓			B
SHIFTLINE 19		✓			✓		B / W
SPLITLINE M20	✓			✓			B
SPLITLINE M52	✓			✓			B
SHIFTLINE M26 L		✓	✓		✓		PA / BRB / B / W
SHIFTLINE M26 H		✓	✓		✓		PA / BRB / B / W
SHIFTLINE M35 R			✓				B / W
SHIFTLINE M44		✓	✓		✓		B / W
SPLIT-IT PRO	✓						B / W
BORDERLINE	✓			✓			W
TAGLINE TR	✓			✓			B
TAGLINE TRW	✓			✓			B
TAGLINE ST	✓			✓			B / W
TAGLINE ON		✓	✓		✓		B / GC / W
FEMTOLINE 25		✓			✓	✓	ANO / B / W
FEMTOLINE 25 F		✓			✓	✓	ANO / B / W
FEMTOLINE 25 T		✓			✓	✓	ANO / B / W
FEMTOLINE 25 TP		✓			✓	✓	ANO / B / W
FEMTOLINE 35		✓	✓		✓	✓	ANO / B / W
FEMTOLINE 35 TR	✓			✓			ANO / B / W
FEMTOLINE 35 F HE		✓	✓		✓	✓	ANO / B / W
FEMTOLINE 35 F HE DOWN-UP			✓				B / W
FEMTOLINE 35 WALLGRAZER		✓	✓				ANO / B / W
FEMTOLINE 45	✓			✓			ANO / B / W
FEMTOLINE WALL					✓		ANO
FEMTOLINE WALL DOWN-UP					✓		ANO / B / W
CONNECT A					✓		B / W
CONNECT I					✓		B / W
DOT.COM TR	✓			✓			B
DOT.COM ON		✓	✓				B / W
OUTLINER						✓	N
MICROLINE TR	✓			✓			ANO
MICROLINE TRW	✓			✓			ANO
MICROLINE TRW+	✓			✓			ANO
MICROLINE 60	✓			✓			ANO / W
MICROLINE 40		✓	✓		✓		ANO / B / W
MICROLINE 40+		✓	✓		✓		ANO / B / W
STREAMLINER TR	✓			✓			ANO
STREAMLINER 85	✓			✓			ANO/ W
STREAMLINER 70 S/L		✓	✓		✓		ANO/ W
ONE & ONLY			✓				B / GC / W
SHELFLINE	✓	✓		✓	✓		ANO

2

DEFINE DIMENSIONS.

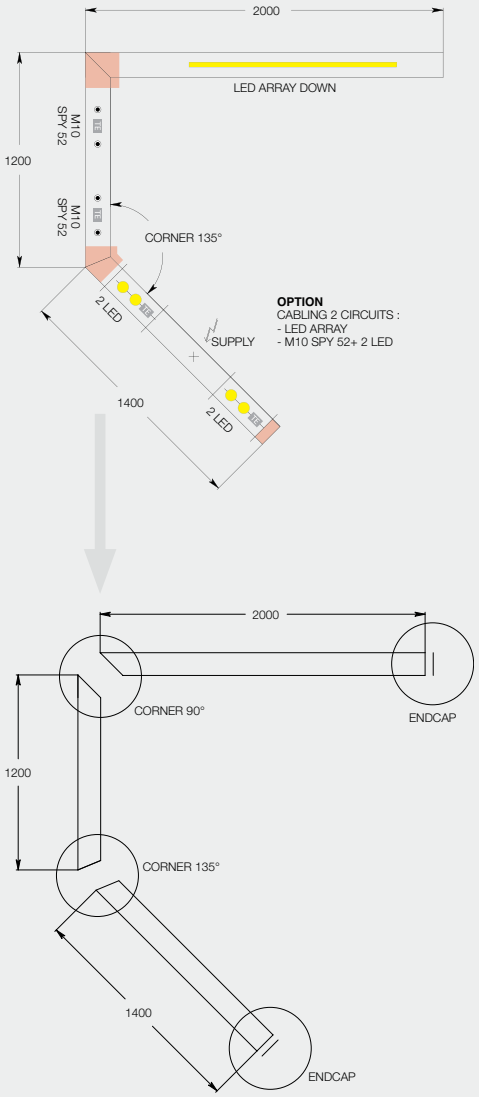

PRO

3
SELECT CORNER.

*FOR DETAILED INFORMATION PLEASE VISIT
www.deltalight.com/downloads/no_module_in_this_area.pdf

4
SELECT END CAP.

END CAP



* for Femtoline 25 / Femtoline W

5
SELECT FIXATION.

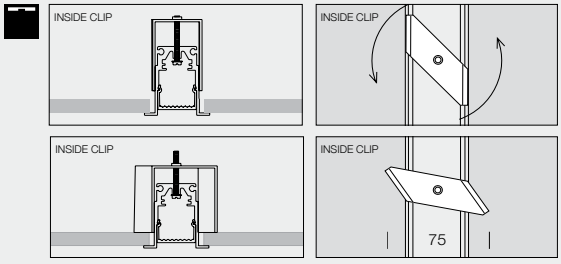

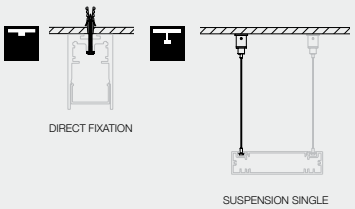

6
SELECT CURRENT SUPPLY CABLE.

CURRENT SUPPLY
L 1,6m / 3 x 0,75mm²
L 6,0m / 3 x 0,75mm²
L 1,6m / 5 x 0,75mm²
L 6,0m / 5 x 0,75mm²
0,3

OPTIONS
CABLE BASE R/S
COVERSET R 62-90-100 /
S 62-80-90

* for Femtoline, Femtoline W

OPTIONS FULL INFO TECHNICAL CHAPTER

CABLE BASE R ◇ **203 99 55** ◇ ◇ = ANO / B / W	Ø57 x 41	
CABLE BASE S ◇ **203 99 56** ◇ ◇ = ANO / B / W	57 x 57 x 41	
COVERSET R ◇ **204 00 62** ◇ **204 00 90** ◇ **204 00 100** ◇ ◇ = ANO / B / W	Ø62 Ø90 Ø100	
COVERSET S ◇ **204 62 62** ◇ **204 80 80** ◇ **204 90 90** ◇ ◇ = ANO / B / W	62 x 62 80 x 80 90 x 90	

HOW TO BUILD YOUR PROFILE

! PROFILE BUILDER ! COMING SOON !
A practical easy-to-use web based tool to calculate your continuous profile lengths like Streamliner, Microline 40 / 60, Femtoline and Microline TR. Keep an eye on our website.

PRO

7

SELECT LIGHT MODULES.

L 200

L 250

L 450





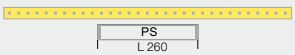

REQUIREMENT
SRL - PC SBL PROFILE / m
389 02 05 SBL
EXAMPLE: MAX.L / PROFILE: 6m - 0,2 / m

8

DEFINE CIRCUITS.

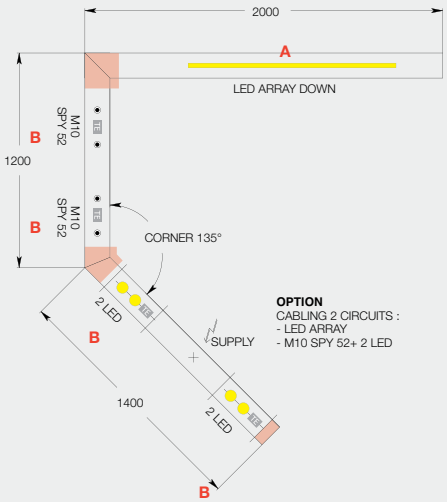

OPTION
CABLING 2 CIRCUITS :
- LED ARRAY
- M10 SPY 52+ 2 LED

CIRCUIT **A** : LED ARRAY = 1 MODULE
CIRCUIT **B** : M10 SPY 52 + 2 LED = 4 MODULES

MODULES B > # MODULES A
CIRCUIT **B** : STANDARD INCL.
CIRCUIT **A** : 1 x **328 90 01**

SUSPENSION/ CONNECTION

PRO

SUSPENSION ST

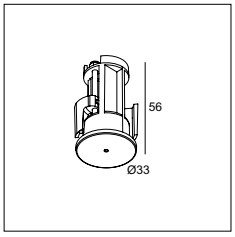

27 x 60 max. 25

SUSPENSION ST
15225 0340 ◇
◇ B / W
INCL.1 x AUTOMATIC ADJUSTMENT

0,2

SUSPENSION TRIMLESS O.F.A.

play.deltalight.com/suspensiontrimlessconcrete
play.deltalight.com/suspensiontrimlessplasterboard

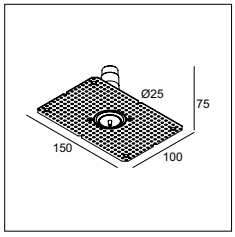

62 x 80 9 or 12
102 x 80 (CONCRETE)

SUSPENSION TRIMLESS O.F.A.
328 10 01
INCL.1 x AUTOMATIC ADJUSTMENT

0,2

SUSPENSION + CONNECTION ST *

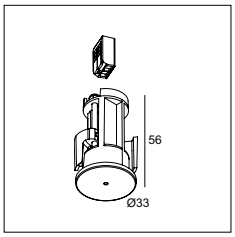

27 x 80 9 or 12

SUSPENSION + CONNECTION ST
15225 0350 ◇
◇ B / W
INCL.1 x CONNECTOR max. 1 x 1,5 mm²
INCL.1 x AUTOMATIC ADJUSTMENT

ONLY CONNECTION

0,2

SUSPENSION + CONNECTION TRIMLESS O.F.A.

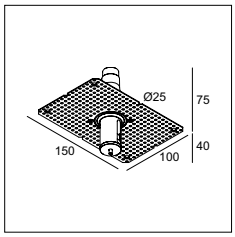

62 x 80 9 or 12
102 x 80 (CONCRETE)

SUSPENSION + CONNECTION TRIMLESS O.F.A.
328 10 02
INCL.1 x CONNECTOR max. 2 x 2,5 mm² + PE
INCL.1 x AUTOMATIC ADJUSTMENT
4A / 250V

0,2

CONNECTION ST

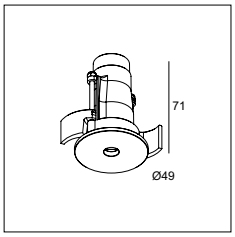

43 x 80 max. 25

CONNECTION ST
15225 0360 ◇
◇ B / W
INCL.1 x CONNECTOR max. 5 x 1,5 mm²
16A / 250V

0,2

CONNECTION TRIMLESS O.F.A.

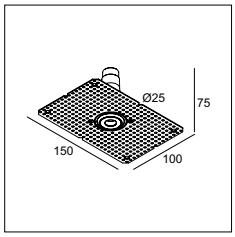

62 x 80 9 or 12
102 x 80 (CONCRETE)

CONNECTION TRIMLESS O.F.A.
328 10 03
INCL.1 x CONNECTOR max. 2 x 2,5 mm²+ PE
4A / 250V

0,2

* For power over suspension wire

MAGNETIC PROFILES

With the magnetic profiles, Delta Light takes it to the next level in the profile section. These profiles offer the highest degree of freedom and flexibility, as all modules have a magnetic fixation. Splitline M20 and M52 allow for a neat, trimless installation, while Shiftline M26, M35 and M44 can be used for projects where surface or suspended mounting is required. To create the optimal light setting, multiple light modules are available: spot modules with different beams and lumen packages going up to 2000lm for accent lighting, linear LED lines for general or wallwash lighting and pendant modules for an elegant finish of the room.
All modules can be placed toolfree into the profile and repositioned afterwards thanks to their magnetic fixation.
Simply click the module into the profile and both mechanical and electrical connection are ensured.
As this family of profiles is powered by 48V, Smart 48 can be used for an easy 2-wire dimming/power solution, or even wireless.
For individual control of luminaires, one can opt for a DALI controlled system.

www.deltalight.com/profiles

			# LED	SPLITLINE M20	splitline M52 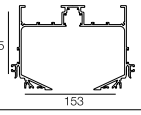	SHIFTLINE M26L	SHIFTLINE M26H 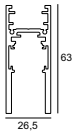	SHIFTLINE M35R 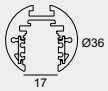	SHIFTLINE M44 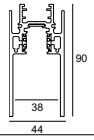
NEW		ODRON	● ●	✓		✓	✓	✓	
NEW		BOWIE	● ●	✓		✓	✓	✓	
NEW		PION	●	✓		✓	✓	✓	
NEW		HALOSCAN	●	✓		✓	✓	✓	
NEW		SPY 27	● ●	✓		✓	✓	✓	
NEW		SPY 39 SPY 52 SPY 66	● ● ● ●	✓	✓	✓	✓	✓	
ACCENT LIGHTING		SPY FOCUS	●	✓	✓	✓	✓	✓	
		PUNK	●	✓		✓	✓	✓	
		VIZIR HEDRA	●	✓		✓	✓	✓	
		TWEETER	●	✓		✓	✓		
		TWEETER BL	●	✓		✓	✓		
DECORATIVE LIGHTING		GIBBO	●	✓	✓	✓	✓	✓	✓
		MICROSPY C	●	✓	✓	✓	✓	✓	✓
NEW		MULTINOVA		✓		✓	✓	✓	
		INFORM		✓		✓	✓	✓	
		LED LINE HE LED LINE SOFT		✓		✓*	✓	✓*	✓
		LED LINE UP					✓		✓
GENERAL LIGHTING		DOT.COM M	● ● ● ●	✓		✓*	✓	✓*	✓
		DOT.COM L	● ● ● ●						✓
		LED	● ●		✓				✓
		LED OK	● ●		✓				
		LED D	● ●		✓				
WALLWASH LIGHTING		DOT.COM		✓			✓		
NEW		ARTUUR		✓					

* MODULE NOT FLUSH WITH PROFILE

SPLITLINE M20

PRO

Splitline M20 combines the refinement and the cleanness of Splitline 16 with a boost of flexibility thanks to the magnetic mounting of the light modules. Together with the mechanical connection, the magnetic fixation of the modules ensures the electrical connection with the two 48V conductors in the profile.
In this way all light modules – spots, linear LED lines and pendants – can easily be placed or replaced into the profile according to the project's requirements, without the need of any tools.

www.deltalight.com/splitline-m20-profile

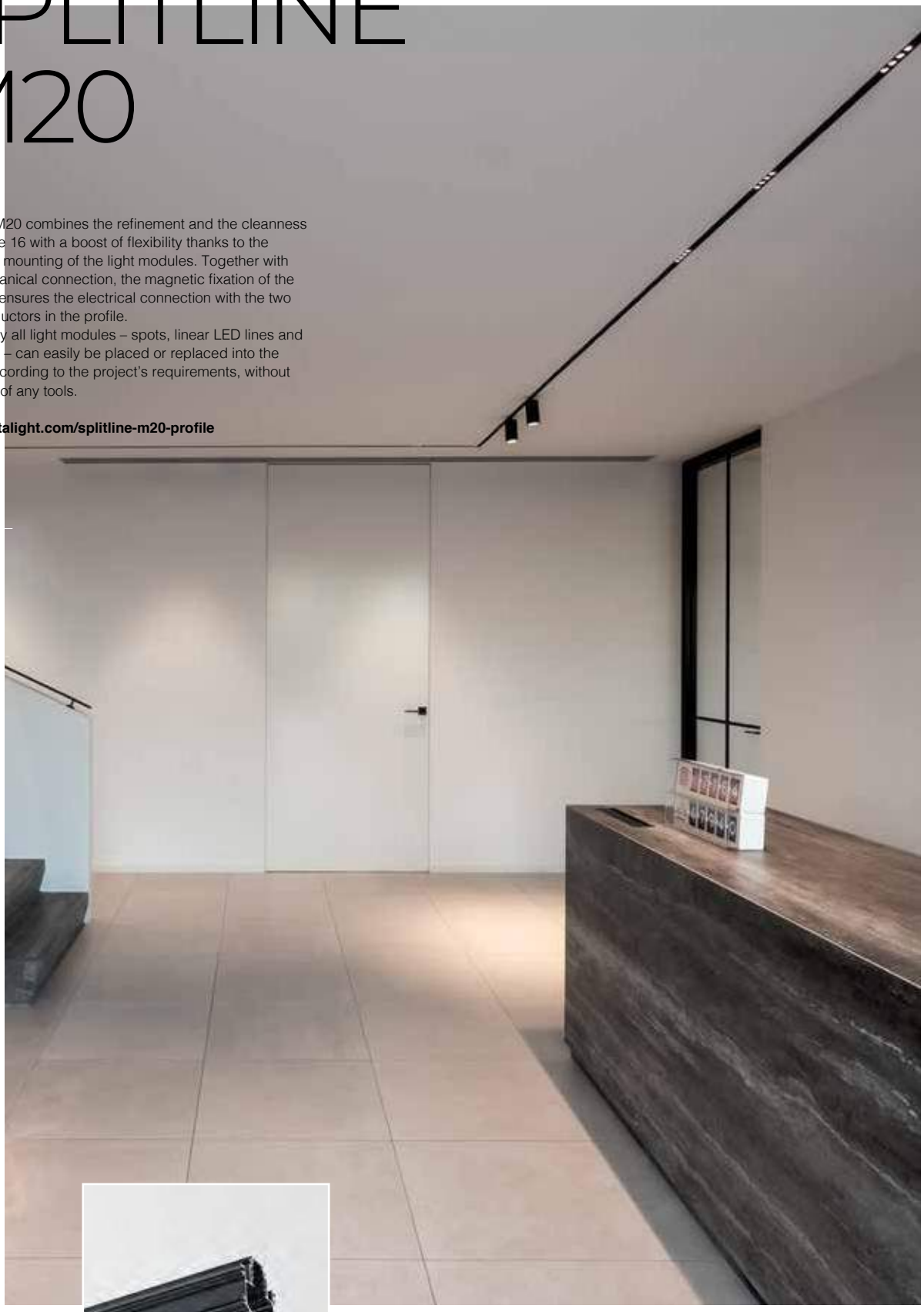

INTERIOR DESIGN SUR MESURE INTERIEUR / PHOTOGRAPHY THOMAS DE BRUYNE

PRO

1 PROFILE CONSTRUCTION

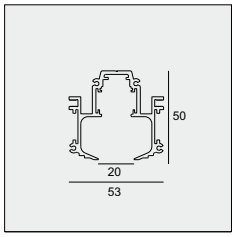

SPM20 - PROFILE 1m
420 20 10 00 ◇

SPM20 - PROFILE 2m
420 20 20 00 ◇

SPM20 - PROFILE 3m
420 20 30 00 ◇
◇ B
48V-DC (2 CONDUCTORS)
2 DIM CONDUCTORS
0,3 / m IP20

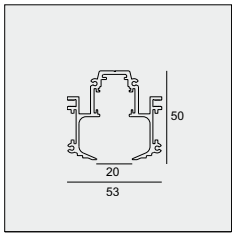

SPM20 - CUSTOMISED
23301 0000 ◇
◇ B
MAX.L / PROFILE: 3m
48V-DC (2 CONDUCTORS)
2 DIM CONDUCTORS
0,3 / m IP20

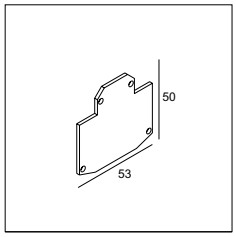

SPM20 - END CAP
420 20 03 01 ◇
◇ B
0,1

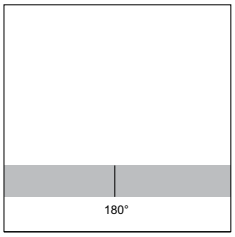

SPM - CORNER 180°
420 06 01
0,1
REQUIREMENTS
PROFILE CONNECTION

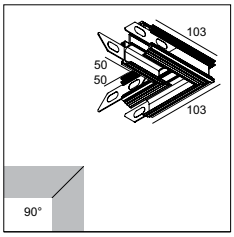

SPM20 - CORNER SET 90°
420 20 06 06
0,2
REQUIREMENTS
PROFILE CONNECTION

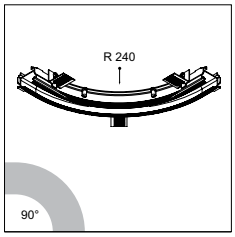

SPM20 - CORNER SET R90° *
23301 0690
0,9
INCL. CONNECTION CABLE

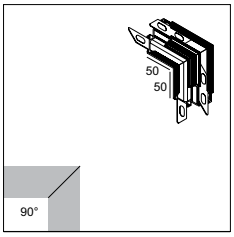

SPM20 - CORNER SET V90°
420 20 06 17
0,2
REQUIREMENTS
PROFILE CONNECTION

2 PROFILE FIXATION

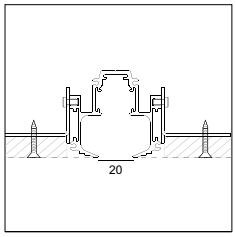

SPM20 - FIXATION SET
420 20 14 01
57 x (L + 5) x 85
min. 9 - max.25
SET OF 2 PCS
0,2

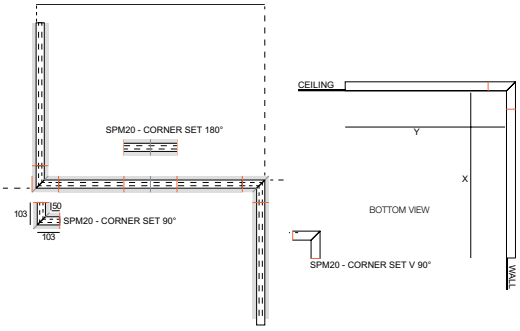

3 PROFILE CONNECTION

REQUIREMENTS SEE PAG 394

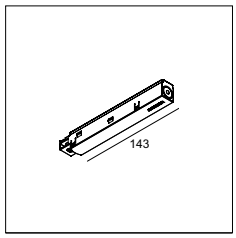

SPM - SUPPLY 48V
420 99 03
48V-DC MAX. 200W /
SUPPLY / MAX.50m
0,1 IP20

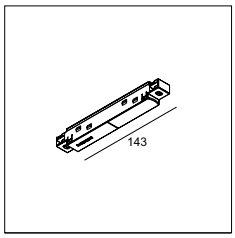

SPM - CONNECTOR 48V-180°
420 99 01
48V-DC MAX. 200W /
SUPPLY / MAX.50m
0,1 IP20

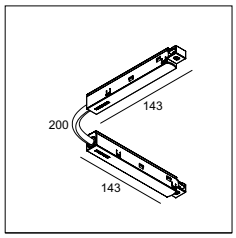

SPM - CONNECTOR 48V-0-180°
420 99 02
48V-DC MAX. 200W /
SUPPLY / MAX.50m
0,1 IP20

4 LIGHT MODULES

SEE PAG 396-419

* NO MODULES IN CORNERSET R

SPLITLINE M52

PRO

One catchphrase could best describe the Splitline M52: Flexibility at its best! Apart from protruding spots and pendant modules, this wider profile also allows for adjustable spot modules to be hidden inside the black line in the ceiling, resulting in a serene setting of the room. Similar to Splitline M20, all modules can be toolfree installed and repositioned into the profile thanks to their magnetic fixation, allowing the end user to adapt the light according to the setting of the room.

www.deltalight.com/splitline-m52-profile

1 PROFILE CONSTRUCTION

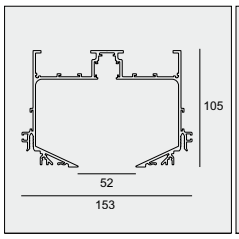

SPM52 - PROFILE 1m
420 52 10 00 ◇

SPM52 - PROFILE 2m
420 52 20 00 ◇

SPM52 - PROFILE 3m
420 52 30 00 ◇
◇ B
48V-DC (2 CONDUCTORS)
2 DIM CONDUCTORS
III 3,7 / m IP20

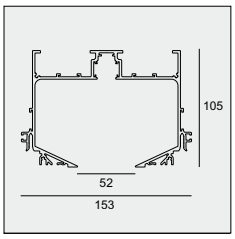

SPM52 - CUSTOMISED
24413 0000 ◇
◇ B
MAX.L / PROFILE: 3m
48V-DC (2 CONDUCTORS)
2 DIM CONDUCTORS
III 3,7 / m IP20

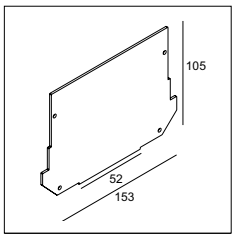

SPM52 - END CAP
420 52 03 01 ◇
◇ B
0,1

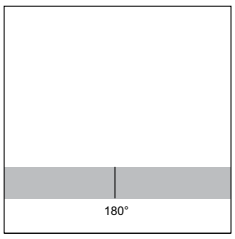

SPM - CORNER 180°
420 06 01
0,1

REQUIREMENTS
PROFILE CONNECTION

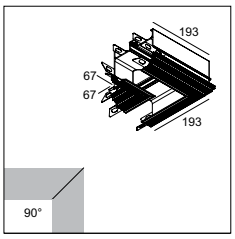

SPM52 - CORNER 90°
420 52 06 06
0,9

REQUIREMENTS
PROFILE CONNECTION

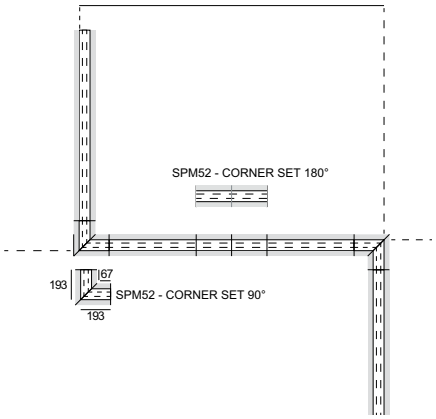

2 PROFILE FIXATION

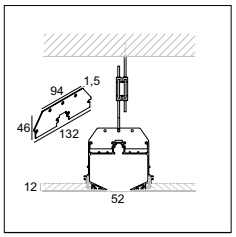

SPM52 SUSPENSION BRACKET
420 52 98 01
121 x (L + 5) x 150
max.12
0,1

3 PROFILE CONNECTION

REQUIREMENTS SEE PAG 394

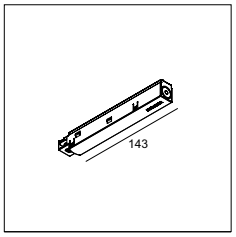

SPM - SUPPLY 48V
420 99 03
48V-DC MAX. 200W /
SUPPLY / MAX.50m
III 1,0 IP20

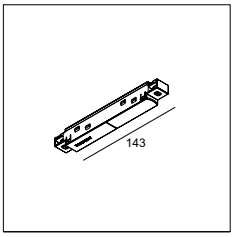

SPM - CONNECTOR 48V-180°
420 99 01
48V-DC MAX. 200W /
SUPPLY / MAX.50m
III 1,0 IP20

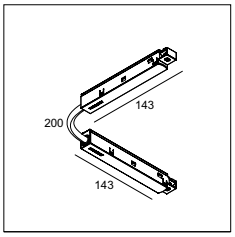

SPM - CONNECTOR 48V-0-180°
420 99 02
48V-DC MAX. 200W /
SUPPLY / MAX.50m
III 1,0 IP20

4 LIGHT MODULES

SEE PAG 396-419

SHIFTLINE M26L

PRO

Shiftline M26 L is the surface mounted variant of Splitline M20, ideal when recessed mounting is not an option.
Spy, Vizir and Hedra modules - in different sizes and lumen packages - can be combined with Tweeter modules, linear LED lighting or pendant modules as Microspy 39 C or Gibbo, giving you loads of possibilities to create your own ideal lighting scene. Do not worry if you overlooked something in this ideal lighting scene, as all modules can be easily switched from position thanks to their magnetic fixation.

www.deltalight.com/shiftline-m26-l-profile

ARCHITECT MILENA VUKMIROVIĆ DARCH

1
PROFILE CONSTRUCTION

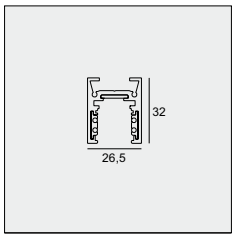

SLM26L - PROFILE 1m
23358 0010 ◇
◇ B / W

SLM26L - PROFILE 2m
23358 0020 ◇
◇ PA / B / BRB / W

SLM26L - PROFILE 3m
23358 0030 ◇
◇ PA / B / BRB / W

48V-DC (2 CONDUCTORS)
2 DIM CONDUCTORS
0,7 / m IP20

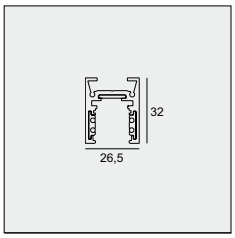

SLM26L - CUSTOMISED
23358 0000 ◇
◇ B / W
MAX.L / PROFILE: 3m
48V-DC (2 CONDUCTORS)
2 DIM CONDUCTORS
0,7 / m IP20

NEW

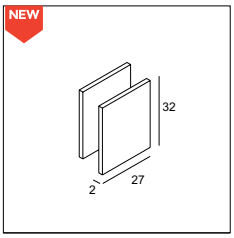

SLM26L - END CAP SET
23358 0320 ◇
◇ B / W
SET OF 2 PCS
0,1

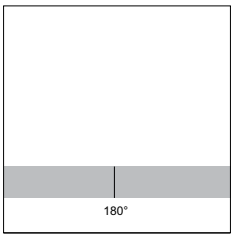

SLM26L - CORNER 180°
23358 0620
0,1

REQUIREMENTS
PROFILE CONNECTION

NEW

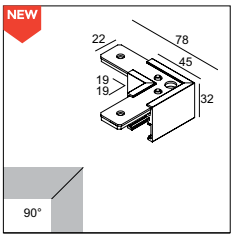

SLM26L - CORNER SET 90°
23358 9640 ◇
◇ B / W
0,1

REQUIREMENTS
PROFILE CONNECTION

Brushed Bronze (BRB)

Polished Aluminium (PA)

COLOUR UP GRADE

2
PROFILE FIXATION

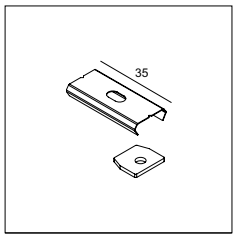

SLM26L - FIXATION SET
23358 1410
SET OF 2 PCS
0,2

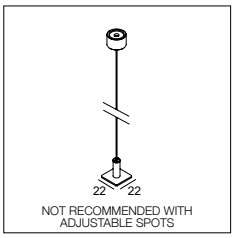

SLM - CABLE SUSPENSION SINGLE 1,6
23359 0510
L 1,6m
0,1

OPTIONS
SUSPENSION ST
▸ **15225 0340** B / W

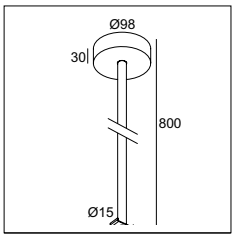

SLM - ROD SUSPENSION 0,8m + CONNECTION
23358 1510 ◇
◇ B / W
0,5
EXCL. CABLING

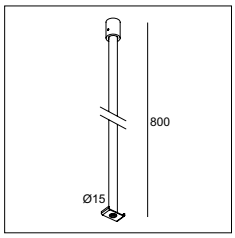

SLM - ROD SUSPENSION 0,8m
23358 1520 ◇
◇ B / W
0,3

NEW

SLM26L/M35R MASK
23377 0030 ◇
◇ B
L 2m

3
PROFILE CONNECTION

REQUIREMENTS SEE PAG 394

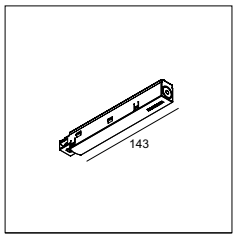

SPM - SUPPLY 48V
420 99 03
48V-DC MAX. 200W
SUPPLY / MAX.50m
0,1 IP20

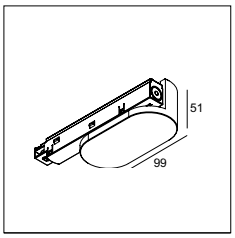

SLM26L-SIDE SUPPLY 48V
23358 1540 ◇
◇ B
48V-DC MAX. 200W
SUPPLY / MAX.50m
0,1 IP20

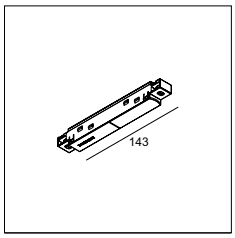

SPM - CONNECTOR 48V-180°
420 99 01
48V-DC MAX. 200W
SUPPLY / MAX.50m
0,1 IP20

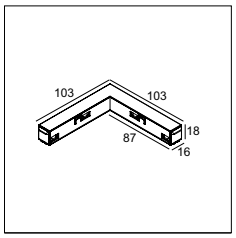

SPM - CONNECTOR 48V-90°
23300 9920
48V-DC MAX. 200W
SUPPLY / MAX.50m
0,1 IP20

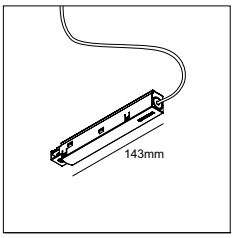

CURRENT SUPPLY SET L1,6m TRANSPARENT
23359 2120 - 2 x 0,75mm² FOR MDL
23359 2140 - 4 x 0,75mm² FOR DALI DIM

CURRENT SUPPLY L1,6m BLACK
23359 2220 - 2 x 0,75mm² FOR MDL
23359 2240 - 4 x 0,75mm² FOR DALI DIM

OPTIONS
CONNECTION ST ▸ **15225 0360** B / W
CABLE BASE R ◇ ▸ **203 99 55** ANO / B / W
CABLE BASE S ◇ ▸ **203 99 56** ANO / B / W
COVERSET R 62-90-100 / S 62-80-90

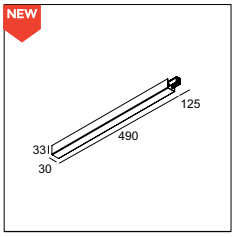

SLM26L-POWERBOX 48V / 100W
23377 0040 ◇
◇ B / W
120-240V / 50-60Hz
0,5 IP20

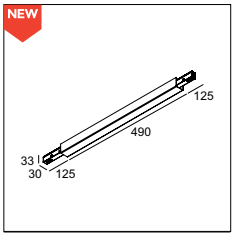

SLM26L-MiD POWERBOX 48V / 100W
23377 0050 ◇
◇ B / W
120-240V / 50-60Hz
0,5 IP20

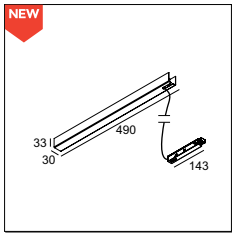

SLM26-C POWERBOX 48V / 100W
23380 0060 ◇
◇ B / W
120-240V / 50-60Hz
INCL. CABLE 1,6m
BLACK FOR BLACK BOX
GREY FOR WHITE BOX
0,8 IP20

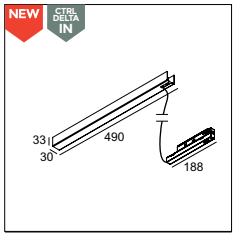

SLM26-C POWERBOX 48V / 100W WD
23380 007W ◇
◇ B / W
120-240V / 50-60Hz
INCL.SMART 48 MODULATOR WD
INCL. CABLE 1,6m
BLACK FOR BLACK BOX
GREY FOR WHITE BOX
0,8 IP20

4
LIGHT MODULES

SEE PAG 396-419

SHIFTLINE MATRIX PATENTED

PRO

Unlimited flexibility is what the Shiftline M26 L Matrix system stands for. These clever add-ons to the Shiftline M26 L profiles allow you to couple multiple profiles to each other and create any structure you want. Our 2P Connector not only assures the electrical connection between two profiles, it also serves as a decorative element as its cylindrical shape is perfectly in contrast with the straight lines of the profile. Moreover, this contrast can be enhanced by choosing the Gold Coloured finish for these nodes, a bold statement where design meets functionality.
To complete the Matrix system, an additional ceiling fixation and a non electrical connector allow for unlimited creativity as one is free to connect multiple profiles any way they want. Moreover, the new Side Supply finishes it off in style as it is designed according to the looks of the 2P Connector.

www.deltalight.com/shiftline-m26-l-matrix

PRO

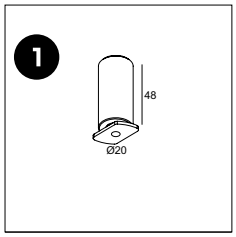

SLM26L
CEILING FIXATION

23358 9830 ◇

◇ B

0,1

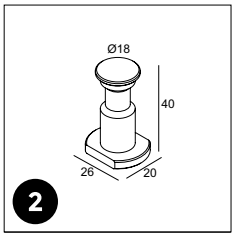

SLM26L
2P SUPPORT

23358 9820 ◇

◇ B

0,1

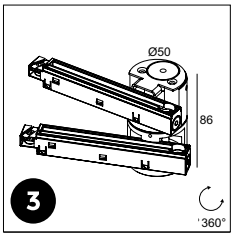

SLM26L
2P CONNECTOR 48V

23358 9810 ◇

◇ B / GC

48V-DC MAX. 200W
SUPPLY / MAX.50m

0,7 IP20

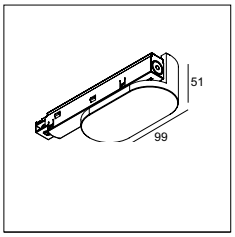

SLM26L
SIDE SUPPLY 48V

23358 1540 ◇

◇ B

48V-DC MAX. 200W
SUPPLY / MAX.50m

0,1 IP20

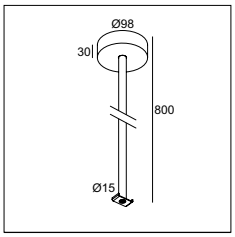

SLM - ROD
SUSPENSION 0,8m +
CONNECTION

23358 1510 ◇

◇ B / W

0,5

EXCL. CABLING

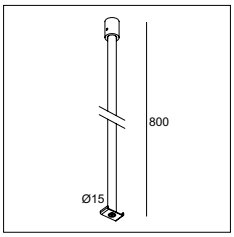

SLM - ROD
SUSPENSION 0,8m

23358 1520 ◇

◇ B / W

0,3



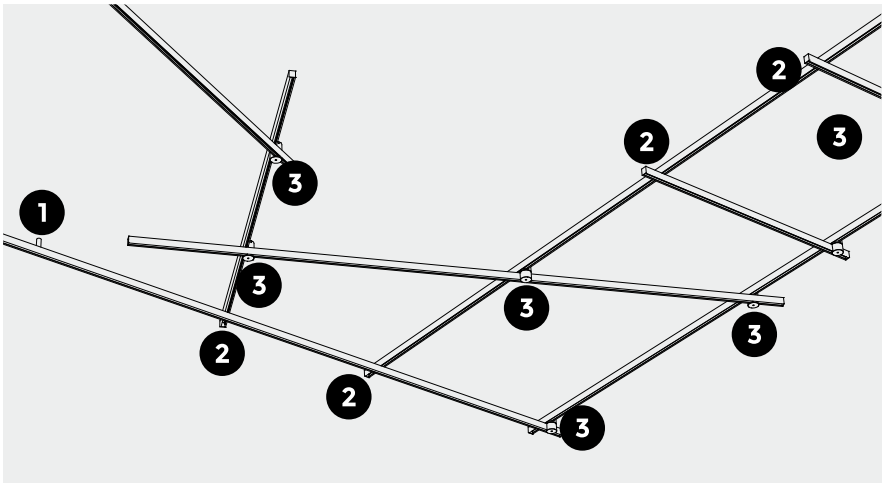

SHIFTLINE M26H

PRO

The higher version of our Shiftline M26 creates extra possibilities in terms of functionality, as the profile allows to combine modules for direct lighting with linear modules for indirect lighting, a perfect way to enhance the spacial feeling of the room.
To break the linearity of the Shiftline M26 H, 2 curved corners are available to go from a straight lighting pattern to a free-form lighting set-up. The bends of 90° and 135° allow you to create the set-up of your desires.

www.deltalight.com/shiftline-m26-h-profile



INTERIOR DESIGN PIETER SCHOOLAERT

PRO

1 PROFILE CONSTRUCTION

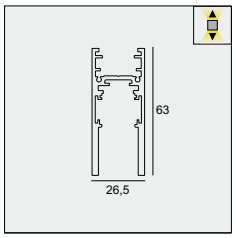

SLM26H - PROFILE 1m
23359 0010 ◇
◇ B / W

SLM26H - PROFILE 2m
23359 0020 ◇
◇ PA / B / BRB / W

SLM26H - PROFILE 3m
23359 0030 ◇
◇ PA / B / BRB / W

48V-DC (2 CONDUCTORS)
2 DIM CONDUCTORS
1,2 / m IP20

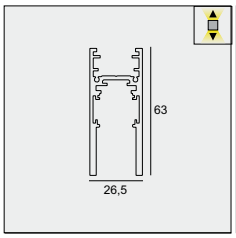

SLM26H - CUSTOMISED
23359 0000 ◇
◇ B / W

MAX.L / PROFILE: 3m
48V-DC (2 CONDUCTORS)
2 DIM CONDUCTORS
1,2 / m IP20

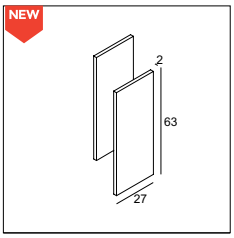

SLM26H - END CAP SET
23359 0320 ◇
◇ B / W
SET OF 2 PCS
0,1

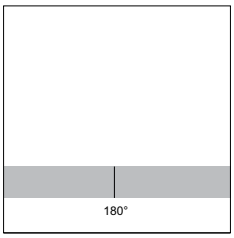

SLM26H - CORNER 180°
23359 0620
0,1

REQUIREMENTS
PROFILE CONNECTION

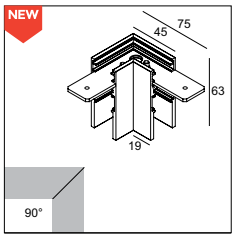

SLM26H - CORNER SET 90°
23359 9640 ◇
◇ B / W
0,1

REQUIREMENTS
PROFILE CONNECTION

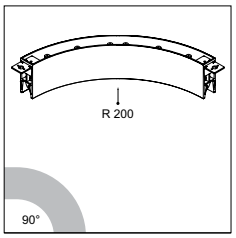

SLM26H - CORNER SET R90° *
23359 0690 ◇
◇ B / W
0,9

INCL. CONNECTION CABLE

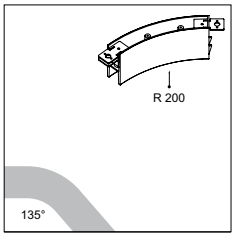

SLM26H - CORNER SET R135° *
23359 0700 ◇
◇ B / W
0,5

INCL. CONNECTION CABLE

2 PROFILE FIXATION



SLM26H - FIXATION SET
23359 1410
SET OF 2 PCS
0,2

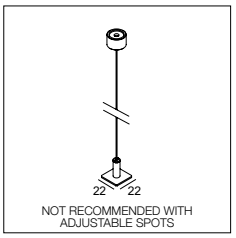

SLM - CABLE SUSPENSION SINGLE 1,6
23359 0510
L 1,6m
0,1

OPTIONS
SUSPENSION ST
▸ **15225 0340** B / W

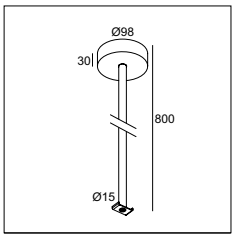

SLM - ROD SUSPENSION 0,8m + CONNECTION
23358 1510 ◇
◇ B / W
0,5
EXCL. CABLING

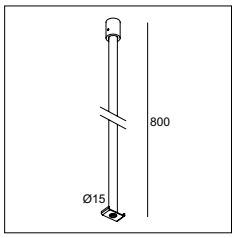

SLM - ROD SUSPENSION 0,8m
23358 1520 ◇
◇ B / W
0,3

3
PROFILE CONNECTION REQUIREMENTS SEE PAG 394

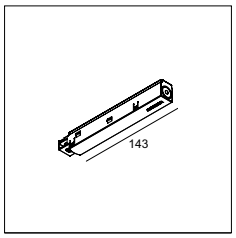

SPM - SUPPLY 48V
420 99 03
48V-DC MAX. 200W
SUPPLY / MAX.50m
0,1 IP20

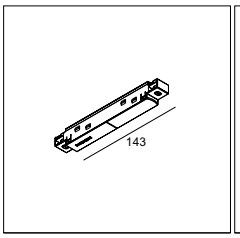

SPM - CONNECTOR 48V-180°
420 99 01
48V-DC MAX. 200W
SUPPLY / MAX.50m
0,1 IP20

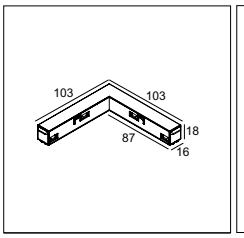

SPM - CONNECTOR 48V-90°
23300 9920
48V-DC MAX. 200W
SUPPLY / MAX.50m
0,1 IP20

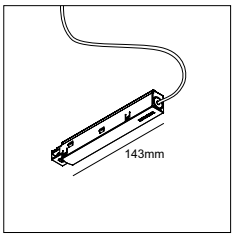

CURRENT SUPPLY SET L1,6m TRANSPARENT
23359 2120 - 2 x 0,75mm² FOR MDL
23359 2140 - 4 x 0,75mm² FOR DALI DIM
23359 2340 - 4 x 0,75mm² FOR MDL + UP
23359 2160 - 6 x 0,75mm² FOR DALI DIM + UP

CURRENT SUPPLY L1,6m BLACK
23359 2220 - 2 x 0,75mm² FOR MDL
23359 2240 - 4 x 0,75mm² FOR DALI DIM
23359 2440 - 4 x 0,75mm² FOR MDL + UP
23359 2260 - 6 x 0,75mm² FOR DALI DIM + UP

OPTIONS
CONNECTION ST ▸ **15225 0360** B / W
CABLE BASE R ◇ ▸ **203 99 55** ANO / B / W
CABLE BASE S ◇ ▸ **203 99 56** ANO / B / W
COVERSET R 62-90-100 / S 62-80-90

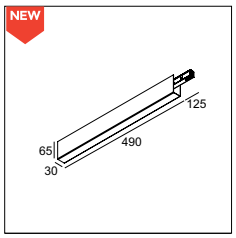

SLM26H-POWERBOX 48V / 100W
23380 0030 ◇
◇ B / W
120-240V / 50-60Hz
0,8 IP20

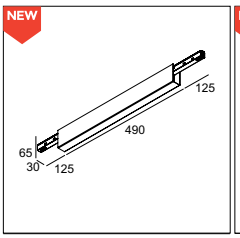

SLM26H-MiD POWERBOX 48V / 100W
23380 0050 ◇
◇ B / W
120-240V / 50-60Hz
0,8 IP20

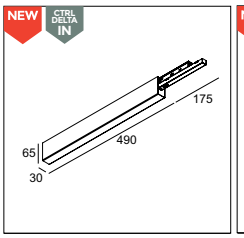

SLM26H-POWERBOX 48V / 100W WD
23380 004W ◇
◇ B / W
120-240V / 50-60Hz
INCL.SMART 48 MODULATOR WD
0,8 IP20

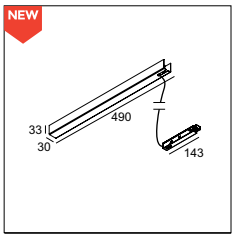

SLM26-C POWERBOX 48V / 100W
23380 0060 ◇
◇ B / W
120-240V / 50-60Hz
INCL. CABLE 1,6m
BLACK FOR BLACK BOX
GREY FOR WHITE BOX
0,8 IP20

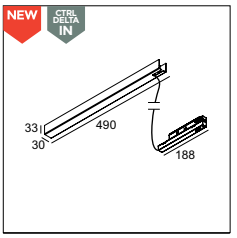

SLM26-C POWERBOX 48V / 100W WD
23380 007W ◇
◇ B / W
120-240V / 50-60Hz
INCL.SMART 48 MODULATOR WD
INCL. CABLE 1,6m
BLACK FOR BLACK BOX
GREY FOR WHITE BOX
0,8 IP20

4
LIGHT MODULES * NO MODULES IN CORNERSET R
SEE PAG 396-419

SHIFTLINE M35R

PRO

With its cylindrical shape, Shiftline M35R is a decorative element on its own. Combined with the suspended Microspy 39 C or Gibbo it can easily upscale any project. By adding magnetic spot modules or linear lighting, Shiftline M35R gives a sophisticated touch to functional lighting.

www.deltalight.com/shiftline-m35-r-profile

PRO

1 PROFILE CONSTRUCTION

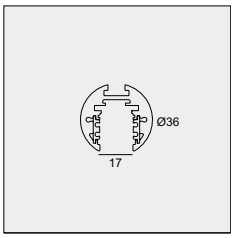

SLM35R - PROFILE 1m
23375 0010 ◇
◇ B / W

SLM35R - PROFILE 2m
23375 0020 ◇
◇ B / W

SLM35R - PROFILE 3m
23375 0030 ◇
◇ B / W
48V-DC (2 CONDUCTORS)
2 DIM CONDUCTORS
1,1 / m IP20

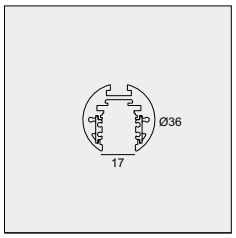

SLM35R - CUSTOMISED
23375 0000 ◇
◇ B / W
MAX.L / PROFILE: 3m
48V-DC (2 CONDUCTORS)
2 DIM CONDUCTORS
1,1 / m IP20

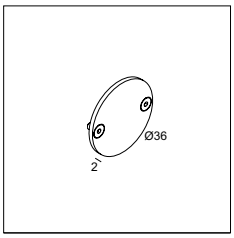

SLM35R - END CAP
23375 0300 ◇
◇ B / W
SET OF 2 PCS
0,1

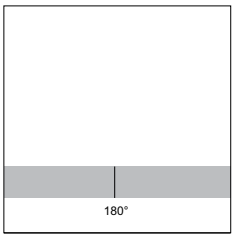

SLM35R - CORNER 180°
23375 0620
0,1

REQUIREMENTS
PROFILE CONNECTION

2 PROFILE FIXATION

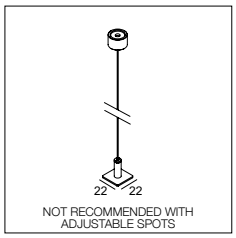

SLM - CABLE SUSPENSION SINGLE 1,6
23359 0510
L 1,6m
0,1

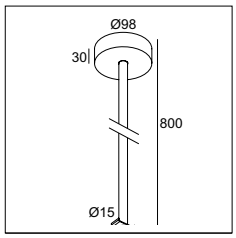

SLM - ROD SUSPENSION 0,8m + CONNECTION
23358 1510 ◇
◇ B / W
0,5
EXCL. CABLING

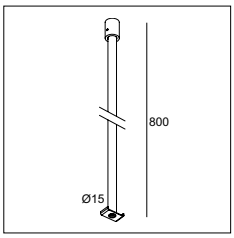

SLM - ROD SUSPENSION 0,8m
23358 1520 ◇
◇ B / W
0,3

SLM26L/M35R MASK
23377 0030 ◇
◇ B
L 2m

OPTIONS
SUSPENSION ST
▸ **15225 0340** B / W

3 PROFILE CONNECTION

REQUIREMENTS SEE PAG 394

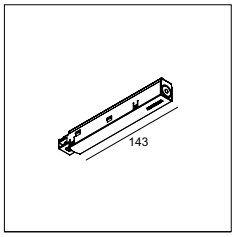

SPM - SUPPLY 48V
420 99 03
48V-DC MAX. 200W
SUPPLY / MAX.50m
0,1 IP20

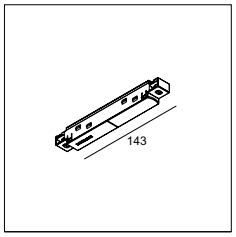

SPM - CONNECTOR 48V-180°
420 99 01
48V-DC MAX. 200W
SUPPLY / MAX.50m
0,1 IP20

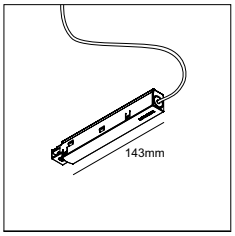

CURRENT SUPPLY L1,6m TRANSPARENT
23359 2120 - 2 x 0,75mm² FOR MDL
23359 2140 - 4 x 0,75mm² FOR DALI DIM

CURRENT SUPPLY L1,6m BLACK
23359 2220 - 2 x 0,75mm² FOR MDL
23359 2240 - 4 x 0,75mm² FOR DALI DIM

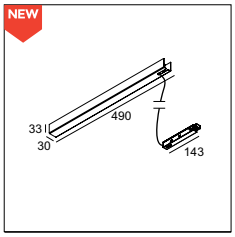

SLM26-C POWERBOX 48V / 100W
23380 0060 ◇
◇ B / W
120-240V / 50-60Hz
INCL. CABLE 1,6m
BLACK FOR BLACK BOX
GREY FOR WHITE BOX
0,8 IP20

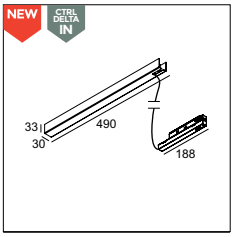

SLM26-C POWERBOX 48V / 100W WD
23380 007W ◇
◇ B / W
120-240V / 50-60Hz
INCL.SMART 48 MODULATOR WD
INCL. CABLE 1,6m
BLACK FOR BLACK BOX
GREY FOR WHITE BOX
0,8 IP20

OPTIONS
CONNECTION ST ▸ **15225 0360** B / W
CABLE BASE R ◇ ▸ **203 99 55** ANO / B / W
CABLE BASE S ◇ ▸ **203 99 56** ANO / B / W
COVERSET R 62-90-100 / S 62-80-90

4 LIGHT MODULES

SEE PAG 396-419

SHIFTLINE M44

PRO

The broader Shiftline M44 is a surface or suspended magnetic profile that combines different types of lighting without the light modules being visible outside the profile. Linear modules or individual downlights for general lighting and Dot.Com for office lighting can easily be combined with uplight to enhance the volume of the room.

www.deltalight.com/shiftline-m44-profile



1
PROFILE CONSTRUCTION

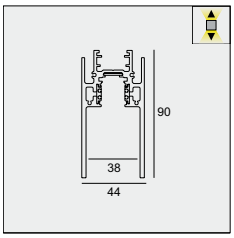

SLM44 - PROFILE 2m
23374 0020 ◇
◇ B / W

SLM44 - PROFILE 3m
23374 0030 ◇
◇ B / W
48V-DC (2 CONDUCTORS)
2 DIM CONDUCTORS
III 2,5 / m IP20

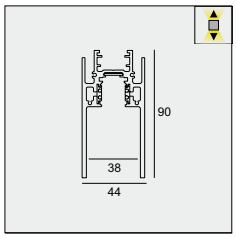

SLM44 - CUSTOMISED
23374 0000 ◇
◇ B / W
MAX.L / PROFILE: 3m
48V-DC (2 CONDUCTORS)
2 DIM CONDUCTORS
III 2,5 / m IP20

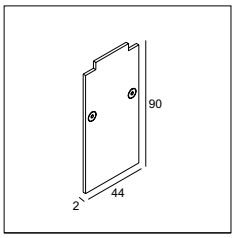

SLM44 - END CAP
23374 0300 ◇
◇ B / W
SET OF 2 PCS
0,1

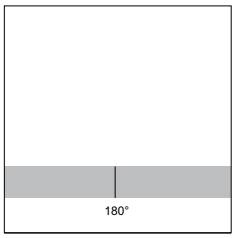

SLM - CORNER 180°
23358 0620
0,1

REQUIREMENTS
PROFILE CONNECTION

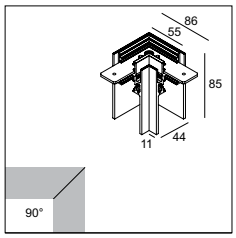

SLM44 - CORNER SET 90°
23374 0640 ◇
◇ B / W
0,1

REQUIREMENTS
PROFILE CONNECTION

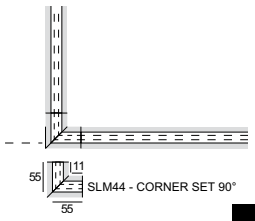

PRO

2
PROFILE FIXATION

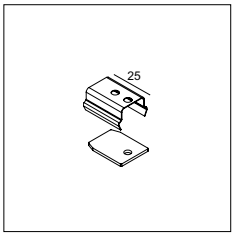

SLM26H - FIXATION SET
23359 1410
SET OF 2 PCS
0,2

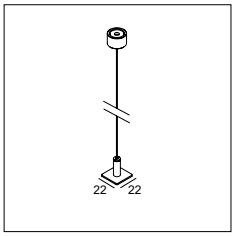

SLM - CABLE SUSPENSION SINGLE 1,6
23359 0510
L 1,6m
0,1

OPTIONS
SUSPENSION ST
▸ **15225 0340** B / W

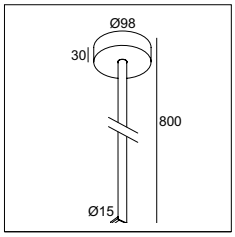

SLM - ROD SUSPENSION 0,8m + CONNECTION
23358 1510 ◇
◇ B / W
0,5
EXCL. CABLING

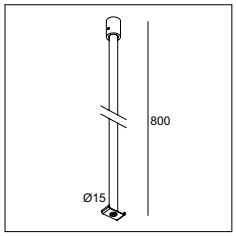

SLM - ROD SUSPENSION 0,8m
23358 1520 ◇
◇ B / W
0,3

3
PROFILE CONNECTION

REQUIREMENTS SEE PAG 394

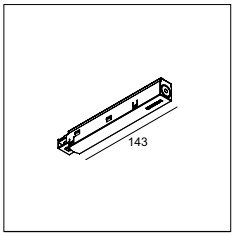

SPM - SUPPLY 48V
420 99 03
48V-DC MAX. 200W
SUPPLY / MAX.50m
III 0,1 IP20

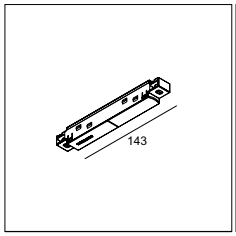

SPM - CONNECTOR 48V-180°
420 99 01
48V-DC MAX. 200W
SUPPLY / MAX.50m
III 0,1 IP20

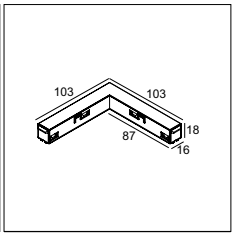

SPM - CONNECTOR 48V-90°
23300 9920
48V-DC MAX. 200W
SUPPLY / MAX.50m
III 0,1 IP20

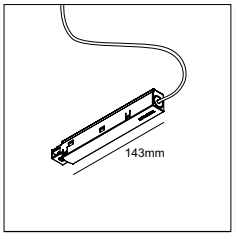

CURRENT SUPPLY SET L1,6m TRANSPARENT
23359 2120 - 2 x 0,75mm² FOR MDL
23359 2140 - 4 x 0,75mm² FOR DALI DIM
23359 2340 - 4 x 0,75mm² FOR MDL + UP
23359 2160 - 6 x 0,75mm² FOR DALI DIM + UP

CURRENT SUPPLY SET L1,6m BLACK
23359 2220 - 2 x 0,75mm² FOR MDL
23359 2240 - 4 x 0,75mm² FOR DALI DIM
23359 2440 - 4 x 0,75mm² FOR MDL + UP
23359 2260 - 6 x 0,75mm² FOR DALI DIM + UP

OPTIONS
CONNECTION ST ▸ **15225 0360** B / W
CABLE BASE R ◇ ▸ **203 99 55** ANO / B / W
CABLE BASE S ◇ ▸ **203 99 56** ANO / B / W
COVERSET R 62-90-100 / S 62-80-90

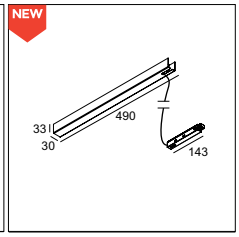

SLM26-C POWERBOX 48V / 100W
23380 0060 ◇
◇ B / W
120-240V / 50-60Hz
INCL. CABLE 1,6m
BLACK FOR BLACK BOX
GREY FOR WHITE BOX
I 0,8 IP20

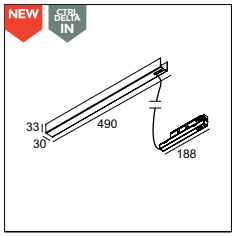

SLM26-C POWERBOX 48V / 100W WD
23380 007W ◇
◇ B / W
120-240V / 50-60Hz
INCL.SMART 48 MODULATOR WD
INCL. CABLE 1,6m
BLACK FOR BLACK BOX
GREY FOR WHITE BOX
0,8 IP20

4
LIGHT MODULES

SEE PAG 396-419

REQUIREMENTS

PRO

LED POWER SUPPLY

NEW 48V / 100W	48V / 100W	NEW 48V / 200W	48V / 240W
298 x 30 x 17	100 x 55 x 90	392 x 30 x 22	114 x 63 x 125
21012 0230	**300 89 48 100**	**21012 0240**	**300 89 48 240**
120-240V / 50-60Hz	110-240V / 50-60Hz	120-240V / 50-60Hz	100-240V / 50-60Hz

IP20

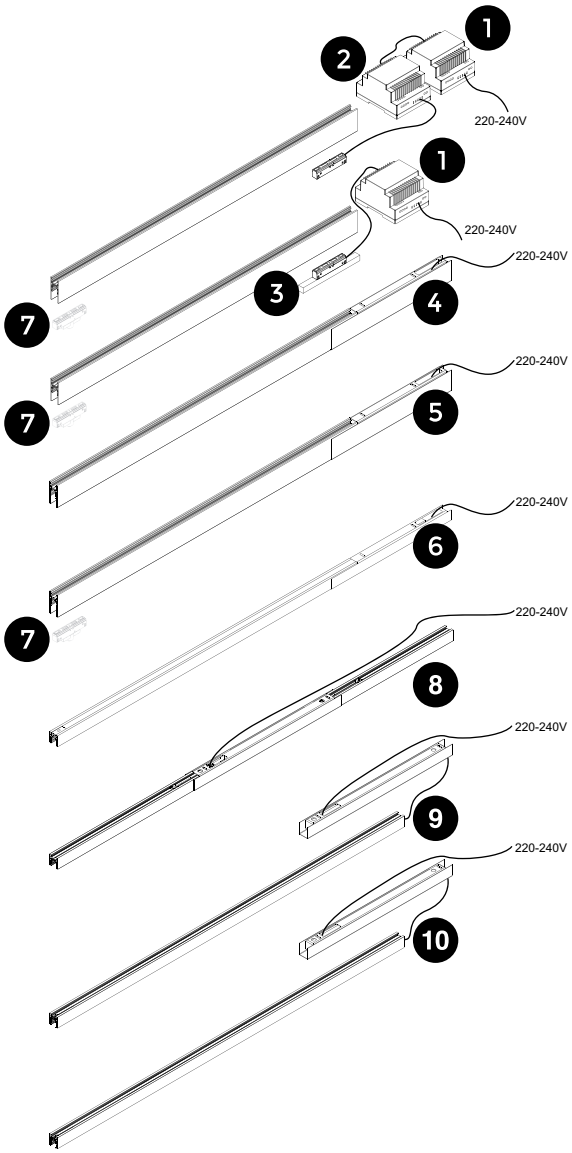

1 POWERSUPPLY 48V-DC
2 SMART 48 MODULATOR
3 SMART 48 MODULATOR PLUG-IN WIRELESS DIM
4 SLM26H POWERBOX 48V/100W
5 SLM26H POWERBOX 48V/100W MDL
6 SLM26L POWERBOX 48V/100W
7 M-WIRELESS PRESENCE & DAYLIGHT SENSOR
8 SLM26L MID POWERBOX 48V/100W
9 SLM26L POWERBOX FOR SUSPENSION 48V/100W
10 SLM26L POWERBOX FOR SUSPENSION 48V/100W WIRELESS DIM

OPTIONS

DIMMABLE MODULATOR

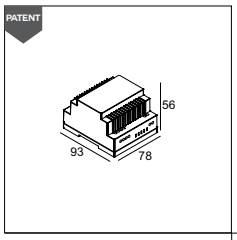

SMART 48 MODULATOR DIM9	SMART 48 MODULATOR WD
300 90 011	300 90 012
48V-DC	
MODULATED 48V-DC + DIM (MAX.200W)	
0,1 IP20	

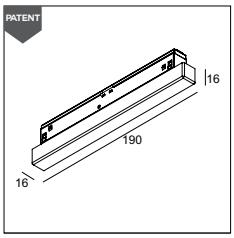

SMART 48 MODULATOR PLUG-IN WD
21032 0030
48V-DC
MODULATED 48V-DC + DIM (MAX.200W)
0,1 IP20

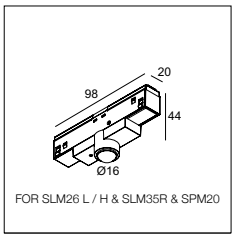

M-WIRELESS PRESENCE & DAYLIGHT SENSOR
21032 0040
48V-DC
0,1 IP20

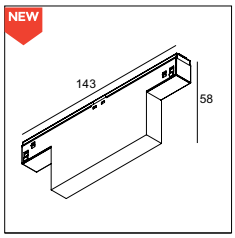

M-WIRELESS CONTROL DIM5
21032 0085
MAX. 64 DALI MODULES DIVIDED INTO 8 GROUPS. EACH GROUP CAN BE CONTROLLED SEPARATELY.
0,1 IP20

DETECTION PATTERN

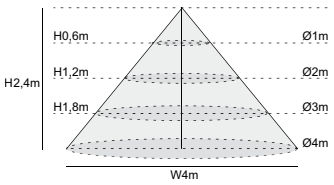

SLM26H

SLM26 L

MDL MODULES STANDARD ON UPPER CONDUCTORS.

ON REQUEST AVAILABLE ON **LOWER CONDUCTORS FOR SECOND CIRCUIT**

PRO

MAGNETIC **PROFILES**

MODULES

PRO

INFORM MAGNETIC

	3000K / CRI>90		2700K / CRI>90	
	L800 / 0,5	L1100 / 0,7	L800 / 0,5	L1100 / 0,7
	LED CLUSTER 11,9W / 1797lm / 48V-DC	LED CLUSTER 17W / 2567lm / 48V-DC	LED CLUSTER 11,9W / 1773lm / 48V-DC	LED CLUSTER 17W / 2533lm / 48V-DC
	MDL			
M20 / M26H **M26L / M35R** **M26H** **M35R** **M44**	**23381 9320** ◇	**23383 9320** ◇	**23381 9220** ◇	**23383 9220** ◇
M52	-	-	-	-
	DALI DIM			
M20 / M26H **M26L / M35R** **M26H** **M35R** **M44**	**23382 9325** ◇	**23384 9325** ◇	**23382 9225** ◇	**23384 9225** ◇
M52	-	-	-	-
	◇ B			

IP20 UGR <19

LED LINE UP

	3000K / CRI>90	2700K / CRI>90
	1400 lm/m / 15 W/m / 24V-DC	
	13W / L 830mm	
M20	-	-
M26L	-	-
M26H	**23376 9300** ◇	**23376 9200** ◇
M35R	-	-
M44	**23376 9300** ◇	**23376 9200** ◇
M52	-	-
	◇ ANO	

0,3 IP20

REQUIREMENTS
LED POWER SUPPLY

OPTIONS
DIMMABLE MODULATOR (ONLY FOR MDL)

PRO

LED LINE HE

	3000K / CRI>90			
	2600lm/m / 21,6W/m / 48V-DC			
	12,6W / L 610mm	18,4W / L 810mm	21,6W / L 1010mm	25,2W / L 1210mm
	MDL			
M20 **M26L** **M26H** **M35R** **M44**	**421 313 06 93 MDL** ◇	**421 313 08 93 MDL** ◇	**421 313 10 93 MDL** ◇	**421 313 12 93 MDL** ◇
M52	-	-	-	-

	DALI DIM			
M20 **M26L** **M26H** **M35R** **M44**	**23347 0005** ◇	**23348 0005** ◇	**23349 0005** ◇	**23350 0005** ◇
M52	-	-	-	-

◇ B

0,3 IP20

LED LINE HE SOFT

NEW

SOFT DIM

	3000-1800K / CRI>90			
	975lm/m / 15W/m / 48V-DC			
	9,1W / L 621mm	11,6W / L 787mm	14,9W / L 1009mm	17,3W / L 1176mm
	MDL			
M20 **M26L** **M26H** **M35R** **M44**	**23303 9000** ◇	**23304 9000** ◇	**23305 9000** ◇	**23306 9000** ◇
M52	-	-	-	-

	DALI DIM			
M20 **M26L** **M26H** **M35R** **M44**	**23307 9005** ◇	**23308 9005** ◇	**23309 9005** ◇	**23310 9005** ◇
M52	-	-	-	-

◇ B

0,3 IP20

MAGNETIC **PROFILES**

DOT.COM WALLWASH 02 HO

L 210

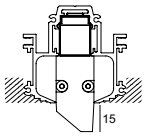

POSITION FOR INSTALLATION

	3000K / CRI>90	2700K / CRI>90
	LED CLUSTER 10W / 1000lm / 48V-DC	
	MDL	
M20	**424 642 02 93 MDL** ◇	**424 642 02 92 MDL** ◇
M26L	-	-
M26H	**424 642 02 93 MDL** ◇	**424 642 02 92 MDL** ◇
M35R	-	-
M44	-	-
M52	-	-
	DALI DIM	
M20	**23367 9305** ◇	**23367 9205** ◇
M26L	-	-
M26H	**23367 9305** ◇	**23367 9205** ◇
M35R	-	-
M44	-	-
M52	-	-

◇ B

0,3 IP20

DOT.COM WALLWASH 06

L 614

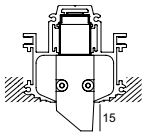

POSITION FOR INSTALLATION

	3000K / CRI>90	2700K / CRI>90
	LED CLUSTER 12,6W / 1500lm / 48V-DC	
	MDL	
M20	**424 642 06 93 MDL** ◇	**424 642 06 92 MDL** ◇
M26L	-	-
M26H	**424 642 06 93 MDL** ◇	**424 642 06 92 MDL** ◇
M35R	-	-
M44	-	-
M52	-	-
	DALI DIM	
M20	**23368 9305** ◇	**23368 9205** ◇
M26L	-	-
M26H	**23368 9305** ◇	**23368 9205** ◇
M35R	-	-
M44	-	-
M52	-	-

◇ B

1,4 IP20

DOT.COM WALLWASH 08

L 814

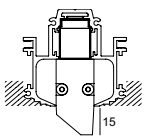

POSITION FOR INSTALLATION

	3000K / CRI>90	2700K / CRI>90
	MDL	
	LED CLUSTER 18,4W / 2200lm / 48V-DC	
M20	**424 642 08 93 MDL** ◇	**424 642 08 92 MDL** ◇
M26L	-	-
M26H	**424 642 08 93 MDL** ◇	**424 642 08 92 MDL** ◇
M35R	-	-
M44	-	-
M52	-	-
	DALI DIM	
	3000K / CRI>90	2700K / CRI>90
	LED CLUSTER 18,4W / 2200lm / 48V-DC	
M20	**23369 9305** ◇	**23369 9205** ◇
M26L	-	-
M26H	**23369 9305** ◇	**23369 9205** ◇
M35R	-	-
M44	-	-
M52	-	-

◇ B

1,8 IP20

REQUIREMENTS
LED POWER SUPPLY

OPTIONS
DIMMABLE MODULATOR
(ONLY FOR MDL)

DOT.COM WALLWASH 12

L 1214

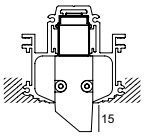

POSITION FOR INSTALLATION

	3000K / CRI>90 LED CLUSTER 25,2W / 3000lm / 48V-DC	2700K / CRI>90 LED CLUSTER 25,2W / 2922lm / 48V-DC
	MDL	
M20	**424 642 12 93 MDL ◇**	**424 642 12 92 MDL ◇**
M26L	-	-
M26H	**424 642 12 93 MDL ◇**	**424 642 12 92 MDL ◇**
M35R	-	-
M44	-	-
M52	-	-
	DALI DIM	
M20	**23370 9305 ◇**	**23370 9205 ◇**
M26L	-	-
M26H	**23370 9305 ◇**	**23370 9205 ◇**
M35R	-	-
M44	-	-
M52	-	-
	◇ B	

2,5 IP20

PRO

ARTUUR SL WALLWASH

L 170

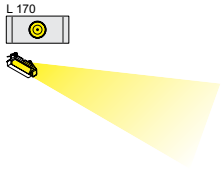

	3000K / CRI>90 LED 5.8W / 787lm / 48V-DC	2700K / CRI>90 LED 5.8W / 753lm / 48V-DC
	MDL	
M20	**27731 9300 ◇**	**27731 9200 ◇**
M26L	-	-
M26H	-	-
M35R	-	-
M44	-	-
M52	-	-
	DALI DIM	
M20	**27732 9305 ◇**	**27732 9205 ◇**
M26L	-	-
M26H	-	-
M35R	-	-
M44	-	-
M52	-	-
	◇ B	

0,2 IP20

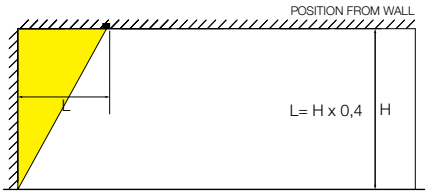

example: H=3000 mm ⟶ L= 3000 mm x 0,4 = 1200 mm

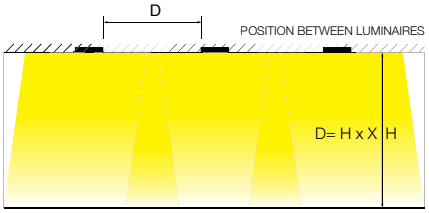

example: H=3000 mm ⟶ D= 3000 mm x 0,5 = 1500 mm

	X
DOT.COM L WALLWASH 02	0,5
DOT.COM L WALLWASH 06	0,25
DOT.COM L WALLWASH 08	0,33
DOT.COM L WALLWASH 12	0,5
ARTUUR SL WALLWASH	0,4

DOT.COM L2

L 170



	3000K / CRI>90		2700K / CRI>90	
	LED CLUSTER 4W / 420lm / 48V-DC		LED CLUSTER 4W / 408lm / 48V-DC	
	16°	32°	16°	32°
	MDL			
M20	-	-	-	-
M26L	-	-	-	-
M26H	-	-	-	-
M35R	-	-	-	-
M44	**23270 9310** ◇	**23270 9320** ◇	**23270 9210** ◇	**23270 9220** ◇
M52	-	-	-	-
	DALI DIM			
M20	-	-	-	-
M26L	-	-	-	-
M26H	-	-	-	-
M35R	-	-	-	-
M44	**23271 9315** ◇	**23271 9325** ◇	**23271 9215** ◇	**23271 9225** ◇
M52	-	-	-	-

◇ B-B / B-MMAT

0,2 IP20

DOT.COM L4

L 170



	3000K / CRI>90		2700K / CRI>90	
	LED CLUSTER 6,8W / 736lm / 48V-DC		LED CLUSTER 6,8W / 716lm / 48V-DC	
	16°	32°	16°	32°
	MDL			
M20	-	-	-	-
M26L	-	-	-	-
M26H	-	-	-	-
M35R	-	-	-	-
M44	**23272 9310** ◇	**23272 9320** ◇	**23272 9210** ◇	**23272 9220** ◇
M52	-	-	-	-
	DALI DIM			
M20	-	-	-	-
M26L	-	-	-	-
M26H	-	-	-	-
M35R	-	-	-	-
M44	**23273 9315** ◇	**23273 9325** ◇	**23273 9215** ◇	**23273 9225** ◇
M52	-	-	-	-

◇ B-B / B-MMAT

0,4 IP20

REQUIREMENTS
LED POWER SUPPLY

OPTIONS
DIMMABLE MODULATOR
(ONLY FOR MDL)

DOT.COM M4

L 210

	3000K / CRI>90			2700K / CRI>90		
	LED CLUSTER 5,6W / 628lm / 48V-DC					
	14°	33°	49°	14°	33°	49°
	MDL					
M20 **M26L** **M26H** **M35R** **M44**	**424 612 04 931 MDL◇**	**424 612 04 932 MDL◇**	**424 612 04 933 MDL◇**	**424 612 04 921 MDL◇**	**424 612 04 922 MDL◇**	**424 612 04 923 MDL◇**
M52	-	-	-	-	-	-
	DALI DIM					
M20 **M26L** **M26H** **M35R** **M44**	**23355 9315 ◇**	**23355 9325 ◇**	**23355 9335 ◇**	**23355 9215 ◇**	**23355 9225 ◇**	**23355 9235 ◇**
M52	-	-	-	-	-	-

◇ B-B / B-C / B-MMAT

0,2 IP20

PRO

MAGNETIC **PROFILES**

1 LED

L 170

PRO

	3000K / CRI>80	2700K / CRI>80
	LED 6W / 558lm / 48V-DC	LED 6W / 558lm / 48V-DC
	20°	
	MDL	
M20	-	-
M26L	-	-
M26H	-	-
M35R	-	-
M44	**23266 8320**	**23266 8220**
M52	**421 218 1832 MDL**	**421 218 1822 MDL**

	DALI DIM	
M20	-	-
M26L	-	-
M26H	-	-
M35R	-	-
M44	**23267 8325**	**23267 8225**
M52	**24414 8325**	**24414 8225**

III 0,3 IP20

2 LED

L 170

	3000K / CRI>80	2700K / CRI>80
	2 x LED 6W / 558lm / 48V-DC	2 x LED 6W / 558lm / 48V-DC
	20°	
	MDL	
M20	-	-
M26L	-	-
M26H	-	-
M35R	-	-
M44	**23268 8320**	**23268 8220**
M52	**421 218 2832 MDL**	**421 218 2822 MDL**

	DALI DIM	
M20	-	-
M26L	-	-
M26H	-	-
M35R	-	-
M44	**23269 8325**	**23269 8225**
M52	**24417 8325**	**24417 8225**

III 0,3 IP20

2 LED OK

L 170

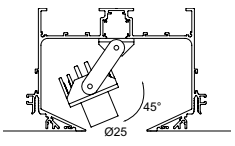

	3000K / CRI>80	2700K / CRI>80
	2 x LED 6W / 558lm / 48V-DC	2 x LED 6W / 558lm / 48V-DC
	20°	
	MDL	
M20	-	-
M26L	-	-
M26H	-	-
M35R	-	-
M44	-	-
M52	**421 248 2832 MDL**	**421 248 2822 MDL**

	DALI DIM	
M20	-	-
M26L	-	-
M26H	-	-
M35R	-	-
M44	-	-
M52	**24419 8325**	**24419 8225**

III 0,3 IP20

1 LED D

L 170

SOFT DIM

	3000K / CRI>90	2700K / CRI>90	2700-1800K / CRI>90
	LED 7.1W / 812lm / 48V-DC	LED 7.1W / 779lm / 48V-DC	LED 9.5W / 760lm /48V-DC
	33°		40°
	MDL		
M20	-	-	-
M26L	-	-	-
M26H	-	-	-
M35R	-	-	-
M44	-	-	-
M52	**421 228 811 932 D MDL**	**421 228 811 922 D MDL**	**421 228 1902 D MDL**
	DALI DIM		
M20	-	-	-
M26L	-	-	-
M26H	-	-	-
M35R	-	-	-
M44	-	-	-
M52	**24415 9325**	**24415 9225**	**24416 9025**

0,3 IP20

PRO

2 LED D

L 170

	MDL	
	3000K / CRI>90	2700K / CRI>90
	2 x LED 7.1W / 812lm / 48V-DC	2 x LED 7.1W / 779lm / 48V-DC
	33°	
M20	-	-
M26L	-	-
M26H	-	-
M35R	-	-
M44	-	-
M52	**421 228 812 932 D MDL**	**421 228 812 922 D MDL**
	DALI DIM	
M20	-	-
M26L	-	-
M26H	-	-
M35R	-	-
M44	-	-
M52	**24418 9325**	**24418 9225**

0,3 IP20

REQUIREMENTS
LED POWER SUPPLY

OPTIONS
DIMMABLE MODULATOR
(ONLY FOR MDL)

BOWIE 1

L 170

	3000K / CRI>90 LED 9W / 1076lm / 48V-DC		2700K / CRI>90 LED 9W / 1067lm / 48V-DC	
	25°	37°	25°	37°
	MDL			
M20	**26716 9320** ◇	**26716 9330** ◇	**26716 9220** ◇	**26716 9230** ◇
M26L	**26720 9320** ◇	**26720 9330** ◇	**26720 9220** ◇	**26720 9230** ◇
M26H	**26716 9320** ◇	**26716 9330** ◇	**26716 9220** ◇	**26716 9230** ◇
M35R	**26720 9320** ◇	**26720 9330** ◇	**26720 9220** ◇	**26720 9230** ◇
M44	-	-	-	-
M52	-	-	-	-
	DALI DIM			
M20	**26717 9325** ◇	**26717 9335** ◇	**26717 9225** ◇	**26717 9235** ◇
M26L	**26721 9325** ◇	**26721 9335** ◇	**26721 9225** ◇	**26721 9235** ◇
M26H	**26717 9325** ◇	**26717 9335** ◇	**26717 9225** ◇	**26717 9235** ◇
M35R	**26721 9325** ◇	**26721 9335** ◇	**26721 9225** ◇	**26721 9235** ◇
M44	-	-	-	-
M52	-	-	-	-
	◇ B / W			

0,4 IP20

BOWIE 2

L 170

	3000K / CRI>90 2 x LED 9W / 1076lm / 48V-DC		2700K / CRI>90 2 x LED 9W / 1067lm / 48V-DC	
	25°	37°	25°	37°
	MDL			
M20	**26718 9320** ◇	**26718 9330** ◇	**26718 9220** ◇	**26718 9230** ◇
M26L	**26722 9320** ◇	**26722 9330** ◇	**26722 9220** ◇	**26722 9230** ◇
M26H	**26718 9320** ◇	**26718 9330** ◇	**26718 9220** ◇	**26718 9230** ◇
M35R	**26722 9320** ◇	**26722 9330** ◇	**26722 9220** ◇	**26722 9230** ◇
M44	-	-	-	-
M52	-	-	-	-
	DALI DIM			
M20	**26719 9325** ◇	**26719 9335** ◇	**26719 9225** ◇	**26719 9235** ◇
M26L	**26723 9325** ◇	**26723 9335** ◇	**26723 9225** ◇	**26723 9235** ◇
M26H	**26719 9325** ◇	**26719 9335** ◇	**26719 9225** ◇	**26719 9235** ◇
M35R	**26723 9325** ◇	**26723 9335** ◇	**26723 9225** ◇	**26723 9235** ◇
M44	-	-	-	-
M52	-	-	-	-
	◇ B / W			

0,6 IP20

PION 1

L 170

	3000K / CRI>90 LED 9W / 1076lm / 48V-DC		2700K / CRI>90 LED 9W / 1067lm / 48V-DC	
	25°	37°	25°	37°
	MDL			
M20	**26616 9320** ◇	**26616 9330** ◇	**26616 9220** ◇	**26616 9230** ◇
M26L	**26615 9320** ◇	**26615 9330** ◇	**26615 9220** ◇	**26615 9230** ◇
M26H	**26616 9320** ◇	**26616 9330** ◇	**26616 9220** ◇	**26616 9230** ◇
M35R	**26615 9320** ◇	**26615 9330** ◇	**26615 9220** ◇	**26615 9230** ◇
M44	-	-	-	-
M52	-	-	-	-
	DALI DIM			
M20	**26618 9325** ◇	**26618 9335** ◇	**26618 9225** ◇	**26618 9235** ◇
M26L	**26617 9325** ◇	**26617 9335** ◇	**26617 9225** ◇	**26617 9235** ◇
M26H	**26618 9325** ◇	**26618 9335** ◇	**26618 9225** ◇	**26618 9235** ◇
M35R	**26617 9325** ◇	**26617 9335** ◇	**26617 9225** ◇	**26617 9235** ◇
M44	-	-	-	-
M52	-	-	-	-
	◇ B / GC / W			

0,3 IP20

REQUIREMENTS
LED POWER SUPPLY

OPTIONS
DIMMABLE MODULATOR
(ONLY FOR MDL)

ACCESSORIES
PION TUBE ◇ ▸ **26610 0010** B / MMAT (for pion)

ODRON 1 MAGNETIC

L 170

	3000K / CRI>90	2700K / CRI>90
	LED 9W / 1076lm / 48V-DC	LED 9W / 1067lm / 48V-DC
	28 & 41° (INCL. 2 REFLECTORS)	
	MDL	
M20	**26216 9300** ◇	**26216 9200** ◇
M26L	**26220 9300** ◇	**26220 9200** ◇
M26H	**26216 9300** ◇	**26216 9200** ◇
M35R	**26220 9300** ◇	**26220 9200** ◇
M44	-	-
M52	-	-
	DALI DIM	
M20	**26217 9305** ◇	**26217 9205** ◇
M26L	**26221 9305** ◇	**26221 9205** ◇
M26H	**26217 9305** ◇	**26217 9205** ◇
M35R	**26221 9305** ◇	**26221 9205** ◇
M44	-	-
M52	-	-
	◇ B / W	

0,3 IP20

PRO

ODRON 2 MAGNETIC

L 170

	3000K / CRI>90	2700K / CRI>90
	2 x LED 9W / 1076lm / 48V-DC	2 x LED 9W / 1067lm / 48V-DC
	28 & 41° (INCL. 4 REFLECTORS)	
	MDL	
M20	**26218 9300** ◇	**26218 9200** ◇
M26L	**26222 9300** ◇	**26222 9200** ◇
M26H	**26218 9300** ◇	**26218 9200** ◇
M35R	**26222 9300** ◇	**26222 9200** ◇
M44	-	-
M52	-	-
	DALI DIM	
M20	**26219 9305** ◇	**26219 9205** ◇
M26L	**26223 9305** ◇	**26223 9205** ◇
M26H	**26219 9305** ◇	**26219 9205** ◇
M35R	**26223 9305** ◇	**26223 9205** ◇
M44	-	-
M52	-	-
	◇ B / W	

0,4 IP20

REQUIREMENTS
LED POWER SUPPLY

OPTIONS
DIMMABLE MODULATOR
(ONLY FOR MDL)

ACCESSORIES
ODRON COVER ◇ ▶ **26210 0020** GC

HALOSCAN MP

L 170

	3000K / CRI>90 LED 8.6W / 1089lm / 48V-DC			2700K / CRI>90 LED 8.6W / 1041lm / 48V-DC		
	14°	21°	35°	14°	21°	35°
	MDL					
M20	**23135 9310** ◇	**23135 9320** ◇	**23135 9330** ◇	**23135 9210** ◇	**23135 9220** ◇	**23135 9230** ◇
M26L	**23123 9310** ◇	**23123 9320** ◇	**23123 9330** ◇	**23123 9210** ◇	**23123 9220** ◇	**23123 9230** ◇
M26H	**23135 9310** ◇	**23135 9320** ◇	**23135 9330** ◇	**23135 9210** ◇	**23135 9220** ◇	**23135 9230** ◇
M35R	**23123 9310** ◇	**23123 9320** ◇	**23123 9330** ◇	**23123 9210** ◇	**23123 9220** ◇	**23123 9230** ◇
M44		-			-	
M52		-			-	
	DALI DIM					
M20	**23136 9315** ◇	**23136 9325** ◇	**23136 9335** ◇	**23136 9215** ◇	**23136 9225** ◇	**23136 9235** ◇
M26L	**23124 9315** ◇	**23124 9325** ◇	**23124 9335** ◇	**23124 9215** ◇	**23124 9225** ◇	**23124 9235** ◇
M26H	**23136 9315** ◇	**23136 9325** ◇	**23136 9335** ◇	**23136 9215** ◇	**23136 9225** ◇	**23136 9235** ◇
M35R	**23124 9315** ◇	**23124 9325** ◇	**23124 9335** ◇	**23124 9215** ◇	**23124 9225** ◇	**23124 9235** ◇
M44		-			-	
M52		-			-	
	◇ B / W					

0,3 IP20

HALOSCAN MP SOFT

L 170

	SOFT DIM 3000-1800K / CRI>90 LED 6W / 623lm / 48V-DC		
	14°	21°	35°
	MDL		
M20	**23137 9010** ◇	**23137 9020** ◇	**23137 9030** ◇
M26L	**23125 9010** ◇	**23125 9020** ◇	**23125 9030** ◇
M26H	**23137 9010** ◇	**23137 9020** ◇	**23137 9030** ◇
M35R	**23125 9010** ◇	**23125 9020** ◇	**23125 9030** ◇
M44		-	
M52		-	
	DALI DIM		
M20	**23138 9015** ◇	**23138 9025** ◇	**23138 9035** ◇
M26L	**23126 9015** ◇	**23126 9025** ◇	**23126 9035** ◇
M26H	**23138 9015** ◇	**23138 9025** ◇	**23138 9035** ◇
M35R	**23126 9015** ◇	**23126 9025** ◇	**23126 9035** ◇
M44		-	
M52		-	
	◇ B / W		

0,3 IP20

REQUIREMENTS
LED POWER SUPPLY

OPTIONS
DIMMABLE MODULATOR
(ONLY FOR MDL)

ACCESSORIES
HALOSCAN HONEYCOMB / LENS
HALOSCAN KAP MP (only for haloscan MP versions)

HALOSCAN MP B

HALOSCAN MP B + KAP MP

HALOSCAN HP

L 170

	3000K / CRI>90 LED 11.7W / 1522lm / 48V-DC			2700K / CRI>90 LED 11.7W / 1481lm / 48V-DC		
	14°	21°	35°	14°	21°	35°
	MDL					
M20	**23141 9310** ◇	**23141 9320** ◇	**23141 9330** ◇	**23141 9210** ◇	**23141 9220** ◇	**23141 9230** ◇
M26L	**23129 9310** ◇	**23129 9320** ◇	**23129 9330** ◇	**23129 9210** ◇	**23129 9220** ◇	**23129 9230** ◇
M26H	**23141 9310** ◇	**23141 9320** ◇	**23141 9330** ◇	**23141 9210** ◇	**23141 9220** ◇	**23141 9230** ◇
M35R	**23129 9310** ◇	**23129 9320** ◇	**23129 9330** ◇	**23129 9210** ◇	**23129 9220** ◇	**23129 9230** ◇
M44		-			-	
M52		-			-	
	DALI DIM					
M20	**23142 9315** ◇	**23142 9325** ◇	**23142 9335** ◇	**23142 9215** ◇	**23142 9225** ◇	**23142 9235** ◇
M26L	**23130 9315** ◇	**23130 9325** ◇	**23130 9335** ◇	**23130 9215** ◇	**23130 9225** ◇	**23130 9235** ◇
M26H	**23142 9315** ◇	**23142 9325** ◇	**23142 9335** ◇	**23142 9215** ◇	**23142 9225** ◇	**23142 9235** ◇
M35R	**23130 9315** ◇	**23130 9325** ◇	**23130 9335** ◇	**23130 9215** ◇	**23130 9225** ◇	**23130 9235** ◇
M44		-			-	
M52		-			-	

◇ B / W

0,3 IP20

HALOSCAN HP SOFT

L 170

SOFT DIM

	3000-1800K / CRI>90 LED 11.8W / 1327lm / 48V-DC		
	14°	21°	35°
	MDL		
M20	**23143 9010** ◇	**23143 9020** ◇	**23143 9030** ◇
M26L	**23131 9010** ◇	**23131 9020** ◇	**23131 9030** ◇
M26H	**23143 9010** ◇	**23143 9020** ◇	**23143 9030** ◇
M35R	**23131 9010** ◇	**23131 9020** ◇	**23131 9030** ◇
M44		-	
M52		-	
	DALI DIM		
M20	**23144 9015** ◇	**23144 9025** ◇	**23144 9035** ◇
M26L	**23132 9015** ◇	**23132 9025** ◇	**23132 9035** ◇
M26H	**23144 9015** ◇	**23144 9025** ◇	**23144 9035** ◇
M35R	**23132 9015** ◇	**23132 9025** ◇	**23132 9035** ◇
M44		-	
M52		-	

◇ B / W

0,3 IP20

PRO

MAGNETIC **PROFILES**

SPY 271

L 170

	3000K / CRI>90	2700K / CRI>90
	LED 5.8W / 787lm / 48V-DC	LED 5.8W / 753lm / 48V-DC
	30°	
	MDL	
M20	**23311 9320** ◇	**23311 9220** ◇
M26L	**23210 9320** ◇	**23210 9220** ◇
M26H	**23311 9320** ◇	**23311 9220** ◇
M35R	**23210 9320** ◇	**23210 9220** ◇
M44	-	-
M52	-	-
	DALI DIM	
M20	**23312 9325** ◇	**23312 9225** ◇
M26L	**23211 9325** ◇	**23211 9225** ◇
M26H	**23312 9325** ◇	**23312 9225** ◇
M35R	**23211 9325** ◇	**23211 9225** ◇
M44	-	-
M52	-	-
	◇ B / FBR / FG / GC / W	
	0,2 IP20	

SPY 271 L

L 170

	3000K / CRI>90	2700K / CRI>90
	LED 5.8W / 787lm / 48V-DC	LED 5.8W / 753lm / 48V-DC
	30°	
	MDL	
M20	**23385 9320** ◇	**23385 9220** ◇
M26L	**23280 9320** ◇	**23280 9220** ◇
M26H	**23385 9320** ◇	**23385 9220** ◇
M35R	**23280 9320** ◇	**23280 9220** ◇
M44	-	-
M52	-	-
	DALI DIM	
M20	**23386 9325** ◇	**23386 9225** ◇
M26L	**23281 9325** ◇	**23281 9225** ◇
M26H	**23386 9325** ◇	**23386 9225** ◇
M35R	**23281 9325** ◇	**23281 9225** ◇
M44	-	-
M52	-	-
	◇ B / FBR / FG / GC / W	
	0,3 IP20	

REQUIREMENTS
LED POWER SUPPLY

OPTIONS
DIMMABLE MODULATOR(ONLY FOR MDL)

ACCESSORIES
VISOR 27

SPY 272

L 170

	3000K / CRI>90	2700K / CRI>90
	2x LED 5.8W / 787lm / 48V-DC	2x LED 5.8W / 753lm / 48V-DC
	30°	
	MDL	
M20	**23313 9320** ◇	**23313 9220** ◇
M26L	**23212 9320** ◇	**23212 9220** ◇
M26H	**23313 9320** ◇	**23313 9220** ◇
M35R	**23212 9320** ◇	**23212 9220** ◇
M44	-	-
M52	-	-
	DALI DIM	
M20	**23314 9325** ◇	**23314 9225** ◇
M26L	**23213 9325** ◇	**23213 9225** ◇
M26H	**23314 9325** ◇	**23314 9225** ◇
M35R	**23213 9325** ◇	**23213 9225** ◇
M44	-	-
M52	-	-
	◇ B / W	

0,3 IP20

PRO

SPY 272 L

L 170

	3000K / CRI>90	2700K / CRI>90
	2x LED 5.8W / 787lm / 48V-DC	2x LED 5.8W / 753lm / 48V-DC
	30°	
	MDL	
M20	**23387 9320** ◇	**23387 9220** ◇
M26L	**23282 9320** ◇	**23282 9220** ◇
M26H	**23387 9320** ◇	**23387 9220** ◇
M35R	**23282 9320** ◇	**23282 9220** ◇
M44	-	-
M52	-	-
	DALI DIM	
M20	**23388 9325** ◇	**23388 9225** ◇
M26L	**23283 9325** ◇	**23283 9225** ◇
M26H	**23388 9325** ◇	**23388 9225** ◇
M35R	**23283 9325** ◇	**23283 9225** ◇
M44	-	-
M52	-	-
	◇ B / W	

0,5 IP20

SPY 391

L 170

PRO

	3000K / CRI>90		2700K / CRI>90	
	LED 8.6W / 1089lm / 48V-DC		LED 8.6W / 1041lm / 48V-DC	
	20°	40°	20°	40°
	MDL			
M20	**23315 9320** ◇	**23315 9330** ◇	**23315 9220** ◇	**23315 9230** ◇
M26L	**23258 9320** ◇	**23258 9330** ◇	**23258 9220** ◇	**23258 9230** ◇
M26H	**23315 9320** ◇	**23315 9330** ◇	**23315 9220** ◇	**23315 9230** ◇
M35R	**23258 9320** ◇	**23258 9330** ◇	**23258 9220** ◇	**23258 9230** ◇
M44	-	-	-	-
M52	**24430 9320** ◇	**24430 9330** ◇	**24430 9220** ◇	**24430 9230** ◇
	DALI DIM			
M20	**23316 9325** ◇	**23316 9335** ◇	**23316 9225** ◇	**23316 9235** ◇
M26L	**23259 9325** ◇	**23259 9335** ◇	**23259 9225** ◇	**23259 9235** ◇
M26H	**23316 9325** ◇	**23316 9335** ◇	**23316 9225** ◇	**23316 9235** ◇
M35R	**23259 9325** ◇	**23259 9335** ◇	**23259 9225** ◇	**23259 9235** ◇
M44	-	-	-	-
M52	**24431 9325** ◇	**24431 9335** ◇	**24431 9225** ◇	**24431 9235** ◇

◇ B / FBR / FG / GC / W

0,3 IP20

SPY 391 L

L 170

	3000K / CRI>90		2700K / CRI>90	
	LED 8.6W / 1089lm / 48V-DC		LED 8.6W / 1041lm / 48V-DC	
	20°	40°	20°	40°
	MDL			
M20	**23389 9320** ◇	**23389 9330** ◇	**23389 9220** ◇	**23389 9230** ◇
M26L	**23284 9320** ◇	**23284 9330** ◇	**23284 9220** ◇	**23284 9230** ◇
M26H	**23389 9320** ◇	**23389 9330** ◇	**23389 9220** ◇	**23389 9230** ◇
M35R	**23284 9320** ◇	**23284 9330** ◇	**23284 9220** ◇	**23284 9230** ◇
M44	-	-	-	-
M52	**24440 9320** ◇	**24440 9330** ◇	**24440 9220** ◇	**24440 9230** ◇
	DALI DIM			
M20	**23390 9325** ◇	**23390 9335** ◇	**23390 9225** ◇	**23390 9235** ◇
M26L	**23285 9325** ◇	**23285 9335** ◇	**23285 9225** ◇	**23285 9235** ◇
M26H	**23390 9325** ◇	**23390 9335** ◇	**23390 9225** ◇	**23390 9235** ◇
M35R	**23285 9325** ◇	**23285 9335** ◇	**23285 9225** ◇	**23285 9235** ◇
M44	-	-	-	-
M52	**24441 9325** ◇	**24441 9335** ◇	**24441 9225** ◇	**24441 9235** ◇

◇ B / FBR / FG / GC / W

0,6 IP20

REQUIREMENTS
SPY 39 TUBE ◇ ▸ **24144 0010** B / FBR / FG / GC / W
SPY 39 L TUBE ◇ ▸ **24144 0020** B / FBR / FG / GC / W
LED POWER SUPPLY

OPTIONS
DIMMABLE MODULATOR (ONLY FOR MDL)

ACCESSORIES
VISOR 39

SPY 392

L 170

	3000K / CRI>90		2700K / CRI>90	
	2x LED 8.6W / 1089lm / 48V-DC		2x LED 8.6W / 1041lm / 48V-DC	
	20°	40°	20°	40°
	MDL			
M20	**23317 9320** ◇	**23317 9330** ◇	**23317 9220** ◇	**23317 9230** ◇
M26L	**23260 9320** ◇	**23260 9330** ◇	**23260 9220** ◇	**23260 9230** ◇
M26H	**23317 9320** ◇	**23317 9330** ◇	**23317 9220** ◇	**23317 9230** ◇
M35R	**23260 9320** ◇	**23260 9330** ◇	**23260 9220** ◇	**23260 9230** ◇
M44	-	-	-	-
M52	-	-	-	-
	DALI DIM			
M20	**23318 9325** ◇	**23318 9335** ◇	**23318 9225** ◇	**23318 9235** ◇
M26L	**23261 9325** ◇	**23261 9335** ◇	**23261 9225** ◇	**23261 9235** ◇
M26H	**23318 9325** ◇	**23318 9335** ◇	**23318 9225** ◇	**23318 9235** ◇
M35R	**23261 9325** ◇	**23261 9335** ◇	**23261 9225** ◇	**23261 9235** ◇
M44	-	-	-	-
M52	-	-	-	-

◇ B / W

III 0,5 IP20

PRO

ARCHITECTENBUREAU WOUTER NAERT / INTERIOR DESIGN CHARLOTTE VAN BRUWAENE

SPY 52

L 170

	3000K / CRI>90		2700K / CRI>90		3000-1800K / CRI>90	
	LED 12.4W / 1467lm / 48V-DC		LED 12.4W / 1403lm / 48V-DC		LED 9W / 945lm / 48V-DC	
	20°	45°	20°	45°	20°	45°
	MDL					
M20	**23323 9320** ◇	**23323 9330** ◇	**23323 9220** ◇	**23323 9230** ◇	**23325 9020** ◇	**23325 9030** ◇
M26L	**23274 9320** ◇	**23274 9330** ◇	**23274 9220** ◇	**23274 9230** ◇	**23276 9020** ◇	**23276 9030** ◇
M26H	**23323 9320** ◇	**23323 9330** ◇	**23323 9220** ◇	**23323 9230** ◇	**23325 9020** ◇	**23325 9030** ◇
M35R	**23274 9320** ◇	**23274 9330** ◇	**23274 9220** ◇	**23274 9230** ◇	**23276 9020** ◇	**23276 9030** ◇
M44	-	-	-	-	-	-
M52	**24434 9320** ◇	**24434 9330** ◇	**24434 9220** ◇	**24434 9230** ◇	**24436 9020** ◇	**24436 9030** ◇
	DALI DIM					
M20	**23324 9325** ◇	**23324 9335** ◇	**23324 9225** ◇	**23324 9235** ◇	**23326 9025** ◇	**23326 9035** ◇
M26L	**23275 9325** ◇	**23275 9335** ◇	**23275 9225** ◇	**23275 9235** ◇	**23277 9025** ◇	**23277 9035** ◇
M26H	**23324 9325** ◇	**23324 9335** ◇	**23324 9225** ◇	**23324 9235** ◇	**23326 9025** ◇	**23326 9035** ◇
M35R	**23275 9325** ◇	**23275 9335** ◇	**23275 9225** ◇	**23275 9235** ◇	**23277 9025** ◇	**23277 9035** ◇
M44	-	-	-	-	-	-
M52	**24435 9325** ◇	**24435 9335** ◇	**24435 9225** ◇	**24435 9235** ◇	**24437 9025** ◇	**24437 9035** ◇

◇ B / FBR / FG / GC / W

0,5 IP20

	6500-2700K / CRI>90	
	LED 9W / 1087lm / 500mA	
	20°	45°
	MDL	
M20	-	-
M26L	-	-
M26H	-	-
M35R	-	-
M44	-	-
M52	-	-
	DALI DIM	
M20	**23331 9025** ◇	**23331 9035** ◇
M26L	**23215 9025** ◇	**23215 9035** ◇
M26H	**23331 9025** ◇	**23331 9035** ◇
M35R	**23215 9025** ◇	**23215 9035** ◇
M44	-	-
M52	**24445 9025** ◇	**24445 9035** ◇

◇ B / W

0,5 IP20

REQUIREMENTS
SPY 52 TUBE ◇ ▶ **19810 0100** B / FBR / FG / GC / W
LED POWER SUPPLY

OPTIONS
DIMMABLE MODULATOR (ONLY FOR MDL)

ACCESSORIES
HONEYCOMB / LENS / GLASS 42

SPY 66

L 170

PRO

	3000K / CRI>90			2700K / CRI>90		
	LED 24.6W / 2907lm / 48V-DC			LED 24.6W / 2829lm / 48V-DC		
	18°	30°	45°	18°	30°	45°
	MDL					
M20	**23327 9310** ◇	**23327 9320** ◇	**23327 9330** ◇	**23327 9210** ◇	**23327 9220** ◇	**23327 9230** ◇
M26L	**23278 9310** ◇	**23278 9320** ◇	**23278 9330** ◇	**23278 9210** ◇	**23278 9220** ◇	**23278 9230** ◇
M26H	**23327 9310** ◇	**23327 9320** ◇	**23327 9330** ◇	**23327 9210** ◇	**23327 9220** ◇	**23327 9230** ◇
M35R	**23278 9310** ◇	**23278 9320** ◇	**23278 9330** ◇	**23278 9210** ◇	**23278 9220** ◇	**23278 9230** ◇
M44	-	-	-	-	-	-
M52	**24438 9310** ◇	**24438 9320** ◇	**24438 9330** ◇	**24438 9210** ◇	**24438 9220** ◇	**24438 9230** ◇
	DALI DIM					
M20	**23328 9315** ◇	**23328 9325** ◇	**23328 9335** ◇	**23328 9215** ◇	**23328 9225** ◇	**23328 9235** ◇
M26L	**23279 9315** ◇	**23279 9325** ◇	**23279 9335** ◇	**23279 9215** ◇	**23279 9225** ◇	**23279 9235** ◇
M26H	**23328 9315** ◇	**23328 9325** ◇	**23328 9335** ◇	**23328 9215** ◇	**23328 9225** ◇	**23328 9235** ◇
M35R	**23279 9315** ◇	**23279 9325** ◇	**23279 9335** ◇	**23279 9215** ◇	**23279 9225** ◇	**23279 9235** ◇
M44	-	-	-	-	-	-
M52	**24439 9315** ◇	**24439 9325** ◇	**24439 9335** ◇	**24439 9215** ◇	**24439 9225** ◇	**24439 9235** ◇
	◇ B / W					

III 0,6 IP20

TUNABLE WHITE

	6500-2700K / CRI>90		
	LED 9W / 1087lm / 48V-DC		
	18°	30°	45°
	MDL		
M20	-	-	-
M26L	-	-	-
M26H	-	-	-
M35R	-	-	-
M44	-	-	-
M52	-	-	-
	DALI DIM		
M20	**23360 9015** ◇	**23360 9025** ◇	**23360 9035** ◇
M26L	**23292 9015** ◇	**23292 9025** ◇	**23292 9035** ◇
M26H	**23360 9015** ◇	**23360 9025** ◇	**23360 9035** ◇
M35R	**23292 9015** ◇	**23292 9025** ◇	**23292 9035** ◇
M44	-	-	-
M52	**24446 9015** ◇	**24446 9025** ◇	**24446 9035** ◇
	◇ B / W		

III 0,6 IP20

REQUIREMENTS
SPY 66 TUBE ◇ ▸ **24611 0100** B / FBR / FG / GC / W (for spy 66)
LED POWER SUPPLY

OPTIONS
DIMMABLE MODULATOR (ONLY FOR MDL)

ACCESSORIES
HONEYCOMB
GLASS / LENS 57 (max. 500mA)

SPY FOCUS LP

L 170

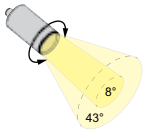

	3000K / CRI>90	2700K / CRI>90
	LED 9W / 1076lm / 48V-DC	LED 9W / 1067lm / 48V-DC
	8° - 43°	
	MDL	
M20	**23378 9300** ◇	**23378 9200** ◇
M26L	**23230 9300** ◇	**23230 9200** ◇
M26H	**23378 9300** ◇	**23378 9200** ◇
M35R	**23230 9300** ◇	**23230 9200** ◇
M44	-	-
M52	**24428 9300** ◇	**24428 9200** ◇
	DALI DIM	
M20	**23379 9305** ◇	**23379 9205** ◇
M26L	**23231 9305** ◇	**23231 9205** ◇
M26H	**23379 9305** ◇	**23379 9205** ◇
M35R	**23231 9305** ◇	**23231 9205** ◇
M44	-	-
M52	**24429 9305** ◇	**24429 9205** ◇

◇ B / FBR / FG / W

0,6 IP20

SPY FOCUS MP

L 170

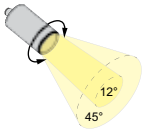

	3000K / CRI>90	2700K / CRI>90
	LED 17.1W / 2125lm / 48V-DC	LED 17.1W / 2068lm / 48V-DC
	12° - 45°	
	MDL	
M20	**23332 9300** ◇	**23332 9200** ◇
M26L	**23232 9300** ◇	**23232 9200** ◇
M26H	**23332 9300** ◇	**23332 9200** ◇
M35R	**23232 9300** ◇	**23232 9200** ◇
M44	-	-
M52	**24426 9300** ◇	**24426 9200** ◇
	DALI DIM	
M20	**23373 9305** ◇	**23373 9205** ◇
M26L	**23233 9305** ◇	**23233 9205** ◇
M26H	**23373 9305** ◇	**23373 9205** ◇
M35R	**23233 9305** ◇	**23233 9205** ◇
M44	-	-
M52	**24427 9305** ◇	**24427 9205** ◇

◇ B / FBR / FG / W

0,6 IP20

PRO

PUNK 39



L 170

	3000K / CRI>90	2700K / CRI>90
	LED 7.1W / 812lm / 48V-DC	LED 7.1W / 779lm / 48V-DC
	24°	
	MDL	
M20	**471 151 811 931 MDL** ◇	**471 151 811 921 MDL** ◇
M26L	**23244 9310** ◇	**23244 9210** ◇
M26H	**471 151 811 931 MDL** ◇	**471 151 811 921 MDL** ◇
M35R	**23244 9310** ◇	**23244 9210** ◇
M44	-	-
M52	-	-
	DALI DIM	
M20	**23372 9315** ◇	**23372 9215** ◇
M26L	**23245 9315** ◇	**23245 9215** ◇
M26H	**23372 9315** ◇	**23372 9215** ◇
M35R	**23245 9315** ◇	**23245 9215** ◇
M44	-	-
M52	-	-
	◇ B	

REQUIREMENTS
LED POWER SUPPLY

OPTIONS
DIMMABLE MODULATOR
(ONLY FOR MDL)

0,2 IP20

VIZIR

L 170

	CRI 90 UP GRADE 3000K / CRI>90	CRI 90 UP GRADE 2700K / CRI>90
	LED 5.7W / 519lm / 48V-DC	LED 5.7W / 519lm / 48V-DC
	8°	
	MDL	
M20	**23365 9310** ◇	**23365 9210** ◇
M26L	**23246 9310** ◇	**23246 9210** ◇
M26H	**23365 9310** ◇	**23365 9210** ◇
M35R	**23246 9310** ◇	**23246 9210** ◇
M44	-	-
M52	-	-
	DALI DIM	
M20	**23371 9315** ◇	**23371 9215** ◇
M26L	**23247 9315** ◇	**23247 9215** ◇
M26H	**23371 9315** ◇	**23371 9215** ◇
M35R	**23247 9315** ◇	**23247 9215** ◇
M44	-	-
M52	-	-
	◇ BBR / GC	

0,3 IP20

VIZIR L

L 170

	3000K / CRI>90	2700K / CRI>90
	LED 10.4W / 1128lm / 48V-DC	LED 10.4W / 1083lm / 48V-DC
	33°	
	MDL	
M20	**473 152 811 932 MDL** ◇	**473 152 811 922 MDL** ◇
M26L	**23248 9320** ◇	**23248 9220** ◇
M26H	**473 152 811 932 MDL** ◇	**473 152 811 922 MDL** ◇
M35R	**23248 9320** ◇	**23248 9220** ◇
M44	-	-
M52	-	-
	DALI DIM	
M20	**23362 9325** ◇	**23362 9225** ◇
M26L	**23249 9325** ◇	**23249 9225** ◇
M26H	**23362 9325** ◇	**23362 9225** ◇
M35R	**23249 9325** ◇	**23249 9225** ◇
M44	-	-
M52	-	-
	◇ BBR / GC	

0,3 IP20

REQUIREMENTS
VIZIR TUBE ◇ ▸ **473 01 00** B / FBR / FG / W (for VIZIR and HEDRA versions)
LED POWER SUPPLY

OPTIONS
DIMMABLE MODULATOR
(ONLY FOR MDL)

ACCESSORIES
VIZIR HONEYCOMB / LENS (for VIZIR and HEDRA versions)

HEDRA

L 170

	CRI 90 UP GRADE	CRI 90 UP GRADE
	3000K / CRI>90	2700K / CRI>90
	LED 5.7W / 519lm / 48V-DC	LED 5.7W / 519lm / 48V-DC
	8°	
	MDL	
M20	**23366 9310** ◇	**23366 9210** ◇
M26L	**23250 9310** ◇	**23250 9210** ◇
M26H	**23366 9310** ◇	**23366 9210** ◇
M35R	**23250 9310** ◇	**23250 9210** ◇
M44	-	-
M52	-	-
	DALI DIM	
M20	**23363 9315** ◇	**23363 9215** ◇
M26L	**23251 9315** ◇	**23251 9215** ◇
M26H	**23363 9315** ◇	**23363 9215** ◇
M35R	**23251 9315** ◇	**23251 9215** ◇
M44	-	-
M52	-	-
	◇ BBR / GC	
	0,3 IP20	

PRO

HEDRA L

L 170

	3000K / CRI>90	2700K / CRI>90
	LED 10.4W / 1128lm / 48V-DC	LED 10.4W / 1083lm / 48V-DC
	33°	
	MDL	
M20	**473 252 811 932 MDL** ◇	**473 252 811 922 MDL** ◇
M26L	**23252 9320** ◇	**23252 9220** ◇
M26H	**473 252 811 932 MDL** ◇	**473 252 811 922 MDL** ◇
M35R	**23252 9320** ◇	**23252 9220** ◇
M44	-	-
M52	-	-
	DALI DIM	
M20	**23364 9325** ◇	**23364 9225** ◇
M26L	**23253 9325** ◇	**23253 9225** ◇
M26H	**23364 9325** ◇	**23364 9225** ◇
M35R	**23253 9325** ◇	**23253 9225** ◇
M44	-	-
M52	-	-
	◇ BBR / GC	
	0,4 IP20	

MULTINOVA 30

L 170

	3000K / CRI>90			3000-1800K / CRI>90	6500-2700K / CRI>90	
	LED CLUSTER 14,8W / 2148lm / 48V-DC				LED CLUSTER 9,4W / 1367lm / 48V-DC	
	SBL	PRISMATIC	SMOKE	SBL	SBL	PRISMATIC
	MDL					
M20	**27947 9300** ◇	**27949 9300** ◇	**27951 9300** ◇	-	-	-
M26L	**27938 9300** ◇	**27940 9300** ◇	**27942 9300** ◇	-	-	-
M26H	**27947 9300** ◇	**27949 9300** ◇	**27951 9300** ◇	-	-	-
M35R	**27938 9300** ◇	**27940 9300** ◇	**27942 9300** ◇	-	-	-
M44	-	-	-	-	-	-
M52	-	-	-	-	-	-
	DALI DIM					
M20	**27948 9305** ◇	**27950 9305** ◇	**27952 9305** ◇	**27955 9005** ◇	**27953 9005** ◇	**27954 9005** ◇
M26L	**27939 9305** ◇	**27941 9305** ◇	**27943 9305** ◇	**27946 9005** ◇	**27944 9005** ◇	**27945 9005** ◇
M26H	**27948 9305** ◇	**27950 9305** ◇	**27952 9305** ◇	**27955 9005** ◇	**27953 9005** ◇	**27954 9005** ◇
M35R	**27939 9305** ◇	**27941 9305** ◇	**27943 9305** ◇	**27946 9005** ◇	**27944 9005** ◇	**27945 9005** ◇
M44	-	-	-	-	-	-
M52	-	-	-	-	-	-
	◇ B / GC / W	◇ B / W	◇ B / GC / W	◇ B / GC / W	◇ B / GC / W	◇ B / W

I 1,8 IP20 UGR <19 (for prismatic)

TWEETER

PATENTED EX-CENTRIC ROTATION SYSTEM®

L 170

	3000K / CRI>90		2700K / CRI>90	
	LED 10.4W / 1128lm / 48V-DC		LED 10.4W / 1083lm / 48V-DC	
	33°	50°	33°	50°
	MDL			
M20	**421 512 811 932 MDL** ◇	**421 512 811 933 MDL** ◇	**421 512 811 922 MDL** ◇	**421 512 811 923 MDL** ◇
M26L	**23240 9320** ◇	**23240 9330** ◇	**23240 9220** ◇	**23240 9230** ◇
M26H	**421 512 811 932 MDL** ◇	**421 512 811 933 MDL** ◇	**421 512 811 922 MDL** ◇	**421 512 811 923 MDL** ◇
M35R	-	-	-	-
M44	-	-	-	-
M52	-	-	-	-
	DALI DIM			
M20	**23351 9325** ◇	**23351 9335** ◇	**23351 9225** ◇	**23351 9235** ◇
M26L	**23241 9325** ◇	**23241 9335** ◇	**23241 9225** ◇	**23241 9235** ◇
M26H	**23351 9325** ◇	**23351 9335** ◇	**23351 9225** ◇	**23351 9235** ◇
M35R	-	-	-	-
M44	-	-	-	-
M52	-	-	-	-
	◇ W			

III 0,6 IP20

TWEETER BL

PATENTED EX-CENTRIC ROTATION SYSTEM®

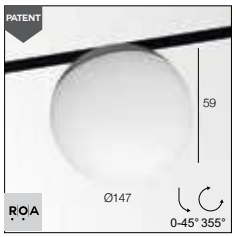

L 170

	3000K / CRI>90	2700K / CRI>90
	LED 10.4W / 1128lm / 48V-DC	LED 10.4W / 1083lm / 48V-DC
	MDL	
M20	**421 522 811 930 MDL** ◇	**421 522 811 920 MDL** ◇
M26L	**23242 9300** ◇	**23242 9200** ◇
M26H	**421 522 811 930 MDL** ◇	**421 522 811 920 MDL** ◇
M35R	-	-
M44	-	-
M52	-	-
	DALI DIM	
M20	**23352 9305** ◇	**23352 9205** ◇
M26L	**23243 9305** ◇	**23243 9205** ◇
M26H	**23352 9305** ◇	**23352 9205** ◇
M35R	-	-
M44	-	-
M52	-	-
	◇ B / W	
	EXCL.GLASS	

III 0,6 IP20

REQUIREMENTS
BOWL GLASS CLEAR ▸ **286 67 01** (for tweeter BL)
BOWL GLASS AMBER ▸ **286 67 02** (for tweeter BL)
BOWL GLASS OPAL WHITE ▸ **286 67 03** (for tweeter BL)
LED POWER SUPPLY

OPTIONS
DIMMABLE MODULATOR
(ONLY FOR MDL)

ACCESSORIES
TWEETER CLIP + HONEYCOMB / LENS / GLASS 40

M - GIBBO

L 170

	3000K / CRI>90	2700K / CRI>90
	LED 7.1W / 812lm / 48V-DC	LED 7.1W / 779lm / 48V-DC
	MDL	
M20 **M26L** **M26H** **M35R** **M44** **M52**	**421 622 811 930 MDL** ◇	**421 622 811 920 MDL** ◇
	DALI DIM	
M20 **M26L** **M26H** **M35R** **M44** **M52**	**23354 9305** ◇	**23354 9205** ◇
	◇ B / W	

EXCL.GLASS
INCL.1 x CABLE 2 x 0.75mm²
INCL.1 x CABLE SUSP. SINGLE AUTO 1,6m
0,3 IP20

MICROSPY 39 C



L 170

	3000K / CRI>90	2700K / CRI>90
	LED 7.1W / 812lm / 48V-DC	LED 7.1W / 779lm / 48V-DC
	24°	
	MDL	
M20 **M26L** **M26H** **M35R** **M44** **M52**	**421 612 811 931 MDL** ◇	**421 612 811 921 MDL** ◇
	DALI DIM	
M20 **M26L** **M26H** **M35R** **M44** **M52**	**23353 9315** ◇	**23353 9215** ◇
	◇ B / W	

INCL.1 x CABLE 2 x 0.75mm² / 1.6m
0,6 IP20

REQUIREMENTS
BOWL GLASS CLEAR ▸ **286 67 01** (for M-GIBBO)
BOWL GLASS AMBER ▸ **286 67 02** (for M-GIBBO)
BOWL GLASS OPAL WHITE ▸ **286 67 03** (for M-GIBBO)
LED POWER SUPPLY

OPTIONS
DIMMABLE MODULATOR
(ONLY FOR MDL)

SPLITLINE 14

Narrow streets draw black lines through space and literally form a ‘lighting path’ that dialogues with the architecture of the surroundings. The Splitline 14 profile can be combined with several accent lights, depending on what the space needs, both functionally and in terms of design. Splitline 14 effortlessly integrates with architecture, upgrading the uniqueness of the room.

PRO

www.deltalight.com/splitline-14-profile

PRO

1 PROFILE CONSTRUCTION

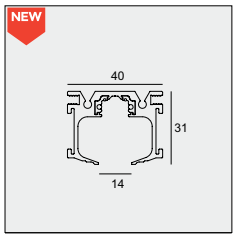

SPL14 - PROFILE 2m
27300 0020 ◇
◇ B

SPL14 - PROFILE 3m
27300 0030 ◇
◇ B

48V-DC (2 CONDUCTORS)
2 DIM CONDUCTORS FOR INDIVIDUAL DALI DIMMING
III 0,9 / m IP20

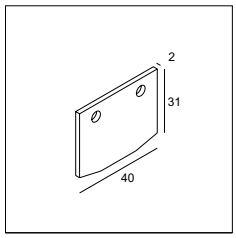

SPL14 - END CAP
27300 0300 ◇
◇ B
0,1

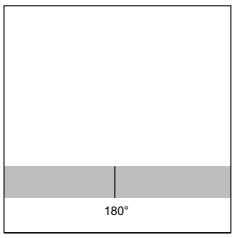

SPM - CORNER 180°
420 06 01 ◇
0,1

REQUIREMENTS
PROFILE CONNECTION

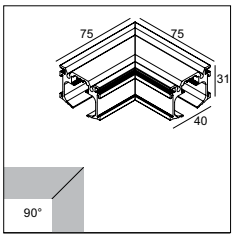

SPL14 - CORNER SET 90°
27300 0640 ◇
◇ B
0,2

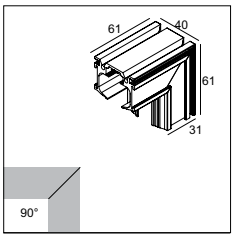

SPL14 - CORNER SET V 90°
27300 0650 ◇
◇ B
0,2

2 PROFILE FIXATION

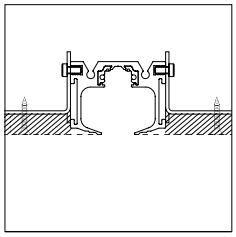

SPL14 - FIXATION SET
420 20 14 01
46 x (L + 5) x 55
min. 9 - max.20

SET OF 2 PCS
0,2

3 PROFILE CONNECTION

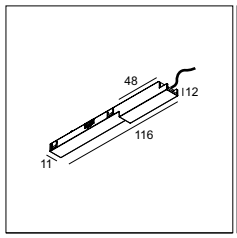

SPL14 - SUPPLY 48V
27300 0910
48V-DC MAX. 200W
SUPPLY / MAX.50m
INCL.CABLE BLACK 2,5m
2x 1,5mm² + 2x 0,34mm²

III 0,1 IP20

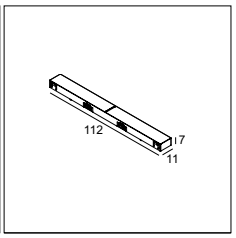

SPL14 - CONNECTOR 48V-180°
27011 9910
48V-DC MAX. 200W
SUPPLY / MAX.50m
III 0,1 IP20

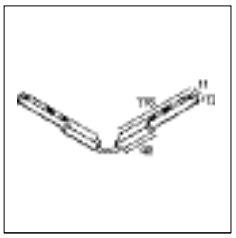

SPL14 - CONNECTOR 48V-0-180°
27300 9970
48V-DC MAX. 200W
SUPPLY / MAX.50m
III 0,1 IP20

4 LIGHT MODULES

SEE PAG 424-425

SHIFTLINE 19

PRO

Building on the flexibility of our Superloop, adding the refinement of our 2F track and shrinking down the design to the level of our Shelfline. The result? Shiftline 19!
This miniature profile lets you combine accent lighting and decorative lighting in the shape of Uho, Spy 27 and Spy 39.
Containing 2 48V and 2 Dim conductors for individual DALI Dimming, the slender profile can easily be combined with Smart 48 and CTRL Delta to offer a quick and easy, minimalistic, wireless lighting set-up.
Shiftline 19 has many application possibilities, as it Dimensions are reduced to a minimum which allow a surface mounted installation that only requires a minimum of space. Be it in residential, hospitality or in retail, the different modules to apply on the Shiftline 19 track can be used for accent lighting or decorative lighting, offering multiple ways of flexibility.

www.deltalight.com/shiftline-19-profile

1
PROFILE CONSTRUCTION

NEW

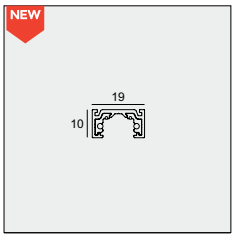

SL19 - PROFILE 2m
27011 0050 ◇
◇ B / W

SL19 - PROFILE 3m
27011 0060 ◇
◇ B / W

48V-DC (2 CONDUCTORS)
2 DIM CONDUCTORS FOR INDIVIDUAL DALI DIMMING
III 0,7 / m IP20

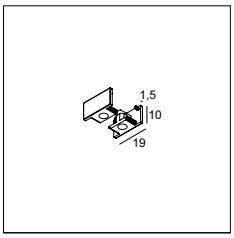

SL19 - END CAP SET
27011 0310 ◇
◇ B / W
SET OF 2 PCS
0,1

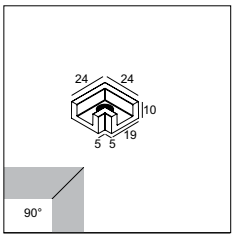

SL19 - CORNER SET 90°
27011 0630 ◇
◇ B / W
0,1

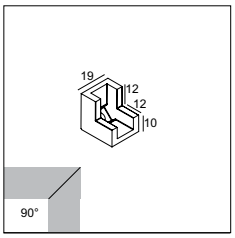

SL19 - CORNER SET V 90°
27011 0670 ◇
◇ B / W
0,1

2
PROFILE FIXATION



3
PROFILE CONNECTION

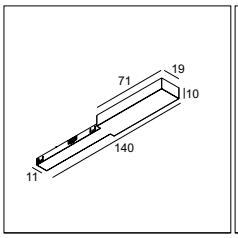

SL19 - SUPPLY 48V
27011 0910
48V-DC MAX. 200W
SUPPLY / MAX.50m
III 0,1 IP20

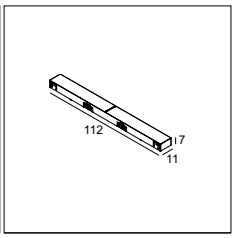

SPL14 - CONNECTOR 48V-180°
27011 9910
48V-DC MAX. 200W
SUPPLY / MAX.50m
III 0,1 IP20

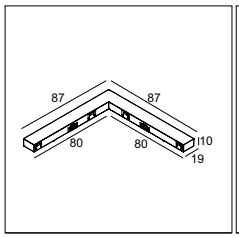

SPL14 - CONNECTOR 48V-90°
27011 9920
48V-DC MAX. 200W
SUPPLY / MAX.50m
III 0,1 IP20

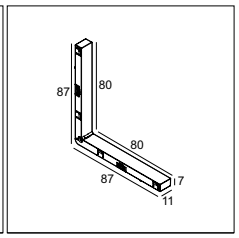

SPL14 - CONNECTOR 48V-V90°
27011 9930
48V-DC MAX. 200W
SUPPLY / MAX.50m
III 0,1 IP20

4
LIGHT MODULES

SEE PAG 424-425

UHO



L 170

	3000K / CRI>90	2700K / CRI>90
	LED 2.3W / 240lm / 48V-DC	LED 2.3W / 214lm / 48V-DC
	30°	
	MDL	
SPL14	**27311 9320** ◇	**27311 9220** ◇
SL19	**27020 9320** ◇	**27020 9220** ◇
	DALI DIM	
SPL14	**27312 9325** ◇	**27312 9225** ◇
SL19	**27021 9325** ◇	**27021 9225** ◇
	◇ B / FBR / FG / GC / W	
	0,1 IP20	

UHO L

L 170

	3000K / CRI>90	2700K / CRI>90
	LED 2.3W / 240lm / 48V-DC	LED 2.3W / 214lm / 48V-DC
	30°	
	MDL	
SPL14	**27319 9320** ◇	**27319 9220** ◇
SL19	**27028 9320** ◇	**27028 9220** ◇
	DALI DIM	
SPL14	**27320 9325** ◇	**27320 9225** ◇
SL19	**27029 9325** ◇	**27029 9225** ◇
	◇ B / FBR / FG / GC / W	
	0,2 IP20	

SPY 27

L 170

	3000K / CRI>90	2700K / CRI>90
	LED 5.8W / 787lm / 48V-DC	LED 5.8W / 753lm / 48V-DC
	30°	
	MDL	
SPL14	**27313 9320** ◇	**27313 9220** ◇
SL19	**27022 9320** ◇	**27022 9220** ◇
	DALI DIM	
SPL14	**27314 9325** ◇	**27314 9225** ◇
SL19	**27023 9325** ◇	**27023 9225** ◇
	◇ B / FBR / FG / GC / W	
	0,2 IP20	

SPY 27 L

L 170

	3000K / CRI>90	2700K / CRI>90
	LED 5.8W / 787lm / 48V-DC	LED 5.8W / 753lm / 48V-DC
	30°	
	MDL	
SPL14	**27321 9320** ◇	**27321 9220** ◇
SL19	**27030 9320** ◇	**27030 9220** ◇
	DALI DIM	
SPL14	**27322 9325** ◇	**27322 9225** ◇
SL19	**27031 9325** ◇	**27031 9225** ◇
	◇ B / FBR / FG / GC / W	
	0,3 IP20	

REQUIREMENTS
SPY 39 TUBE ◇ ▸ **24144 0010** B / FBR / FG / GC / W
SPY 39 L TUBE ◇ ▸ **24144 0020** B / FBR / FG / GC / W
VIZIR TUBE ◇ ▸ **473 01 00** B / FBR / FG / W (only for HEDRA)
LED POWER SUPPLY

OPTIONS
DIMMABLE MODULATOR (ONLY FOR MDL)

ACCESSORIES
VISOR 27 (only for SPY 271)
VISOR 39 (only for SPY 391)

SPY 39

L 170

	3000K / CRI>90		2700K / CRI>90	
	LED 8.6W / 1089lm / 48V-DC		LED 8.6W / 1041lm / 48V-DC	
	20°	40°	20°	40°
	MDL			
SPL14	**27315 9320** ◇	**27315 9330** ◇	**27315 9220** ◇	**27315 9230** ◇
SL19	**27024 9320** ◇	**27024 9330** ◇	**27024 9220** ◇	**27024 9230** ◇
	DALI DIM			
SPL14	**27316 9325** ◇	**27316 9335** ◇	**27316 9225** ◇	**27316 9235** ◇
SL19	**27025 9325** ◇	**27025 9335** ◇	**27025 9225** ◇	**27025 9235** ◇
	◇ B / FBR / FG / GC / W			

0,3 IP20

SPY 39 L

L 170

	3000K / CRI>90		2700K / CRI>90	
	LED 8.6W / 1089lm / 48V-DC		LED 8.6W / 1041lm / 48V-DC	
	20°	40°	20°	40°
	MDL			
SPL14	**27323 9320** ◇	**27323 9330** ◇	**27323 9220** ◇	**27323 9230** ◇
SL19	**27032 9320** ◇	**27032 9330** ◇	**27032 9220** ◇	**27032 9230** ◇
	DALI DIM			
SPL14	**27324 9325** ◇	**27324 9335** ◇	**27324 9225** ◇	**27324 9235** ◇
SL19	**27033 9325** ◇	**27033 9335** ◇	**27033 9225** ◇	**27033 9235** ◇
	◇ B / FBR / FG / GC / W			

0,4 IP20

PRO

MODULE **PROFILES**

SPLIT-IT PRO

PRO

The Split-it made-to-measure lighting system integrates seamlessly with architecture and demonstrates that form and functionality of lighting have definitely gone down a new path, opening new ways to integrate “lighting paths” with architecture.
The Split-it Pro is a single profile which can be used on its own, or in combination of two. When used as a single profile the Split-it concept can be used parallel with the wall. In a double set-up the Split-It Pro enables you to create a linear setting with Dimensions of your choice. The Pro version enables integration of edgeless lighting paths, either vertically or horizontally. Its 37° degree sharp edge gives walls and ceilings a `paper-thin' appearance, with no visible wires and no shadow gaps, upgrading the level of architectural detail. It offers not only new ways to give shape to any lighting need, it also gives the possibility to integrate other engineering and technological necessities.
With its linear geometry the Split-it Pro enables you to define spaces and create volumes, to show direction, frame the room and add sharp edged detail to your architecture.
It can be combined with a multitude of spots available for specific and demanding lighting needs, ranging up to 2000lm and offering multiple beam optics.
All tools are available to meet the specific needs of your project.

www.deltalight.com/split-it-profile

1 PROFILE CONSTRUCTION

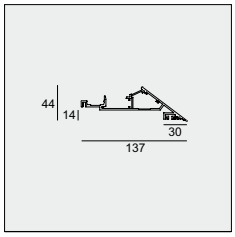

SPT PRO - PROFILE
372 01 00 ◇
◇ B / W
MAX.L / PROFILE: 6m
1,7
Kg / m

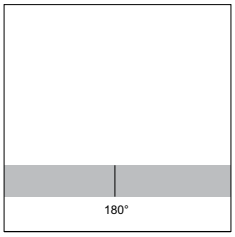

SPT PRO - CORNER 180°
372 01 06 11
0,3

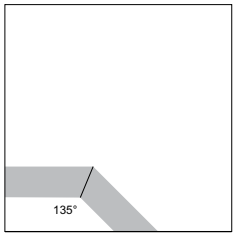

SPT PRO - CORNER 135°
372 01 06 05
0,3

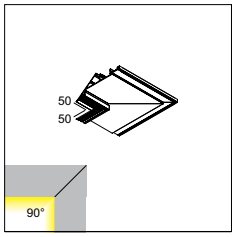

SPT PRO - CORNER SET 90° INT
372 01 06 06
◇ B / W
0,5

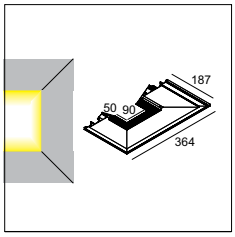

SPT PRO - CORNER SET U 90
372 01 06 090
◇ B / W
0,9

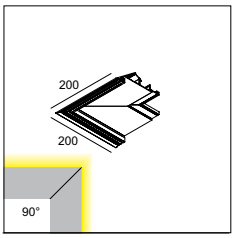

SPT PRO - CORNER SET 90° EXT
372 01 06 16
◇ B / W
0,5

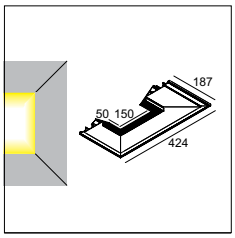

SPT PRO - CORNER SET U 150
372 01 06 150
◇ B / W
1,1

2 PROFILE FIXATION

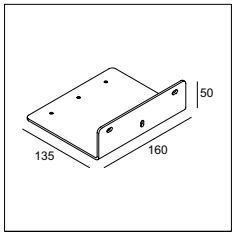

SPT PRO - WALL FIXATION
372 01 06 10
0,2

ADVISED MINIMUM DIMENSIONS

MODULES	X	Y
SPY	90	250
LED LINE	90	200

WIRING / POWER SUPPLY	Z
THROUGH WIRING	70
24V PS	60
THROUGH WIRING + 24V PS	110

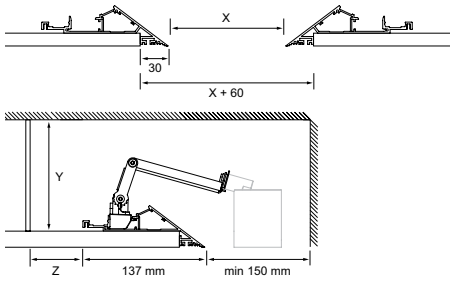

*SPLIT-IT MODULE AS EXAMPLE

3 PROFILE CONNECTION

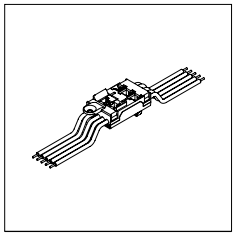

THROUGH WIRING
48V-DC SPT-PRO
416 99 00
(EQUALS 1m)
INCL.1 CONNECTOR / 30cm
INCL.5 WIRES:
-48V / +48V / +48V
(2 CIRCUITS)
1-10V DIMMING

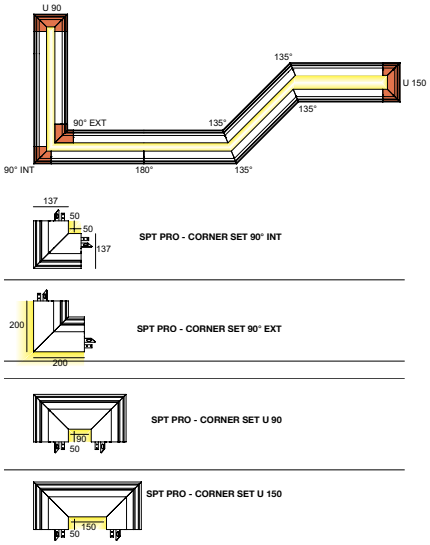

4 LIGHT MODULES

SEE PAG 428-430

SPLIT-IT SPY 52

L 200

3000K / CRI>90		2700K / CRI>90	
LED 12.4W / 1467lm / 700mA		LED 12.4W / 1403lm / 700mA	
20°	45°	20°	45°
18431 9320 ◇	**18431 9330** ◇	**18431 9220** ◇	**18431 9230** ◇
◇ B / W			

0,8 IP20

REQUIREMENTS
SPY 52 TUBE ◇
▸ **19810 0100** B / FBR / FG / GC / W
LED POWER SUPPLY
THROUGH WIRING
CONVERTER 48V-DC–> 500-700mA-DC DIM

ACCESSORIES
HONEYCOMB / LENS / GLASS 42 (max. 500mA)

SPLIT-IT SPY FOCUS LP

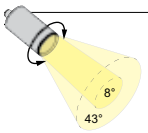

L 170

3000K / CRI>90	2700K / CRI>90
LED 9W / 1076lm / 500mA LED 13W / 1435lm / 700mA	LED 9W / 1067lm / 500mA LED 13W / 1422lm / 700mA
8-43°	8-43°
18428 9300 ◇	**18428 9200** ◇
◇ B / W	

0,5 IP20

REQUIREMENTS
LED POWER SUPPLY
THROUGH WIRING
CONVERTER 48V-DC–> 500-700mA-DC DIM

SPLIT-IT PRO LED LINE

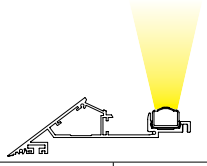

		3000K / CRI>80
		1600lm/m - 12W/m
2W	**L 179mm** - 270lm	**300 94 017 83**
6W	**L 515mm** - 806lm	**300 94 050 83**
12W	**L 1019mm** - 1612lm	**300 94 100 83**

EXCL.POWER SUPPLY 24V-DC
INCL.LEDSTRIP - INCL.PC
MAX.6M / POWERLINE
0,2 IP20

REQUIREMENTS (PER POWERLINE)
SUPPLY CABLE LED LINE ▸ **300 94 93 04**

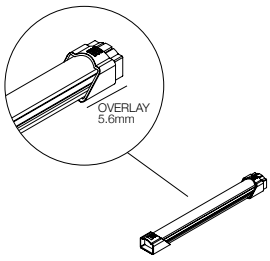

REQUIREMENTS
LED POWER SUPPLY 24V-DC
24W / IP20 NON DIMMABLE ▸ **21012 0160**
60W / IP20 DIM1 (0-10V) ▸ **21012 0171**
90W / IP20 DIM1 (0-10V) ▸ **21012 0181**
120W / IP20 DIM1 (0-10V) ▸ **21012 0191**
50W / IP20 DIM5 (DALI DIM) ▸ **21012 0205**
75W / IP20 DIM5 (DALI DIM) ▸ **21012 0215**
100W / IP20 DIM5 (DALI DIM) ▸ **21012 0225**

CONVERTER

48V-DC ▸▸ 500mA / 22W DIM1	48V-DC ▸▸ 700mA / 25W DIM1	48V-DC ▸▸ 500mA / 22W DIM5	48V-DC ▸▸ 700mA / 25W DIM5	48V-DC ▸▸ 500mA / 22W WDL	48V-DC ▸▸ 700mA / 25W WDL
90 x 22 x 17	90 x 22 x 17	74 x 37 x 20	74 x 37 x 20	74 x 37 x 20	74 x 37 x 20
300 48 500 PRO ED1	**300 48 700 PRO ED1**	**300 48 500 PRO ED5**	**300 48 700 PRO ED5**	**300 48 500 PRO WDL**	**300 48 700 PRO WDL**

IP20

SPLIT-IT SPY 66

L 170

3000K / CRI>90			2700K / CRI>90		
LED 17.1W / 2125lm / 500mA			LED 17.1W / 2068lm / 500mA		
18°	30°	45°	18°	30°	45°
18434 9310 ◇	**18434 9320** ◇	**18434 9330** ◇	**18434 9210** ◇	**18434 9220** ◇	**18434 9230** ◇
◇ = B / W					

0,9 IP20

REQUIREMENTS
SPY 66 TUBE ◇ ▸ **24611 0100** B / FBR / FG / GC / W
LED POWER SUPPLY
THROUGH WIRING
CONVERTER 48V-DC–> 500mA-DC DIM

ACCESSORIES
HONEYCOMB / GLASS / LENS 57

PRO

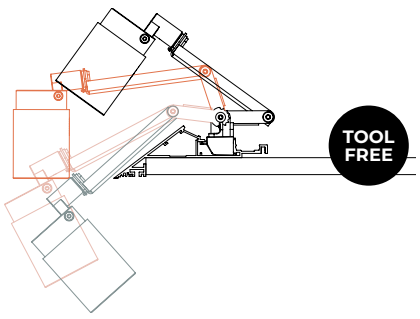

LEDFLEX

5m - 24V-DC
NOT MOUNTED

0,3

PRO

	WHITE				SOFT DIM	TW	RGB	RGB / TW
	Dividable per 50mm 140 smd LED/m	Dividable per 33,3mm 210 smd LED/m	Dividable per 62,5mm 128 smd LED/m	Dividable per 50mm 160 smd LED/m	Dividable per 62.5mm 224 smd LED/m	Dividable per 71,42mm 224 smd LED/m	Dividable per 50mm 120 smd LED/m	Dividable per 62,5mm 96 smd LED/m
	5W/m 551lm/m	**10W/m 1045lm/m**	**15W/m 1853lm/m**	**20W/m 2470lm/m**	**18W/m 1460 lm/m**	**19,2W/m [1] 2500lm/m**	**11W/m**	**19,2W/m**
CRI > 90	**LEDFLEX**	**LEDFLEX MP**	**LEDFLEX FP**	**LEDFLEX HP**	**LEDFLEX SD**	**LEDFLEX TW**	**LEDFLEX RGB**	**LEDFLEX RGB TW**
4000K								
IN	**21030 0060**	**21030 0140**	**21030 0220**	**21030 0300**				
OUT (IP65)	**21030 0100**	**21030 0180**	**21030 0260**					
3000K								
IN	**21030 0040**	**21030 0120**	**21030 0200**	**21030 0280**				
OUT (IP65)	**21030 0080**	**21030 0160**	**21030 0240**					
2700K								
IN	**21030 0030**	**21030 0110**	**21030 0190**	**21030 0270**				
OUT (IP65)	**21030 0070**	**21030 0150**	**21030 0230**					
1800K ▸ 3000K								
IN					**21030 0020**			
OUT (IP65)								
2700K ▸ 6500K								
IN						**21030 0390**		
OUT (IP65)								
RGB								
IN							**21030 0400**	
OUT (IP65)							**21030 0410**	
RGB WW / TW [2]								
IN								**21030 0420**
OUT (IP65)								

NEW

LED POWER SUPPLY 24V-DC / INFO PAG TEC 26 (max. 3m/powerline for ledflex > 15W/m)								
24W / IP20 NON DIMMABLE **21012 0160**	max. 4,8m	max. 2,4m	max. 1,6m	max. 1,2m	max. 1,3m	max. 1,2m	max. 2,1m	max. 1,2m
150W / IP67 NON DIMMABLE **300 89 24 150**	max. 30m	max. 15m	max. 10m	max. 7,5m	max. 8,3m	max. 7,8m	max. 13,6m	max. 7,8m
60W / IP20 DIM1 (0-10V) **21012 0171**	max. 12m	max. 6m	max. 4m	max. 3m	-	max. 3,1m*	max. 5,4m*	max. 3,1m*
90W / IP20 DIM1 (0-10V) **21012 0181**	max. 18m	max. 9m	max. 6m	max. 4,5m	-	max. 4,6m*	max. 8,1m*	max. 4,6m*
120W / IP20 DIM1 (0-10V) **21012 0191**	max. 24m	max. 12m	max. 8m	max. 6m	-	max. 6,2m*	max. 10,9m*	max. 6,2m*
60W / IP67 DIM1 (0-10V) **21012 0101**	max. 12m	max. 6m	max. 4m	max. 3m	-	max. 3,1m*	max. 5,4m*	max. 3,1m*
90W / IP67 DIM1 (0-10V) **21012 0111**	max. 18m	max. 9m	max. 6m	max. 4,5m	-	max. 4,6m*	max. 8,1m*	max. 4,6m*
120W / IP67 DIM1 (0-10V) **21012 0121**	max. 24m	max. 12m	max. 8m	max. 6m	-	max. 6,2m*	max. 10,9m*	max. 6,2m*
60W / IP20 DIM5 (DALI DIM) **21012 0205**	max. 12m	max. 6m	max. 4m	max. 3m	-	max. 3,1m*	max. 5,4m*	max. 3,1m*
100W / IP20 DIM5 (DALI DIM) **21012 0225**	max. 20m	max. 10m	max. 6,6m	max. 5m	-	max. 5,2m*	max. 9m*	max. 5,2m*
60W / IP67 DIM5 (DALI DIM) **21012 0135**	max. 12m	max. 6m	max. 4m	max. 3m	-	max. 3,1m*	max. 5,4m*	max. 3,1m*
90W / IP67 DIM5 (DALI DIM) **21012 0145**	max. 18m	max. 9m	max. 6m	max. 4,5m	-	max. 4,6m*	max. 8,1m*	max. 4,6m*
120W / IP67 DIM5 (DALI DIM) **21012 0155**	max. 24m	max. 12m	max. 8m	max. 6m	-	max. 6,2m*	max. 10,9m*	max. 6,2m*
RGB / RGB TW DRIVER / INFO PAG TEC 28						**300 90 331**	**300 90 331**	**21032 0010**
TOUCH CONTROLLER / INFO PAG TEC 28						**300 90 332**	**300 93 330**	**21032 0120**
24V-DC DIM UNIT INFO PAG TEC 28					**300 90 003 ED1** **300 90 003 ED5** **300 90 010**			

DIM1 DIMMING BY 1-10V
DIM5 DIMMINB BY DALI

[1] 19,2W IS MAXIMUM POWER FOR COMBINATION OF TUNABLE WHITE COLOURS

[2] RGB = 11,52W/m - TW = 7,68W/m - TW = 2700-6500K

* TO BE USED AS NON DIM

OPTIONS
24V-DC / 4A DIM1 UNIT ▸ **300 90 003 ED1** (for SOFT DIM)
24V-DC / 4A DIM5 UNIT ▸ **300 90 003 ED5** (for SOFT DIM)
24V-DC / 2x 4A WIRELESS DIM UNIT ▸ **300 90 010** (for SOFT DIM)
SHL 19-PC CLEAR 3m ▸ **398 03 05 CL**
SHL 19-PC SBL 3m ▸ **398 03 05 SBL**

OPTIONS LEDFLEX

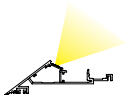

	LEDFLEX IN SUPPLY CABLE SET	LEDFLEX IN CONNECTION SET	LEDFLEX IN CONNECTION CLIP SET
LEDFLEX IN	**21031 0470**	**21031 0510**	**21031 0480**
LEDFLEX FP	**21031 0430**	**21031 0500**	**21031 0440**
LEDFLEX MP / HP	**21031 0450**	**21031 0490**	**21031 0460**
	2 x 0.35mm² / 150mm SET OF 10 pcs	2 x 0.35mm² / 150mm SET OF 10 pcs	- SET OF 10 pcs
	CE 0,1	CE 0,1	CE 0,1

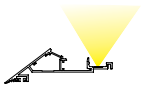

PRO

MODULE **PROFILES**

TAGLINE TR

PRO

The Tagline made-to-measure profile provides an ultra-minimalistic light line that integrates seamlessly with the architectural lines of your project. Limited to only 7mm the Tagline seems almost invisible, a slender line of light that cuts through space.

Available in different application versions - from trimless recessed to surface mounted, as a pendant solution or as perimeter lighting - Tagline is offered as a creative tool for architects and designers to accentuate architectural detail or characterise environments. Any space becomes distinctively elegant when the Tagline is used in a simple linear way, or can become very magical and unique when used in a composition.

TAGLINE TR / TRW
The ultra-minimalistic solution within the Tagline range, as these profiles are seamlessly installed into the ceiling, without any visible trim. While Tagline TR can be used to combine general linear lighting with Spy 27 spot modules for accent lighting, Tagline TRW is ideal to contour the perimeter of the room, as it integrates perfect in between corners where ceiling and wall interact.

www.deltalight.com/tagline-profile

TAGLINE TR

TAGLINE TRW

TAGLINE TR

1 PROFILE CONSTRUCTION

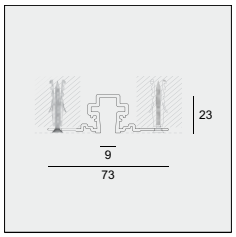

TGL-TR - PROFILE
425 01 00 00 ◇
◇ B
MAX.L / PROFILE: 6m
0,7 / m

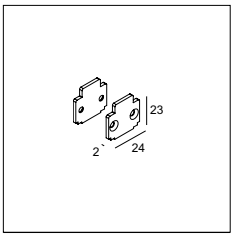

TGL-TR - END CAP SET
425 01 03 01 ◇
◇ B
SET OF 2 PCS
0,1

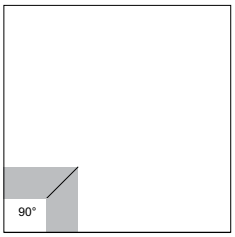

TGL-TR - CORNER 90°
425 01 06 06

2 PROFILE FIXATION

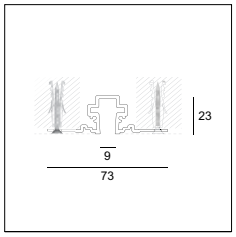

FIXATION
35 x (L + 4)

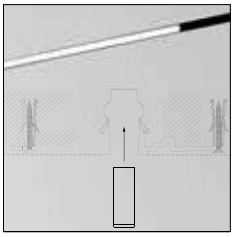

FIXATION
TGL-TR - PROFILE +
TGL-LEDLINE - PROFILE

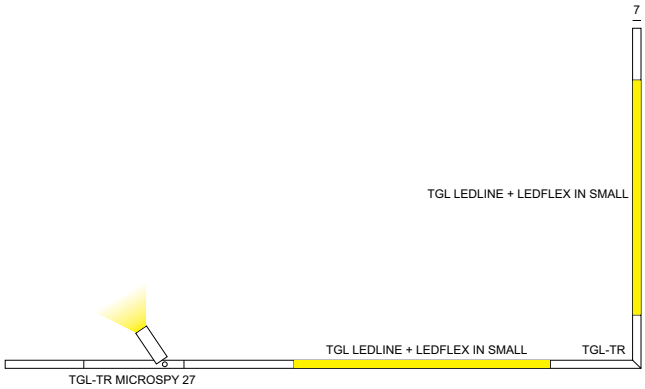

3 PROFILE CONNECTION

4 LIGHT MODULES

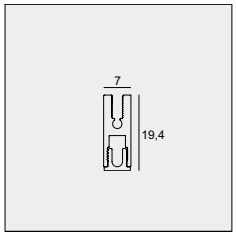

TGL-LEDLINE- PROFILE
425 03 00 00 ◇
◇ B
INCL.PC SBL
INCL. FIXATION CLIPS
MAX.L / PROFILE: 3m
0,3 / m

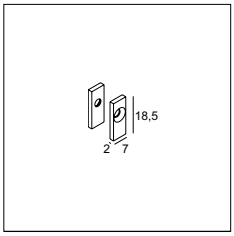

TGL-LEDLINE - END CAP SET
425 03 03 01 ◇
◇ B
SET OF 2 PCS
0,1

LEDFLEX SMAL
SUITABLE FOR
LEDFLEX SMALL
PAG 440

TAGLINE TRW

1 PROFILE CONSTRUCTION

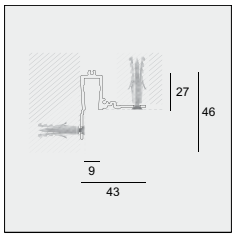

TGL-TRW - PROFILE
425 02 00 00 ◇
◇ B
MAX.L / PROFILE: 6m
0,6 / m

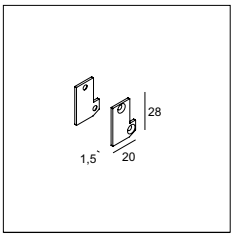

TGL-TRW - END CAP SET
425 02 03 01 ◇
◇ B
SET OF 2 PCS
0,1

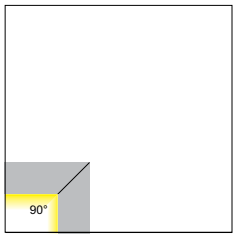

TGL-TRW - CORNER 90° INT
425 02 06 06

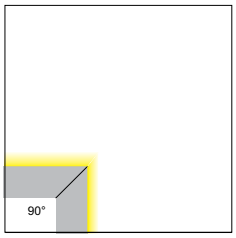

TGL-TRW - CORNER 90° EXT
425 02 06 16

2 PROFILE FIXATION

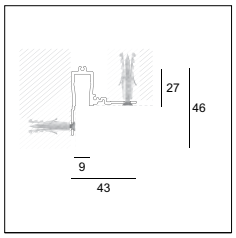

FIXATION
25 x (L + 4)



FIXATION
TGL-TRW - PROFILE +
TGL-LEDLINE - PROFILE

3 PROFILE CONNECTION

4 LIGHT MODULES

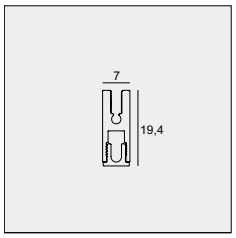

TGL-LEDLINE- PROFILE
425 03 00 00 ◇
◇ B
INCL.PC SBL
INCL. FIXATION CLIPS
MAX.L / PROFILE: 3m
0,3 / m

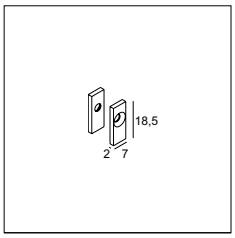

TGL-LEDLINE - END CAP SET
425 03 03 01 ◇
◇ B
SET OF 2 PCS
0,1

LEDFLEX SMALL
SUITABLE FOR
LEDFLEX SMALL
PAG 440

TAGLINE ST / ON

The Tagline made-to-measure profile provides an ultra-minimalistic light line that integrates seamlessly with the architectural lines of your project. Limited to only 7mm the Tagline seems almost invisible, a slender line of light that cuts through space.

Available in different application versions - from trimless recessed to surface mounted, as a pendant solution or as perimeter lighting - Tagline is offered as a creative tool for architects and designers to accentuate architectural detail or characterise environments. Any space becomes distinctively elegant when the Tagline is used in a simple linear way, or can become very magical and unique when used in a composition.

TAGLINE ST / ON
Tagline ST and Tagline On have a little bit more body to it, as these will always have a visible trim. Different from Tagline TR, these versions only offer continuous lines of light for general lighting, be it recessed, surface mounted or suspended.

www.deltalight.com/tagline-profile

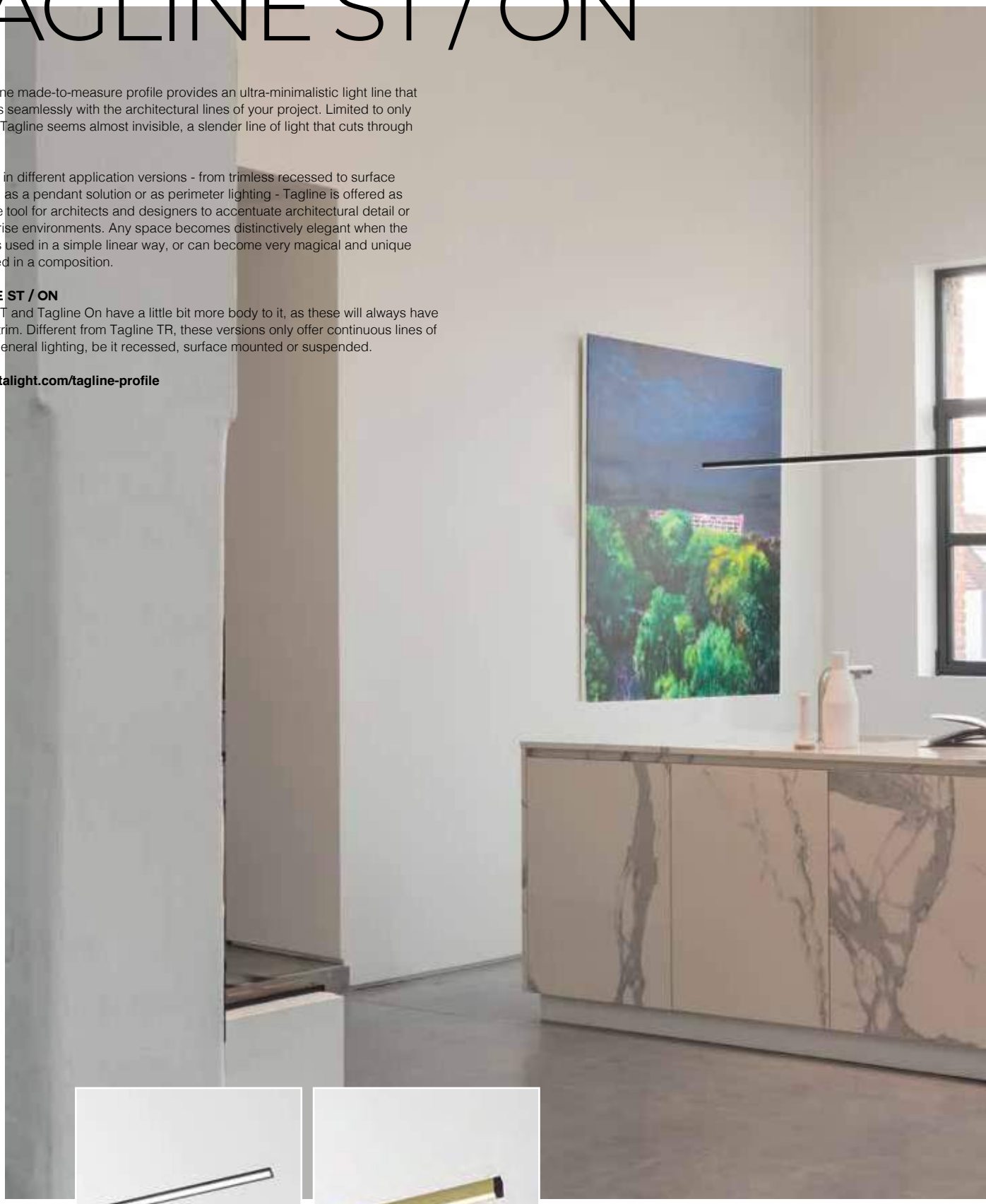

TAGLINE ST

TAGLINE ON



TAGLINE ST

PRO

1 PROFILE CONSTRUCTION

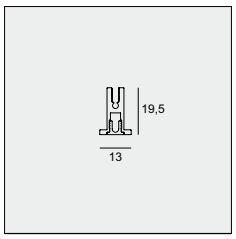

TGL-ST - PROFILE
425 05 00 00 ◇
◇ B / W
INCL.PC SBL
MAX.L / PROFILE: 6m
0,3 / m

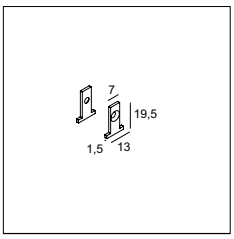

TGL-ST - END CAP SET
425 05 03 01 ◇
◇ B / W
SET OF 2 PCS
0,1

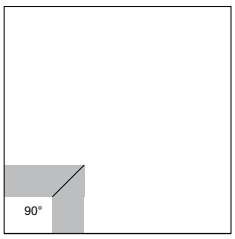

TGL-ST - CORNER 90°
425 05 06 06

2 PROFILE FIXATION

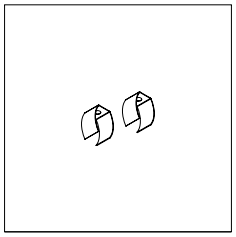

TGL-ST - FIXATION SET
425 05 14 01
9 x (L + 4)
max.12,5
SET OF 2 PCS
0,1

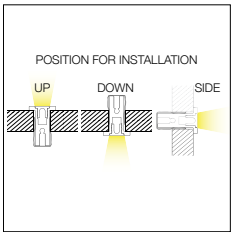

3 PROFILE CONNECTION

4 LIGHT MODULES

LEDFLEX SMALL
SUITABLE FOR
LEDFLEX SMALL
PAG 444

TAGLINE ON

1 PROFILE CONSTRUCTION

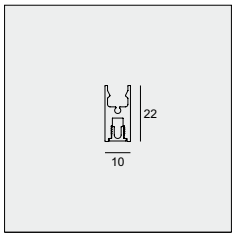

TGL-ON - PROFILE
425 04 00 00 ◇
◇ B / GC / W
INCL.PC SBL
MAX.L / PROFILE: 6m
0,4 / m

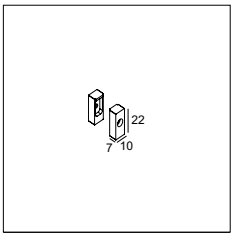

TGL-ON - END CAP SET
425 04 03 01 ◇
◇ B / W
SET OF 2 PCS
0,1

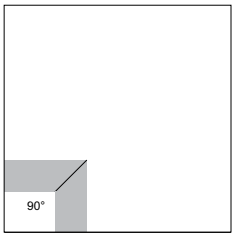

TGL-ON - CORNER 90°
425 04 06 06

2 PROFILE FIXATION

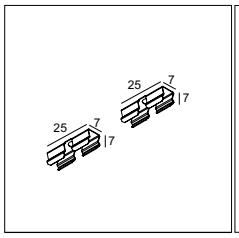

TGL-ON - FIXATION SET
425 04 06 11
SET OF 2 PCS
0,1

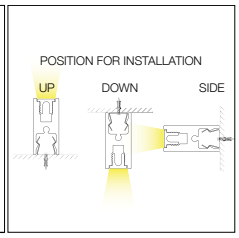

3 PROFILE CONNECTION

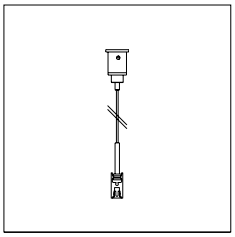

TGL-ON - CABLE SUSPENSION SINGLE 1,6m
425 09 01
L 1,6m
0,1
ONLY FOR PROFILE LENGTHS UP TO 2m

OPTIONS
SUSPENSION ST
▸ **15225 0340** B / W



TGL-ON - CURRENT SUPPLY 2 x 0,5mm² 1,6m
425 97 51
L 1,6m / 2 x 0.5mm²
0,1

OPTIONS
CONNECTION ST ▸ **15225 0360** B / W
CABLE BASE R ◇ ▸ **203 99 55** ANO / B / W
CABLE BASE S ◇ ▸ **203 99 56** ANO / B / W
COVERSET R 62-90-100 / S 62-80-90

4 LIGHT MODULES

LEDFLEX SMALL
SUITABLE FOR LEDFLEX SMALL
PAG 440

TAGLINE TR - SPY 27

L 100

3000K / CRI>90	2700K / CRI>90
LED [U] 5.8W / 787lm / 350mA	LED [U] 5.8W / 753lm / 350mA
30°	
18717 9320 ◇	**18717 9220** ◇
◇ B / FBR / FG / GC / W	

0,1 IP20

REQUIREMENTS
LED POWER SUPPLY

ACCESSORIES
VISOR 27

PRO

LEDFLEX WHITE

5m - 24V-DC
MOUNTED
0,3

	Dividable per 29,4mm 238 smd LED/m
	8,4W/m 820lm/m
CRI > 90	**LEDFLEX SMALL**
4000K	
IN	**300 91 51 94**
3000K	
IN	**300 91 51 93**
2700K	
IN	**300 91 51 92**
NEW **LED POWER SUPPLY 24V-DC** / INFO PAG TEC 26 (max. 5m/powerline)	
24W / IP20 NON DIMMABLE **21012 0160**	max. 2,8m
150W / IP67 NON DIMMABLE **300 89 24 150**	max. 17,8m
60W / IP20 DIM1 (0-10V) **21012 0171**	max. 7,1m
90W / IP20 DIM1 (0-10V) **21012 0181**	max. 10,7m
120W / IP20 DIM1 (0-10V) **21012 0191**	max. 14,2m
60W / IP67 DIM1 (0-10V) **21012 0101**	max. 7,1m
90W / IP67 DIM1 (0-10V) **21012 0111**	max. 10,7m
120W / IP67 DIM1 (0-10V) **21012 0121**	max. 14,2m
60W / IP20 DIM5 (DALI DIM) **21012 0205**	max. 7,1m
100W / IP20 DIM5 (DALI DIM) **21012 0225**	max. 11,9m
60W / IP67 DIM5 (DALI DIM) **21012 0135**	max. 7,1m
90W / IP67 DIM5 (DALI DIM) **21012 0145**	max. 10,7m
120W / IP67 DIM5 (DALI DIM) **21012 0155**	max. 14,2m

DIM1 DIMMING BY 1-10V
DIM5 DIMMINB DALI

CONNECT A/I

CONNECT I
Connect I balances on the edge between wall and ceiling or wall and wall, as you like. Mounted directly into the corner, this minimalistic profile generates a soft line of light on one or both sides, transforming bare corners into decorative perimeters.

CONNECT A
The delicate Connect A is designed to add subtle accents onto vertical surfaces. Emitted from a profile of only 11 by 51mm,
Connect A can be applied as a linear down-up light.

www.deltalight.com/connect-profile

PRO

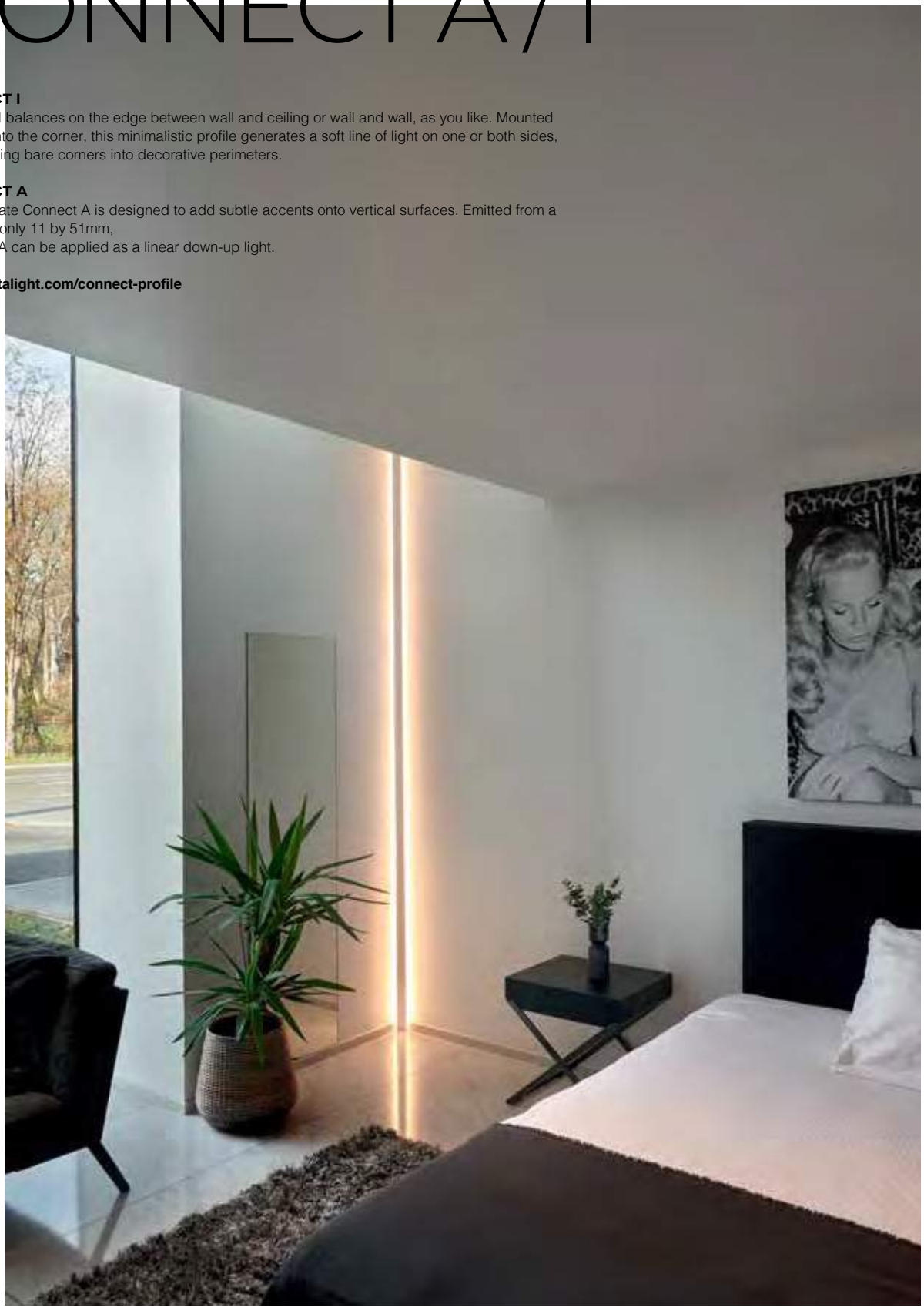

PRO

CONNECT A

1 PROFILE CONSTRUCTION

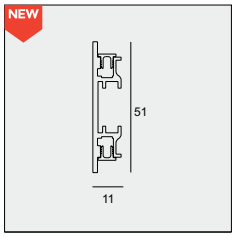

CNT-A - PROFILE
28101 0000 ◇
◇ B / W
INCL.PC SBL
MAX.L / PROFILE: 6m
0,4 / m

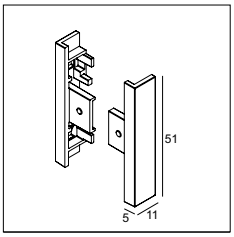

CNT-A - END CAP SET
28101 0310 ◇
◇ B / W
SET OF 2 PCS
0,1

2 PROFILE FIXATION

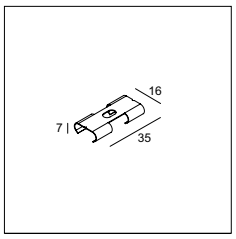

FTL35 - FIXATION SET
391 06 11
SET OF 2 PCS
0,1

3 PROFILE CONNECTION

4 LIGHT MODULES

LEDFLEX SMALL
SUITABLE FOR
LEDFLEX SMALL
PAG 445

CONNECT I

1 PROFILE CONSTRUCTION

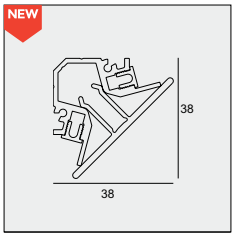

CNT-I - PROFILE
28102 0000 ◇
◇ B / W
INCL.PC SBL
MAX.L / PROFILE: 6m
0,4 / m

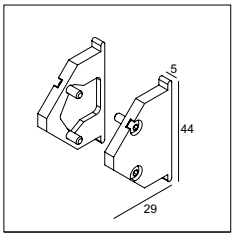

CNT-I - END CAP SET
28102 0310 ◇
◇ B / W
SET OF 2 PCS
0,1

2 PROFILE FIXATION

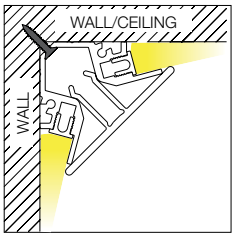

3 PROFILE CONNECTION

4 LIGHT MODULES

LEDFLEX SMALL
SUITABLE FOR
LEDFLEX SMALL
PAG 445

LEDFLEX WHITE

5m - 24V-DC
MOUNTED

0,3

NEW

	Dividable per 29,4mm 238 smd LED/m
	8,4W/m 820lm/m
CRI > 90	**LEDFLEX SMALL**
4000K	
IN	**300 91 51 94**
3000K	
IN	**300 91 51 93**
2700K	
IN	**300 91 51 92**
LED POWER SUPPLY 24V-DC / INFO PAG TEC 26 (max. 5m/powerline)	
24W / IP20 NON DIMMABLE **21012 0160**	max. 2,8m
150W / IP67 NON DIMMABLE **300 89 24 150**	max. 17,8m
60W / IP20 DIM1 (0-10V) **21012 0171**	max. 7,1m
90W / IP20 DIM1 (0-10V) **21012 0181**	max. 10,7m
120W / IP20 DIM1 (0-10V) **21012 0191**	max. 14,2m
60W / IP67 DIM1 (0-10V) **21012 0101**	max. 7,1m
90W / IP67 DIM1 (0-10V) **21012 0111**	max. 10,7m
120W / IP67 DIM1 (0-10V) **21012 0121**	max. 14,2m
60W / IP20 DIM5 (DALI DIM) **21012 0205**	max. 7,1m
100W / IP20 DIM5 (DALI DIM) **21012 0225**	max. 11,9m
60W / IP67 DIM5 (DALI DIM) **21012 0135**	max. 7,1m
90W / IP67 DIM5 (DALI DIM) **21012 0145**	max. 10,7m
120W / IP67 DIM5 (DALI DIM) **21012 0155**	max. 14,2m

DIM1 DIMMING BY 1-10V
DIM5 DIMMINB DALI

PRO

DOT.COM WALLWASH

PRO

Our Dot.Com family is not only limited to spotlight beam angles, it also has linear wallwashers in its range for a soft, even light effect on vertical surfaces. These come as single luminaires, as modules to fit in the magnetic profiles and as a bespoke trimless or surface mounted profile solution, perfect to adapt the light to your specific desires.

www.deltalight.com/dot-com-profile

DOT.COM WALLWASH TR

DOT.COM WALLWASH ON

DOT.COM WALLWASH TR

1
PROFILE CONSTRUCTION

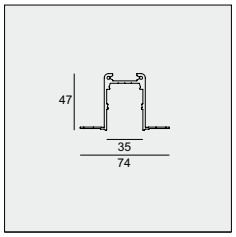

DTC-TR - PROFILE
424 01 00 00 ◇
◇ B
MAX.L / PROFILE: 6m
1,0 / m

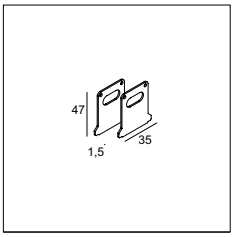

DTC-TR - END CAP SET
424 01 03 01 ◇
◇ B
SET OF 2 PCS
0,1

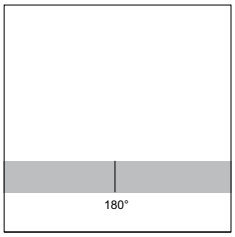

DTC-TR - CORNER 180°
424 01 06 01

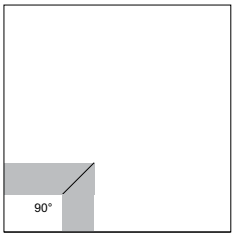

DTC-TR - CORNER 90°
424 01 06 06

2
PROFILE FIXATION

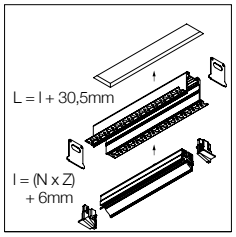

FIXATION
36 x (L + 5)

l = (N x Z) + 6mm
N = #
Z = 33,3mm FOR LEDFLEX MP
= 50mm FOR LEDFLEX IN / HP / RGB
= 62,5mm FOR LEDFLEX FP / SOFT DIM / RGBTW
= 71,42mm FOR LEDFLEX TW

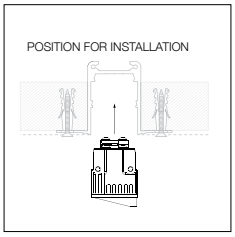

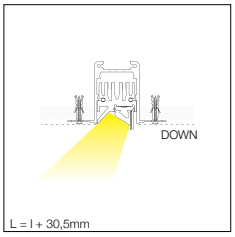

3
PROFILE CONNECTION

4
LIGHT MODULES

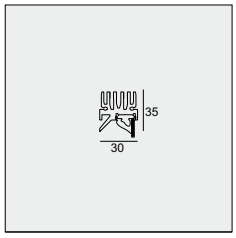

DTC-LEDLINE - PROFILE
424 02 00 00 ◇
◇ B
INCL.PC SBL
INCL. FIXATION CLIPS
MAX.L / PROFILE: 4m
1,0 / m

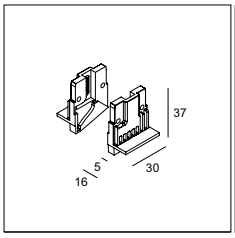

DTC-LEDLINE - END CAP SET
424 02 03 01 ◇
◇ B
SET OF 2 PCS
0,1

LEDFLEX IN
SUITABLE FOR
LEDFLEX IN
PAG 478

DOT.COM WALLWASH ON

1 PROFILE CONSTRUCTION

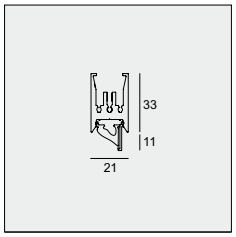

DTC-ON - PROFILE
16312 0000 ◇
◇ B / W
MAX.L / PROFILE: 4m
1,0 / m

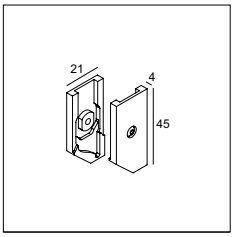

DTC-ON - END CAP SET
16312 0310 ◇
◇ B / W
SET OF 2 PCS
0,1

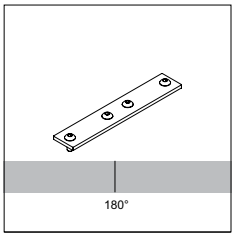

DTC-ON - CORNER 180°
16312 0620 ◇

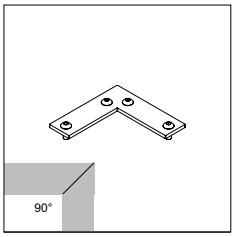

DTC-ON - CORNER 90°
16312 0630 ◇

2 PROFILE FIXATION

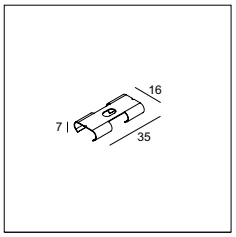

FTL35 - FIXATION SET
391 06 11
SET OF 2 PCS
0,1

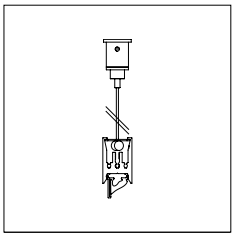

FTL35 - SUSP SINGLE 1,6
391 09 01
L 1,6m
0,1

OPTIONS
SUSPENSION ST
▸ **15225 0340** B / W

3 PROFILE CONNECTION

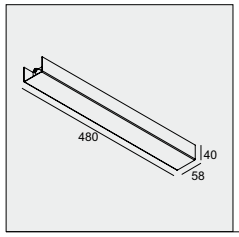

FTL POWERBOX

24V-DC / 60W	24V-DC / 60W DIM1	24V-DC / 150W DIM5
300 24 060 ◇	**300 24 060 ED1** ◇	**300 24 150 ED5** ◇

◇ B / W

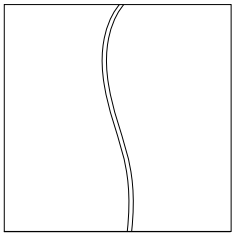

CURRENT SUPPLY L1,6m
391 97 51 - 2 x 0,75mm²
L1,6m
0,3

OPTIONS
CONNECTION ST ▸ **15225 0360** B / W
CABLE BASE R ◇ ▸ **203 99 55** ANO / B / W
CABLE BASE S ◇ ▸ **203 99 56** ANO / B / W
COVERSET R 62-90-100 / S 62-80-90

4 LIGHT MODULES

LEDFLEX IN
SUITABLE FOR
LEDFLEX IN
PAG 478

FEMTOLINE
FAMILY

The range of Femtoline profiles is very extensive, with each family member having its own specific design and application area. Small or wider profile design, down or down-up lighting, wall, ceiling or floor mounted, flush or tilted plexi ... the Femtoline family offers a solution to any lighting problem.

PRO

www.deltalight.com/femtoline-profile

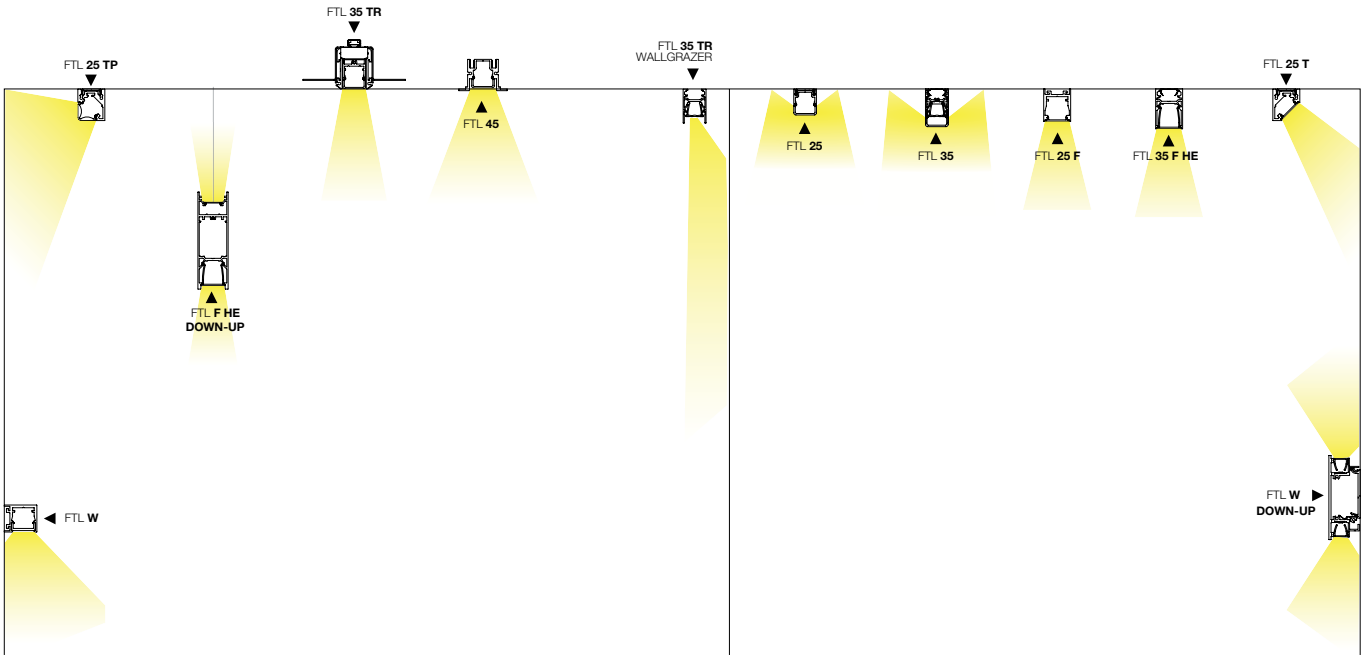

INTERIOR DESIGN OMAR ABDELGHAFOUR - LIGHT SPACE DESIGN / CONCEPT BLACK FOR GREEN SCAPE

FEMTOLINE 25

PRO

The smallest of the range for surface mounted lighting solutions. Femtoline 25 offers 3 ways of general lighting: standard with a semi-recessed plexi that creates both direct and indirect lighting, Femtoline 25 F with a flush plexi for direct lighting and Femtoline 25 T with a tilted plexi to create an asymmetric light effect.

www.deltalight.com/femtoline-profile

FEMTOLINE 25F

FEMTOLINE 25

FEMTOLINE TP

FEMTOLINE 25 T

ARCHITECT ARIAS SERNA SARAVIA

FEMTOLINE 25 F

1 PROFILE CONSTRUCTION

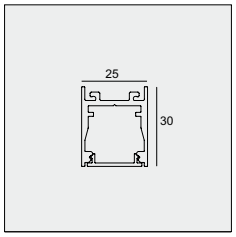

FTL25 F - PROFILE
382 00 00 ◇
◇ ANO / B / W
INCL.PC SBL
MAX.L / PROFILE: 6m
0,6 / m

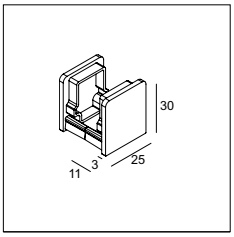

FTL25 F - END CAP SET
382 03 01 ◇
◇ A / B / W
SET OF 2 PCS
0,1

2 PROFILE FIXATION

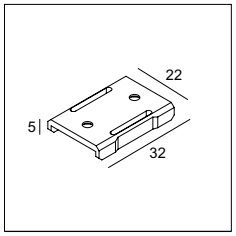

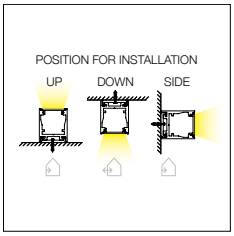

NL - FIXATION SET
364 06 11
SET OF 10 PCS
0,1

3 PROFILE CONNECTION

4 LIGHT MODULES

LEDFLEX IN & OUT
SUITABLE FOR
LEDFLEX IN & OUT
PAG 478

FEMTOLINE 25

1 PROFILE CONSTRUCTION

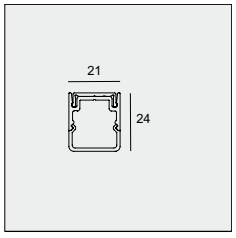

FTL25 - PROFILE
375 00 00 ◇
◇ ANO / B / W
INCL.PC SBL
INCL.FIXATION CLIP
MAX.L / PROFILE: 6m
0,4 / m

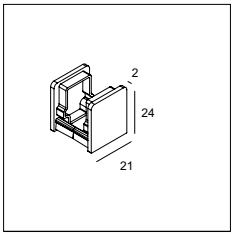

FTL25 - END CAP SET
375 03 01 ◇
◇ A / B / W
SET OF 2 PCS
0,1

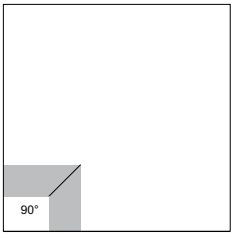

FTL25 - CORNER 90°
375 06 06
0,2

2 PROFILE FIXATION

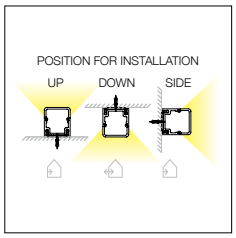

3 PROFILE CONNECTION

4 LIGHT MODULES

LEDFLEX IN & OUT
SUITABLE FOR
LEDFLEX IN & OUT
PAG 478

FEMTOLINE 25 T

1 PROFILE CONSTRUCTION

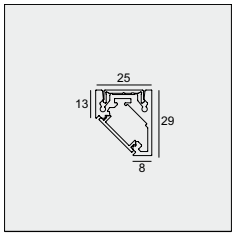

FTL25 T - PROFILE
381 00 00 ◇
◇ ANO / B / W
INCL.PC SBL
INCL.FIXATION CLIP
MAX.L / PROFILE: 6m
0,7 / m

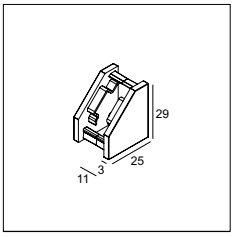

FTL25 T - END CAP SET
381 03 01 ◇
◇ A / B / W
SET OF 2 PCS
0,2

2 PROFILE FIXATION

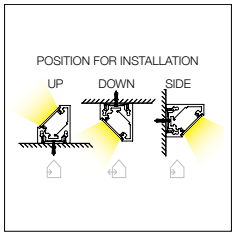

3 PROFILE CONNECTION

4 LIGHT MODULES

LEDFLEX IN & OUT
SUITABLE FOR
LEDFLEX IN & OUT
PAG 478

FEMTOLINE 25 TP

1 PROFILE CONSTRUCTION

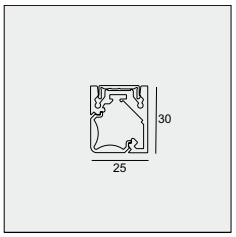

FTL25 TP - PROFILE
381 01 00 00 ◇
◇ ANO / B / W
INCL.PC SBL
INCL.FIXATION CLIP
MAX.L / PROFILE: 6m
0,4 / m

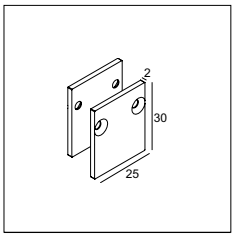

FTL25 TP - END CAP SET
381 01 03 01 ◇
◇ ANO / B / W
SET OF 2 PCS
0,2

2 PROFILE FIXATION

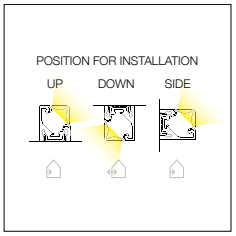

3 PROFILE CONNECTION

4 LIGHT MODULES

LEDFLEX IN & OUT
SUITABLE FOR
LEDFLEX IN & OUT
PAG 478

PRO

FEMTOLINE 35 WALLGRAZER

PRO

The in-house developed lens extrusion is designed to fulfill multiple functionalities to create the optimal grazing effect. First of all, its specific shape generates a double light effect: in one direction it produces a small light beam to graze along the surface, even for higher walls, in the other direction the purpose is to widen the beam to obtain the same effect as wide as possible. Its second task is to do all of this without loosing sight of the visual perception. Thanks to a special treatment of the lens, the LED dots of the LEDflex are being transformed into a uniform line of light without any obtrusive effect to the eye.

www.deltalight.com/femtoline-profile

PRO

1 PROFILE CONSTRUCTION

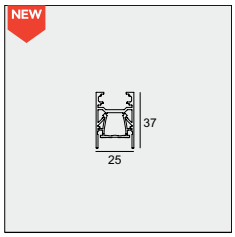

FTL35 WG - PROFILE
16427 0000 ◇
◇ ANO / B / W
INCL.PC WALLGRAZER HE
MAX.L / PROFILE: 6m
0,7 / m

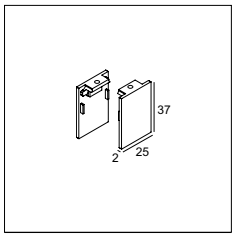

FTL35 WG - END CAP SET
16427 0310 ◇
◇ A / B / W
SET OF 2 PCS
0,2

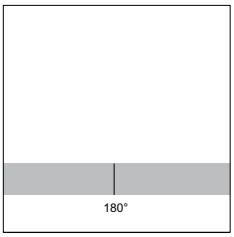

FTL35 - CORNER 180°
391 06 11
ONLY FOR DIRECT FIXATION
SET OF 2 PCS
0,1

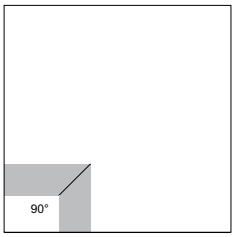

FTL35 - CORNER 90°
391 06 06
ONLY FOR DIRECT FIXATION
0,1

2 PROFILE FIXATION

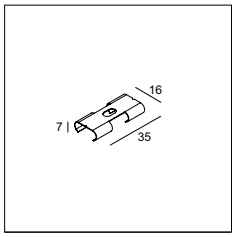

FTL35 - FIXATION SET
391 06 11
SET OF 2 PCS
0,1

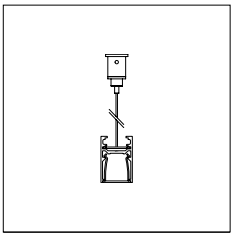

FTL35 F - SUSP SINGLE 1,6
391 09 01
L1,6m
0,1

OPTIONS
SUSPENSION ST
▸ **15225 0340** B / W

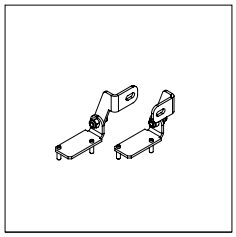

FTL35 WG - TILT SET
16427 1480 ◇
◇ A / B / W
SET OF 2 PCS
0,1

3 PROFILE CONNECTION

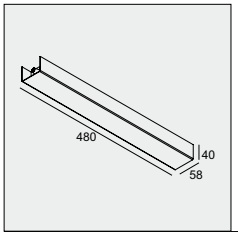

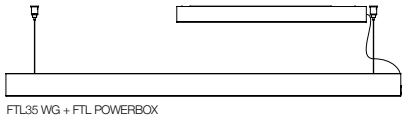

FTL POWERBOX

24V-DC / 60W	24V-DC / 60W DIM1	24V-DC / 150W DIM5
300 24 060 ◇	**300 24 060 ED1** ◇	**300 24 150 ED5** ◇

◇ B / W

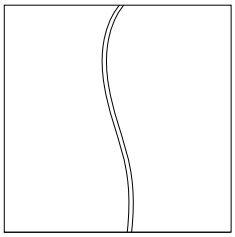

CURRENT SUPPLY L1,6m
391 97 51 - 2 x 0,75mm²
L1,6m
0,3

OPTIONS
CONNECTION ST ▸ **15225 0360** B / W
CABLE BASE R ◇ ▸ **203 99 55** ANO / B / W
CABLE BASE S ◇ ▸ **203 99 56** ANO / B / W
COVERSET R 62-90-100 / S 62-80-90

4 LIGHT MODULES

LEDFLEX IN
SUITABLE FOR
LEDFLEX IN
PAG 478

FEMTOLINE 35

PRO

The most versatile of the range. Similar as with Femtoline 25, one can opt for direct lighting with Femtoline 35 or a more indirect general lighting with Femtoline 35 F. Furthermore, Femtoline 35 can be used within the trimless Femtoline 35 TR profile, creating a black cove filled with strokes of light. As a pendant for down or down-up lighting, one can opt for the straightforward Femtoline 35 F HE D-U with its H-shaped design that hides away the plexi from below.

www.deltalight.com/femtoline-profile

FEMTOLINE 35

FEMTOLINE 35 TR

INTERIEURBURO PEDRO VERHUE

FEMTOLINE 35 TR

PRO

1 PROFILE CONSTRUCTION

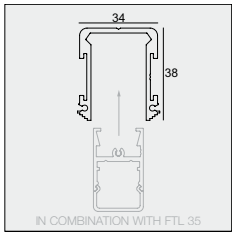

FTL35 TR - PROFILE
393 00 00 ◇
◇ B
MAX.L / PROFILE: 6m
0,7 / m

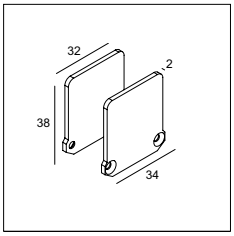

FTL35 TR - END CAP SET
393 03 01 ◇
◇ B
SET OF 2 PCS
0,1

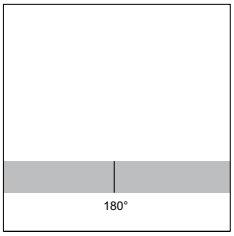

FTL35 TR - CORNER 180°
393 06 01
0,1

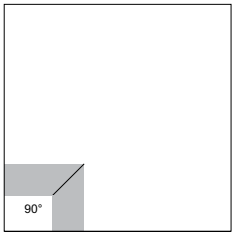

FTL35 TR - CORNER 90°
393 06 06
0,1

2 PROFILE FIXATION

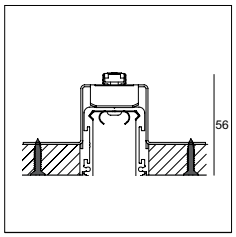

FTL35 TR - CLIP
393 14 01
37 x (L + 6) x 60
min.9 / max.18
0,4

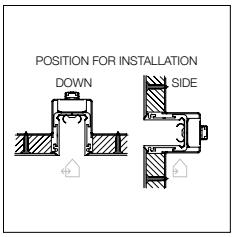

3 PROFILE CONNECTION

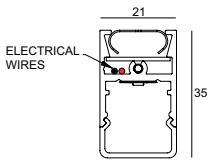

4 LIGHT MODULES

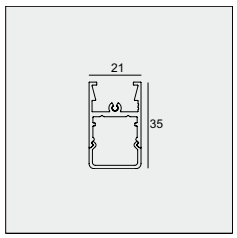

FTL35 - PROFILE
391 00 00 ◇
◇ ANO / B / W
INCL.PC SBL
MAX.L / PROFILE: 6m
0,7 / m

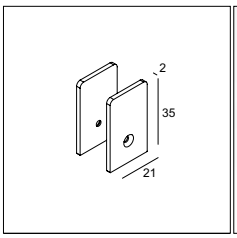

FTL35 - END CAP SET
391 03 01 ◇
◇ ANO / B / W
SET OF 2 PCS
0,2

LEDFLEX IN & OUT
SUITABLE FOR LEDFLEX IN & OUT
PAG 478

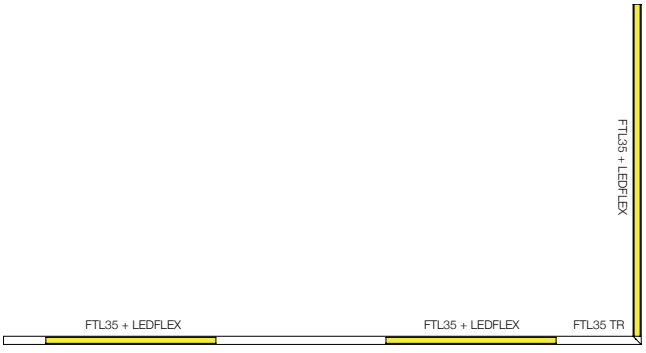

FEMTOLINE 35

1 PROFILE CONSTRUCTION

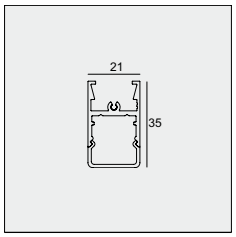

FTL35 - PROFILE
391 00 00 ◇
◇ ANO / B / W
INCL.PC SBL
MAX.L / PROFILE: 6m
0,7 / m

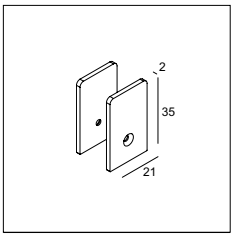

FTL35 - END CAP SET
391 03 01 ◇
◇ ANO / B / W
SET OF 2 PCS
0,2

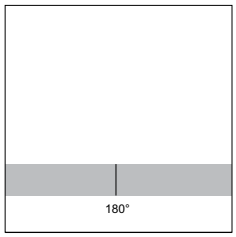

FTL35 - /CORNER 180°
391 06 11
ONLY FOR DIRECT FIXATION
SET OF 2 PCS
0,1

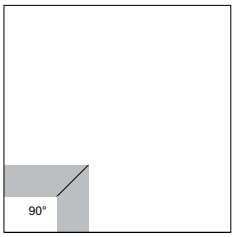

FTL35 - CORNER 90°
391 06 06
ONLY FOR DIRECT FIXATION
0,1

2 PROFILE FIXATION

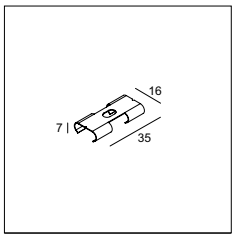

FTL35 - FIXATION SET
391 06 11
SET OF 2 PCS
0,1

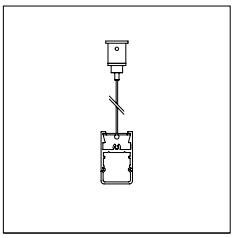

FTL35 - SUSP SINGLE 1,6
391 09 01
L 1,6m
0,1

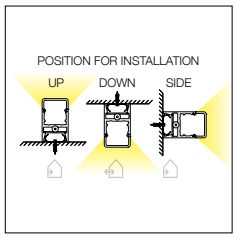

OPTIONS
SUSPENSION ST
▸ **15225 0340** B / W

3 PROFILE CONNECTION

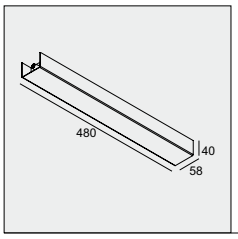

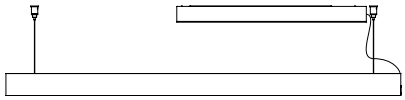
FTL35 F / X HE DOWN-UP + FTL POWERBOX

FTL POWERBOX

24V-DC / 60W	24V-DC / 60W DIM1	24V-DC / 150W DIM5
300 24 060 ◇	**300 24 060 ED1** ◇	**300 24 150 ED5** ◇

◇ B / W

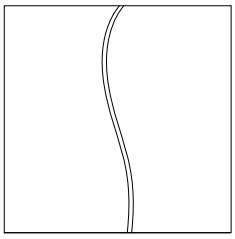

CURRENT SUPPLY L1,6m
391 97 51 - 2 x 0,75mm²
L1,6m
0,3

OPTIONS
CONNECTION ST ▸ **15225 0360** B / W
CABLE BASE R ◇ ▸ **203 99 55** ANO / B / W
CABLE BASE S ◇ ▸ **203 99 56** ANO / B / W
COVERSET R 62-90-100 / S 62-80-90

4 LIGHT MODULES

LEDFLEX IN & OUT
SUITABLE FOR
LEDFLEX IN & OUT
PAG 478

FEMTOLINE 35 F HE

The most versatile of the range. Similar as with Femtoline 25, one can opt for direct lighting with Femtoline 35 or a more indirect general lighting with Femtoline 35 F. Furthermore, Femtoline 35 can be used within the trimless Femtoline 35 TR profile, creating a black cove filled with strokes of light. As a pendant for down or down-up lighting, one can opt for the straightforward Femtoline 35 F HE D-U with its H-shaped design that hides away the plexi from below.

www.deltalight.com/femtoline-profile

FEMTOLINE 35 F HE

FEMTOLINE 35 F HE DOWN-UP



HULPIA ARCHITECTEN

FEMTOLINE 35 F HE

PRO

1 PROFILE CONSTRUCTION

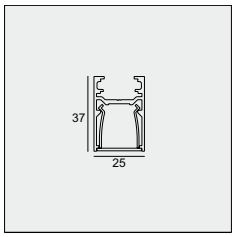

FTL35 F HE - PROFILE
392 01 00 00 ◇
◇ ANO / B / W
INCL.PC SBL HE
MAX.L / PROFILE: 6m
0,7 / m

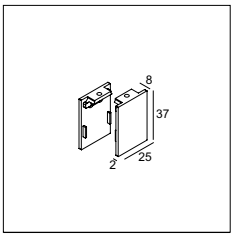

FTL35 F HE - END CAP SET
392 01 03 01 ◇
◇ A / B / W
SET OF 2 PCS
0,2

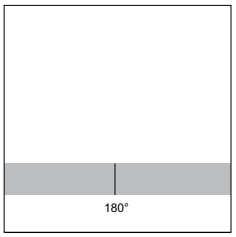

FTL35 - CORNER 180°
391 06 11
ONLY FOR DIRECT FIXATION
SET OF 2 PCS
0,1

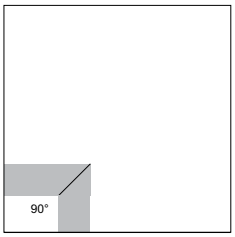

FTL35 - CORNER 90°
391 06 06
ONLY FOR DIRECT FIXATION
0,1

2 PROFILE FIXATION

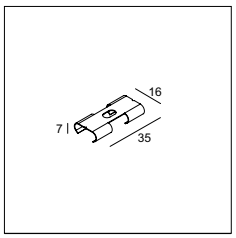

FTL35 - FIXATION SET
391 06 11
SET OF 2 PCS
0,1

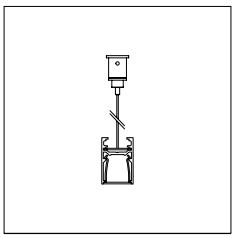

FTL35 F - SUSP SINGLE 1,6
391 09 01
L1,6m
0,1

OPTIONS
SUSPENSION ST
▸ **15225 0340** B / W

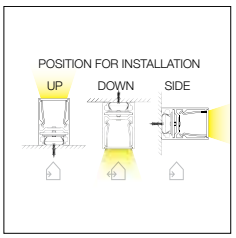

3 PROFILE CONNECTION

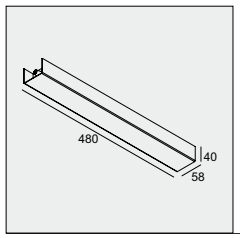

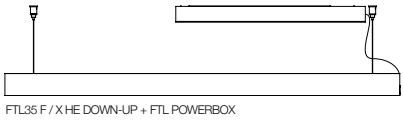

FTL POWERBOX

24V-DC / 60W	24V-DC / 60W DIM1	24V-DC / 150W DIM5
300 24 060 ◇	**300 24 060 ED1** ◇	**300 24 150 ED5** ◇

◇ B / W

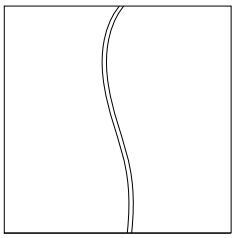

CURRENT SUPPLY L1,6m
391 97 51 - 2 x 0,75mm²
L1,6m
0,3

OPTIONS
CONNECTION ST ▸ **15225 0360** B / W
CABLE BASE R ◇ ▸ **203 99 55** ANO / B / W
CABLE BASE S ◇ ▸ **203 99 56** ANO / B / W
COVERSET R 62-90-100 / S 62-80-90

4 LIGHT MODULES

LEDFLEX IN & OUT
SUITABLE FOR
LEDFLEX IN & OUT
PAG 478

FEMTOLINE 35 F HE DOWN-UP

1 PROFILE CONSTRUCTION

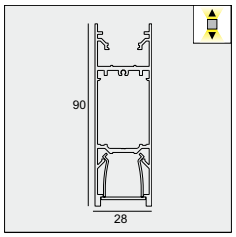

FTL35 F HE D/U - PROFILE
392 02 00 00 ◇
◇ B / W
INCL.PC SBL DOWN HE
MAX.L / PROFILE: 6m
1,4 / m

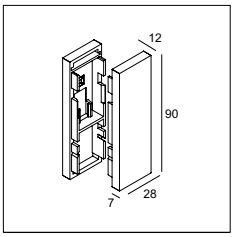

FTL35 F HE D/U - END CAP SET
392 02 03 01 ◇
◇ B / W
SET OF 2 PCS
0,2

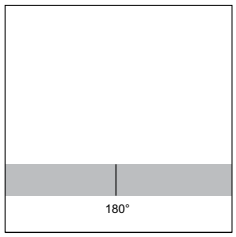

FTL35 F HE - CORNER 180°
392 02 06 01
0,1

OPTIONS
FTL35 F D/U - PC SBL UP - PROFILE ▸ **392 02 02 05 SBL** 3

2 PROFILE FIXATION

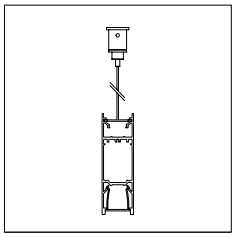

FTL35 F HE D/U-SUSP SINGLE 1,6
392 02 09 01
L1,6m
0,1

OPTIONS
SUSPENSION ST
▸ **15225 0340** B / W

3 PROFILE CONNECTION

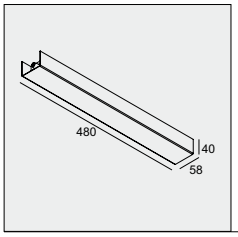

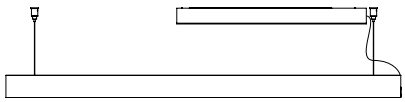
FTL35 F / X HE DOWN-UP + FTL POWERBOX

FTL POWERBOX

24V-DC / 60W	24V-DC / 60W DIM1	24V-DC / 150W DIM5
300 24 060 ◇	**300 24 060 ED1** ◇	**300 24 150 ED5** ◇

◇ B / W

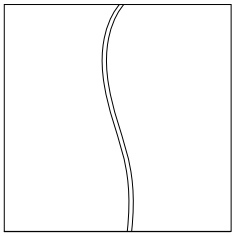

CURRENT SUPPLY L1,6m
392 02 97 51 - 2 x 0,75mm²
L1,6m
0,3

OPTIONS
CONNECTION ST ▸ **15225 0360** B / W
CABLE BASE R ◇ ▸ **203 99 55** ANO / B / W
CABLE BASE S ◇ ▸ **203 99 56** ANO / B / W
COVERSET R 62-90-100 / S 62-80-90

4 LIGHT MODULES

LEDFLEX IN & OUT
SUITABLE FOR
LEDFLEX IN & OUT
PAG 478

FEMTOLINE 45

PRO

The recessed solution. Femtoline 45 complements the Femtoline 25 range in applications that allow recessed installation.

www.deltalight.com/femtoline-profile

STUDIO DIDEA

1
PROFILE CONSTRUCTION

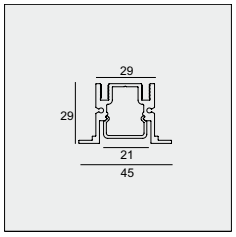

FTL45 - PROFILE
376 00 00 ◇
◇ ANO / B / W
INCL.PC SBL
MAX.L / PROFILE: 6m
0,8 / m

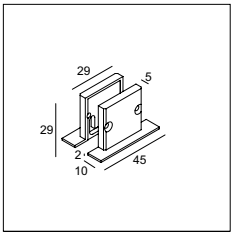

FTL45 - END CAP SET
376 03 01 ◇
◇ ANO / B / W
SET OF 2 PCS
0,2

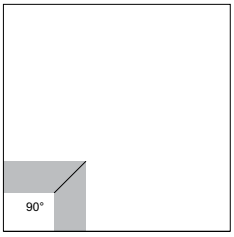

FTL45 - CORNER 90°
376 06 06
0,2

2
PROFILE FIXATION

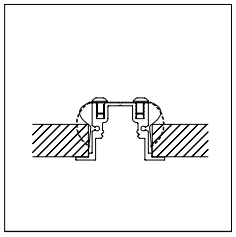

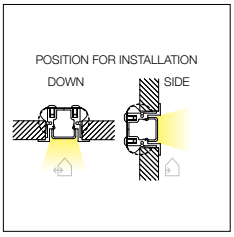

FTL45 - FIXATION
376 14 01
37 x (L + 12) x 40
max.13
SET OF 2 PCS
0,1

3
PROFILE CONNECTION

4
LIGHT MODULES

LEDFLEX IN & OUT
SUITABLE FOR
LEDFLEX IN & OUT
PAG 478

PRO

FEMTOLINE W

PRO

The wall mounted solution. Femtoline W is a very slim and multifunctional LED profile, which can be used in both interior and exterior lighting concepts. This wall mounted profile can be used for either up- or downlight, creating a cosy wall grazing effect. Femtoline W Down-Up is a bespoke wall mounted profile for direct-indirect illuminance on vertical surfaces. It also comes in fixed lengths of 600 and 1200mm.

www.deltalight.com/femtoline-profile

ARCHITECT ARIAS RECALDE ARCHITECTURAL WORKSHOP / LIGHTING DESIGN BIG ARCHITECTURAL LIGHTING

FEMTOLINE W

FEMTOLINE W DOWN-UP

FEMTOLINE W

1 PROFILE CONSTRUCTION

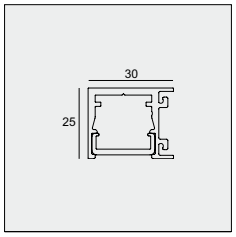

FTL W - PROFILE CL
366 00 00 CL ◇
◇ ANO
INCL.PC CLEAR

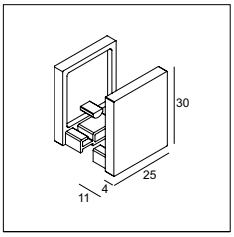

NL - END CAP SET
364 03 01 ◇
◇ A
SET OF 2 PCS
0,1

FTL W - PROFILE SBL
366 00 00 SBL ◇
◇ ANO
INCL.PC SBL
MAX.L / PROFILE: 6m
1,1 / m

2 PROFILE FIXATION

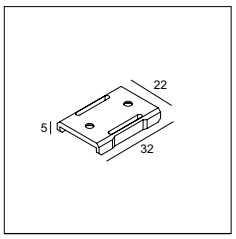

NL - FIXATION SET
364 06 11
SET OF 10 PCS
0,1

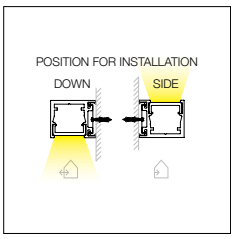

3 PROFILE CONNECTION

4 LIGHT MODULES

LEDFLEX IN & OUT
SUITABLE FOR
LEDFLEX IN & OUT
PAG 478

FEMTOLINE W DOWN-UP

1 PROFILE CONSTRUCTION

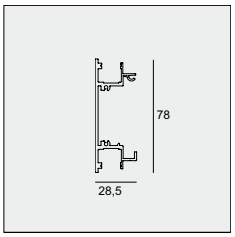

FTLWDU - PROFILE
426 00 00 ◇
◇ ANO / B / W
INCL.2 x PC SBL
MAX.L / PROFILE: 6m
1,0 / m

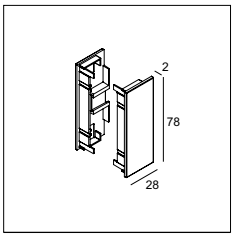

FTLWDU - END CAP SET
426 03 01 ◇
◇ A / B / W
SET OF 2 PCS
0,1

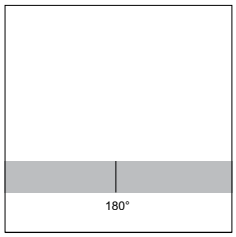

FTLWDU - CORNER 180°
426 06 01
0,1

2 PROFILE FIXATION

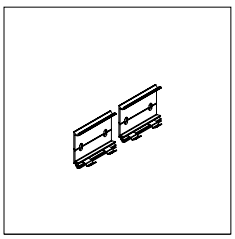

FTLWDU - FIXATION
426 14 01
SET OF 2 PCS
0,2

3 PROFILE CONNECTION

4 LIGHT MODULES

LEDFLEX IN
SUITABLE FOR
LEDFLEX IN
PAG 478

PRO

MICROLINE TR

A series of slim, made-to-measure LED profiles which stand out for their versatility and clean-cut design. The Microline profiles are designed to create uninterrupted lines of light, ideal to accentuate architectural lines or be used as general lighting.

PRO

MICROLINE TR
The Microline Trimless profiles are the perfect solution for cove lighting. The ability to create lines, internal and external corners allows the designer to draw all perimeters of the room, even those with the most expressive geometrics. An invisible light effect, all without interruption.

www.deltalight.com/microline-profile

MICROLINE TR

MICROLINE TRW

MICROLINE TRW +

MICROLINE TR

1 PROFILE CONSTRUCTION

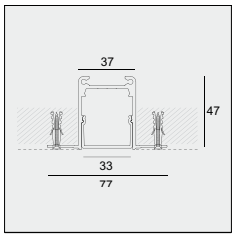

MIC TR - PROFILE
394 00 00 ◇
◇ ANO
INCL.PC SBL
MAX.L / PROFILE: 6m
1,0 / m

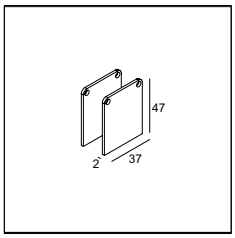

MIC TR/TRW - END CAP SET
394 03 01 ◇
◇ ANO
SET OF 2 PCS
0,1

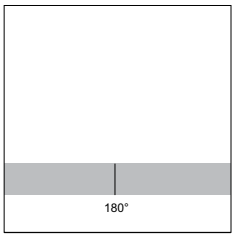

MIC TR - CORNER 180°
394 06 01
0,3

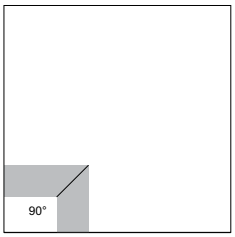

MIC TR - CORNER 90°
394 06 06
0,3

2 PROFILE FIXATION

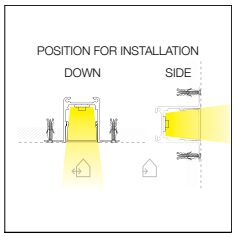

FIXATION
39 x L

3 PROFILE CONNECTION

4 LIGHT MODULES

LEDFLEX IN & OUT
SUITABLE FOR
LEDFLEX IN & OUT
PAG 478

MICROLINE TRW

1
PROFILE CONSTRUCTION

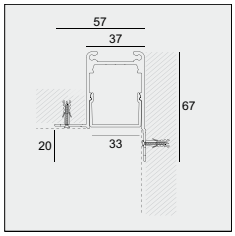

MIC TRW - PROFILE
396 00 00 ◇
◇ ANO
INCL.PC SBL
MAX.L / PROFILE: 6m
1,0 / m

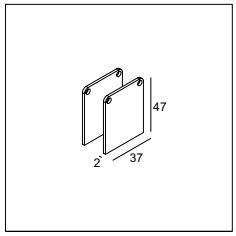

MIC TR/TRW - END CAP SET
394 03 01 ◇
◇ ANO
SET OF 2 PCS
0,1

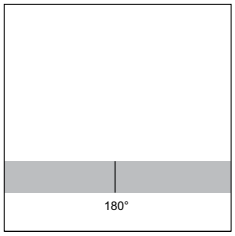

MIC TRW - CORNER 180°
396 06 01
0,3

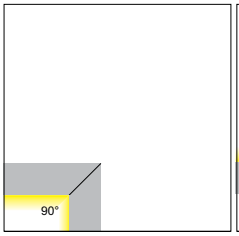

MIC TRW - CORNER 90° INT
396 06 06
0,3

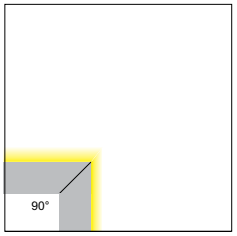

MIC TRW - CORNER 90° EXT
396 06 16
0,3

2
PROFILE FIXATION

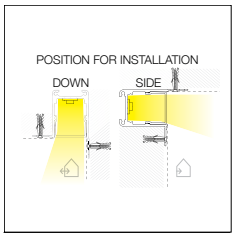

FIXATION
39 x L

3
PROFILE CONNECTION

4
LIGHT MODULES

LEDFLEX IN & OUT
SUITABLE FOR
LEDFLEX IN & OUT
PAG 478

PRO

MICROLINE TRW+

1 PROFILE CONSTRUCTION

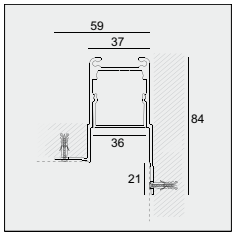

MIC TRW+ - PROFILE
396 01 00 00 ◇
◇ ANO
INCL.PC SBL
MAX.L / PROFILE: 6m
1,0 / m

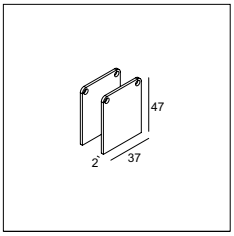

MIC TR/TRW - END CAP SET
394 03 01 ◇
◇ ANO
SET OF 2 PCS
0,1

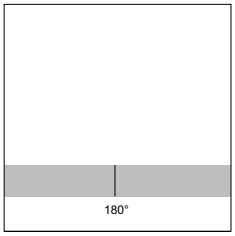

MIC TRW - CORNER 180°
396 06 01
0,3

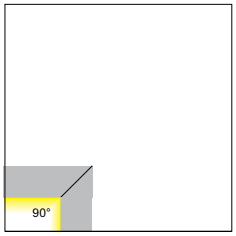

MIC TRW - CORNER 90° INT
396 06 06
0,3

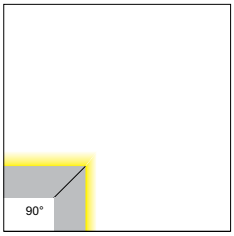

MIC TRW - CORNER 90° EXT
396 06 16
0,3

2 PROFILE FIXATION

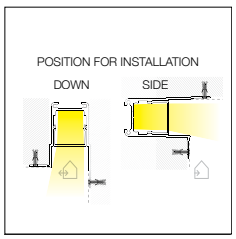

FIXATION
42 x L

3 PROFILE CONNECTION

4 LIGHT MODULES

LEDFLEX IN & OUT
SUITABLE FOR
LEDFLEX IN & OUT
PAG 478

PRO

LEDFLEX **PROFILES**

BORDERLINE

With the Borderline profile Delta Light introduces a generation of recessed led profiles, setting standards in the indirect lighting segment. It features a remarkable trimless finishing, although easy to install and finish.

The Borderline can be used for both wall and ceiling application, enabling you to frame the room with light. Available with RGB, tunable white, warm or cold white LEDs, offering a contemporary indirect lighting solution with exceptional eye for architectural detail.

www.deltalight.com/borderline-profile

PRO

1
PROFILE CONSTRUCTION

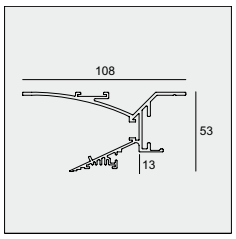

BL - PROFILE
371 00 00 ◇
◇ W
MAX.L / PROFILE: 6m
1,5 / m

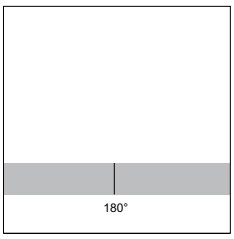

BL - CORNER 180°
371 06 01
0,3

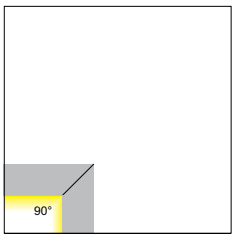

BL - CORNER 90° INT
371 06 06
0,3

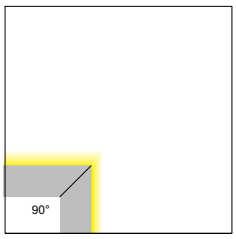

BL - CORNER 90° EXT
371 06 16
0,3

2
PROFILE FIXATION

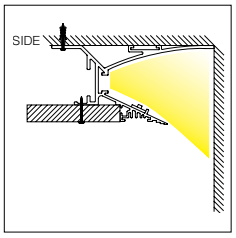

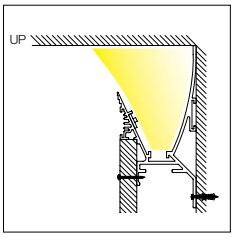

3
PROFILE CONNECTION

4
LIGHT MODULES

LEDFLEX IN & OUT
SUITABLE FOR
LEDFLEX IN & OUT
PAG 478

OUTLINER

Outliner defines the perimeter. It comes as single luminaire or as a bespoke profile, perfectly optimizable to any desired length. Designed as an unobtrusive linear solution, Outliner shields off the light source and gently casts its light towards the surface. As such, Outliner is ideal to serve as perimeter lighting across paths, terraces or parking lots, areas that function as passageway.

PRO

www.deltalight.com/outliner-profile

1
PROFILE CONSTRUCTION

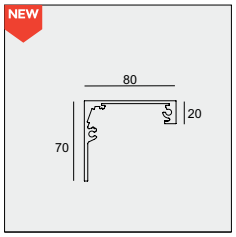

OTL - PROFILE
27800 0000 ◇
◇ N
MAX.L / PROFILE: 6m
1,0 / m

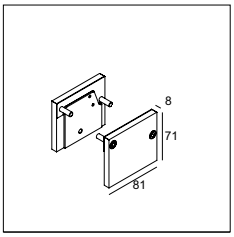

OTL - END CAP SET
27800 0310 ◇
◇ N
SET OF 2 PCS
0,1

2
PROFILE FIXATION

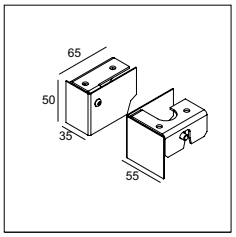

OTL - FIXATION SET
27800 1410
SET OF 2 PCS
0,1

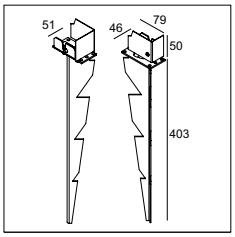

OTL - PIN SET
27800 1490
SET OF 2 PCS
0,1

3
PROFILE CONNECTION

4
LIGHT MODULES

LEDFLEX OUT
SUITABLE FOR
LEDFLEX OUT
PAG 478

PRO

LEDFLEX

5m - 24V-DC
MOUNTED

0,3

SUITABLE FOR ALL PROFILES FROM PAG 446-476
NO LEDFLEX OUT FOR: FEMTOLINE W D/U, WALLGRAZER AND DOT.COM WALLWASH TR

	WHITE				SOFT DIM	TW	RGB	RGB / TW
	Dividable per 50mm 140 smd LED/m	Dividable per 33,3mm 210 smd LED/m	Dividable per 62,5mm 128 smd LED/m	Dividable per 50mm 160 smd LED/m	Dividable per 62.5mm 224 smd LED/m	Dividable per 71,42mm 224 smd LED/m	Dividable per 50mm 120 smd LED/m	Dividable per 62,5mm 96 smd LED/m
	5W/m 551lm/m	**10W/m 1045lm/m**	**15W/m 1853lm/m**	**20W/m 2470lm/m**	**18W/m 1460 lm/m**	**19,2W/m [1] 2500lm/m**	**11W/m**	**19,2W/m**
CRI > 90	**LEDFLEX**	**LEDFLEX MP**	**LEDFLEX FP**	**LEDFLEX HP**	**LEDFLEX SD**	**LEDFLEX TW**	**LEDFLEX RGB**	**LEDFLEX RGB TW**
4000K								
IN	**21031 0060**	**21031 0140**	**21031 0220**	**21031 0300**				
OUT (IP65)	**21031 0100**	**21031 0180**	**21031 0260**					
3000K								
IN	**21031 0040**	**21031 0120**	**21031 0200**	**21031 0280**				
OUT (IP65)	**21031 0080**	**21031 0160**	**21031 0240**					
2700K								
IN	**21031 0030**	**21031 0110**	**21031 0190**	**21031 0270**				
OUT (IP65)	**21031 0070**	**21031 0150**	**21031 0230**					
1800K ▸ 3000K								
IN					**21031 0020**			
OUT (IP65)								
2700K ▸ 6500K								
IN						**21031 0390**		
OUT (IP65)								
RGB								
IN							**21031 0400**	
OUT (IP65)							**21031 0410**	
RGB WW / TW [2]								
IN								**21031 0420**
OUT (IP65)								

NEW

LED POWER SUPPLY 24V-DC / INFO PAG TEC 26 (max. 3m/powerline for ledflex > 15W/m)								
24W / IP20 NON DIMMABLE **21012 0160**	max. 4,8m	max. 2,4m	max. 1,6m	max. 1,2m	max. 1,3m	max. 1,2m	max. 2,1m	max. 1,2m
150W / IP67 NON DIMMABLE **300 89 24 150**	max. 30m	max. 15m	max. 10m	max. 7,5m	max. 8,3m	max. 7,8m	max. 13,6m	max. 7,8m
60W / IP20 DIM1 (0-10V) **21012 0171**	max. 12m	max. 6m	max. 4m	max. 3m	-	max. 3,1m*	max. 5,4m*	max. 3,1m*
90W / IP20 DIM1 (0-10V) **21012 0181**	max. 18m	max. 9m	max. 6m	max. 4,5m	-	max. 4,6m*	max. 8,1m*	max. 4,6m*
120W / IP20 DIM1 (0-10V) **21012 0191**	max. 24m	max. 12m	max. 8m	max. 6m	-	max. 6,2m*	max. 10,9m*	max. 6,2m*
60W / IP67 DIM1 (0-10V) **21012 0101**	max. 12m	max. 6m	max. 4m	max. 3m	-	max. 3,1m*	max. 5,4m*	max. 3,1m*
90W / IP67 DIM1 (0-10V) **21012 0111**	max. 18m	max. 9m	max. 6m	max. 4,5m	-	max. 4,6m*	max. 8,1m*	max. 4,6m*
120W / IP67 DIM1 (0-10V) **21012 0121**	max. 24m	max. 12m	max. 8m	max. 6m	-	max. 6,2m*	max. 10,9m*	max. 6,2m*
60W / IP20 DIM5 (DALI DIM) **21012 0205**	max. 12m	max. 6m	max. 4m	max. 3m	-	max. 3,1m*	max. 5,4m*	max. 3,1m*
100W / IP20 DIM5 (DALI DIM) **21012 0225**	max. 20m	max. 10m	max. 6,6m	max. 5m	-	max. 5,2m*	max. 9m*	max. 5,2m*
60W / IP67 DIM5 (DALI DIM) **21012 0135**	max. 12m	max. 6m	max. 4m	max. 3m	-	max. 3,1m*	max. 5,4m*	max. 3,1m*
90W / IP67 DIM5 (DALI DIM) **21012 0145**	max. 18m	max. 9m	max. 6m	max. 4,5m	-	max. 4,6m*	max. 8,1m*	max. 4,6m*
120W / IP67 DIM5 (DALI DIM) **21012 0155**	max. 24m	max. 12m	max. 8m	max. 6m	-	max. 6,2m*	max. 10,9m*	max. 6,2m*
RGB / RGB TW DRIVER / INFO PAG TEC 28						**300 90 331**	**300 90 331**	**21032 0010**
TOUCH CONTROLLER / INFO PAG TEC 28						**300 90 332**	**300 93 330**	**21032 0120**
24V-DC DIM UNIT INFO PAG TEC 28					**300 90 003 ED1** **300 90 003 ED5** **300 90 010**			

DIM1 DIMMING BY 1-10V
DIM5 DIMMINB BY DALI

[1] 19,2W IS MAXIMUM POWER FOR COMBINATION OF TUNABLE WHITE COLOURS

[2] RGB = 11,52W/m - TW = 7,68W/m - TW = 2700-6500K

* TO BE USED AS NON DIM

OPTIONS
24V-DC / 4A DIM1 UNIT ▸ **300 90 003 ED1** (for SOFT DIM)
24V-DC / 4A DIM5 UNIT ▸ **300 90 003 ED5** (for SOFT DIM)
24V-DC / 2x 4A WIRELESS DIM UNIT ▸ **300 90 010** (for SOFT DIM)

LEDFLEX HP
ONLY IN FREE STANDING PROFILES

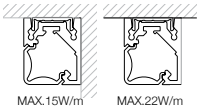

PRO

ONE AND ONLY

A peculiar profile, both functional as decorative. The design of the body allows you to have up to 5 lines of light out of 1 profile, 3 for direct and 2 for indirect lighting. The soft glow of the light along the sides of the profile makes the One-And-Only float through the air, a powerful blend of light for an eye-catching look.

PRO

www.deltalight.com/one-and-only-profile



1 PROFILE CONSTRUCTION

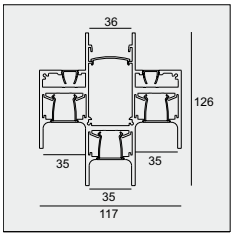

OAO - PROFILE
404 00 00 ◇
◇ B / GC / W
INCL.PC SBL HE
MAX.L / PROFILE: 5m
I 5,3 / m

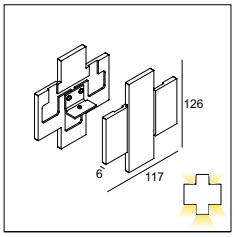

OAO - END CAP SET
404 03 01 ◇
◇ B / W
SET OF 2 PCS
0,4

2 PROFILE FIXATION

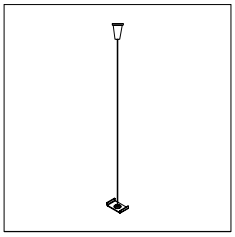

OAO - CABLE SUSPENSION SINGLE 1,6
404 09 01
L 1,6m
0,1

OPTIONS
SUSPENSION ST
▸ **15225 0340** B / W

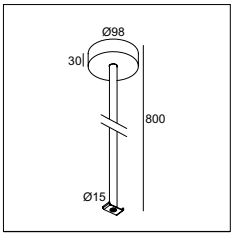

OAO - ROD SUSPENSION 0,4m
328 27 40 ◇
◇ B / W
0,1
EXCL. CABLING

OAO - ROD SUSPENSION 0,8m
328 27 80 ◇
◇ B / W
0,1
EXCL. CABLING

3 PROFILE CONNECTION

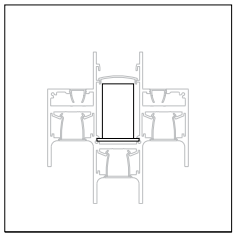

LED POWER SUPPLY 24V-DC KIT 60W DIM1
404 24 60 ED1
220-240V / 50-60Hz
I 0,1 IP20

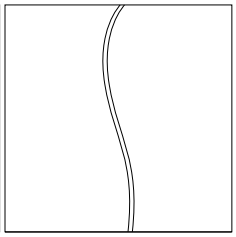

CURRENT SUPPLY L1,5m
377 98 51 - 3 x 0,75mm²
377 99 51 - 5 x 0,75mm²

LED POWER SUPPLY 24V-DC KIT 100W
404 24 100
220-240V / 50-60Hz
I 0,1 IP20

CURRENT SUPPLY L6,0m
377 98 56 - 3 x 0,75mm²
377 99 56 - 5 x 0,75mm²

OPTIONS
CONNECTION ST ▸ **15225 0360** B / W
CABLE BASE R ◇ ▸ **203 99 55** ANO / B / W
CABLE BASE S ◇ ▸ **203 99 56** ANO / B / W
COVERSET R 62-90-100 / S 62-80-90

4 LIGHT MODULES

NEW

5m - 24V-DC
MOUNTED
0,3

	WHITE
	Dividable per 33,3mm 210 smd LED/m
	10W/m **1045lm/m**
CRI > 90	**LEDFLEX IN MP**
4000K	
IN	**21031 0140**
3000K	
IN	**21031 0120**
2700K	
IN	**21031 0110**

NEW **LED POWER SUPPLY 24V-DC** / INFO PAG TEC 26 (max. 5m/powerline)

24W / IP20 NON DIMMABLE **21012 0160**	max. 2,4m
150W / IP67 NON DIMMABLE **300 89 24 150**	max. 15m
60W / IP20 DIM1 (0-10V) **21012 0171**	max. 6m
90W / IP20 DIM1 (0-10V) **21012 0181**	max. 9m
120W / IP20 DIM1 (0-10V) **21012 0191**	max. 12m
60W / IP67 DIM1 (0-10V) **21012 0101**	max. 6m
90W / IP67 DIM1 (0-10V) **21012 0111**	max. 9m
120W / IP67 DIM1 (0-10V) **21012 0121**	max. 12m
60W / IP20 DIM5 (DALI DIM) **21012 0205**	max. 6m
100W / IP20 DIM5 (DALI DIM) **21012 0225**	max. 10m
60W / IP67 DIM5 (DALI DIM) **21012 0135**	max. 6m
90W / IP67 DIM5 (DALI DIM) **21012 0145**	max. 9m
120W / IP67 DIM5 (DALI DIM) **21012 0155**	max. 12m

DIM1 DIMMING BY 1-10V
DIM5 DIMMINB DALI

PRO

MICROLINE 40/60

PRO

A series of slim, made-to-measure LED profiles which stand out for their versatility and clean-cut design. The Microline profiles are designed to create uninterrupted lines of light, ideal to accentuate architectural lines or be used as general lighting.

MICROLINE 40/60
The Microline 40/60 profile was created as a high efficiency replacement for the original 30/50 profile. The high-output led array is available with a dimmable power supply with 151lm/W and as a non-dimmable version delivering 167lm/W.
In addition, the 40+ features a protruding polycarbonate for extra wide light output.

www.deltalight.com/microline-profile

MICROLINE 60

MICROLINE 40

MICROLINE 40+

PROJECT AZ DELTA GENERAL HOSPITAL ROESELARE CAMPUS / ARCHITECT VK ARCHITECTS & ENGINEERS / INSTALLATION EEG GROUP

MICROLINE 60

PRO

1
PROFILE CONSTRUCTION

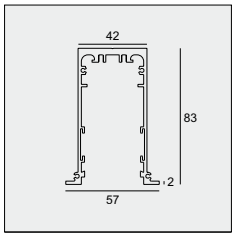

MIC60 - PROFILE
399 03 00 ◇
◇ ANO / W
MAX.L / PROFILE: 6m
1,7 / m

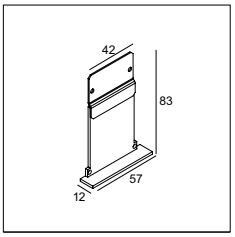

MIC60 - END CAP
399 03 03 01 ◇
◇ ANO / W
0,2

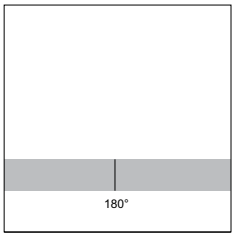

MIC - CORNER 180°
399 06 01
0,3

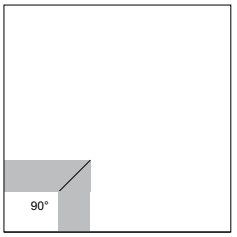

MIC - CORNER 90°
399 06 06
0,3

2
PROFILE FIXATION

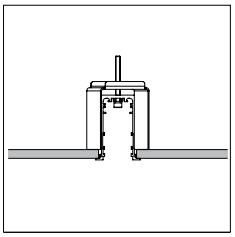

MIC60 - INSIDE CLIP
399 03 14 01
49 x (L + 10) x 120
max.25
0,1

3
PROFILE CONNECTION

4
LIGHT MODULES
SEE PAG 486

MICROLINE 40

1 PROFILE CONSTRUCTION

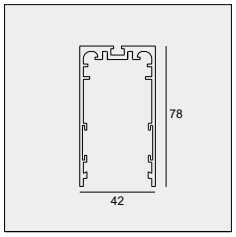

MIC40/40+ - PROFILE
399 01 00 ◇
◇ ANO / B / W
MAX.L / PROFILE: 6m
1,4 / m

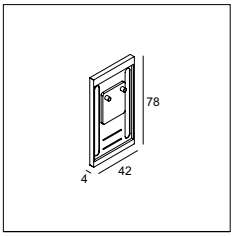

MIC40 - END CAP
399 01 03 01 ◇
◇ A / B / W
0,1

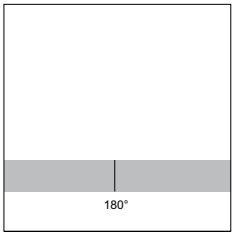

MIC - CORNER 180°
399 06 01
0,2

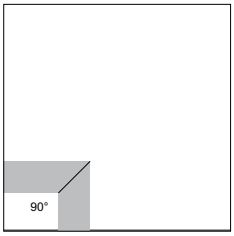

MIC - CORNER 90°
399 06 06
0,2

2 PROFILE FIXATION

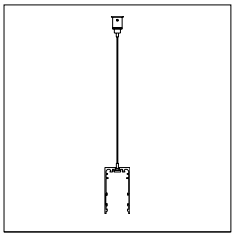

SUSPENSION 2 SINGLE 1,6
328 12 01
L1,6m
0,1

SUSPENSION 2 SINGLE 6,0
328 12 06
L 6,0m
0,1

OPTIONS
SUSPENSION ST
▸ **15225 0340** B / W

3 PROFILE CONNECTION

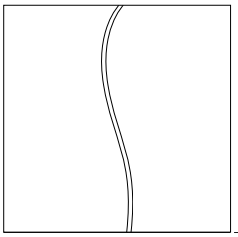

CURRENT SUPPLY L1,6m
399 98 51 - 3 x 0,75mm²
399 99 51 - 5 x 0,75mm²
L1,6m
0,1

CURRENT SUPPLY L6,0m
399 98 56 - 3 x 0,75mm²
399 99 56 - 5 x 0,75mm²
L 6,0m
0,1

OPTIONS
CONNECTION ST ▸ **15225 0360** B / W
CABLE BASE R ◇ ▸ **203 99 55** ANO / B / W
CABLE BASE S ◇ ▸ **203 99 56** ANO / B / W
COVERSET R 62-90-100 / S 62-80-90

4 LIGHT MODULES

SEE PAG 486

MICROLINE 40+

1 PROFILE CONSTRUCTION

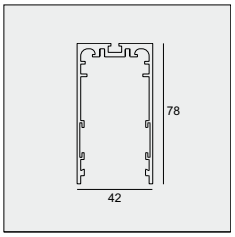

MIC40/40+ - PROFILE
399 01 00 ◇
◇ ANO / B / W
MAX.L / PROFILE: 6m
1,4 / m

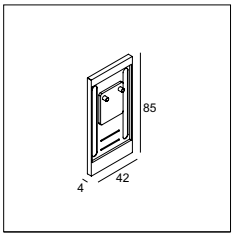

MIC40+ - END CAP
399 02 03 01 ◇
◇ A / B / W
0,1

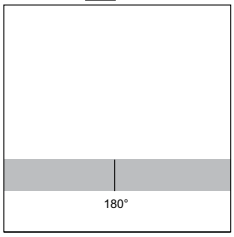

MIC - CORNER 180°
399 06 01
0,2

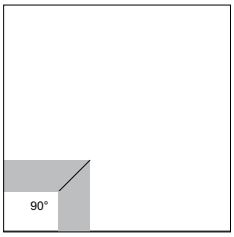

MIC - CORNER 90°
399 06 06
0,2

2 PROFILE FIXATION

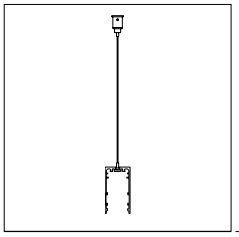

SUSPENSION 2 SINGLE 1,6
328 12 01
L1,6m
0,1

SUSPENSION 2 SINGLE 6,0
328 12 06
L 6,0m
0,1

OPTIONS
SUSPENSION ST
▸ **15225 0340** B / W

3 PROFILE CONNECTION

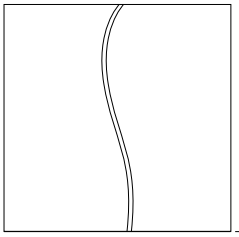

CURRENT SUPPLY L1,6m
399 98 51 - 3 x 0,75mm²
399 99 51 - 5 x 0,75mm²
L1,6m
0,1

CURRENT SUPPLY L6,0m
399 98 56 - 3 x 0,75mm²
399 99 56 - 5 x 0,75mm²
L 6,0m
0,1

OPTIONS
CONNECTION ST ▸ **15225 0360** B / W
CABLE BASE R ◇ ▸ **203 99 55** ANO / B / W
CABLE BASE S ◇ ▸ **203 99 56** ANO / B / W
COVERSET R 62-90-100 / S 62-80-90

4 LIGHT MODULES

SEE PAG 486

MICROLINE 60/40 LED ARRAY DOWN

CRI 90 UP GRADE

		3000K / CRI>90 3625lm/m / 166lm/W		
		NON DIM	1-10V DIM	DALI DIM / SWITCH
12W	L 560mm	**399 610 12 E**	**399 610 12 ED1**	**399 610 12 ED2**
18W	L 840mm	**399 610 18 E**	**399 610 18 ED1**	**399 610 18 ED2**
24W	L 1120mm	**399 610 24 E**	**399 610 24 ED1**	**399 610 24 ED2**
30W	L 1400mm	**399 610 30 E**	**399 610 30 ED1**	**399 610 30 ED2**
36W	L 1680mm	**399 610 36 E**	**-**	**399 610 36 ED2**
48W	L 2240mm	**399 610 48 E**	**-**	**399 610 48 ED2**

220-240V / 50-60Hz
IP20

CRI 90 UP GRADE

HIGH EFFICIENCY

		3000K / CRI>90 1879lm/m / 179lm/W
		NON DIM
6W	L 560mm	**399 613 06 E**
9W	L 840mm	**399 613 09 E**
12W	L 1120mm	**399 613 12 E**
15W	L 1400mm	**399 613 15 E**
18W	L 1680mm	**399 613 18 E**
24W	L 2240mm	**399 613 24 E**

220-240V / 50-60Hz
IP20

REQUIREMENTS FOR MIC40 / MIC60
MIC 40/60 - PC SBL PROFILE HE / m (max.L6m) ▸ **399 01 02 05 SBL HE**
or
MIC 40/60 - PC SBL PROFILE ROLL 8m ▸ **399 01 02 08 SBL**
or
MIC 40/60 - PC SBL PROFILE ROLL 15m ▸ **399 01 02 15 SBL**

REQUIREMENTS FOR MIC40+
MIC 40+ - PC SBL PROFILE HE / m (max.L6m) ▸ **399 02 02 05 SBL HE**

MIC 40/60 - PC SBL PROFILE HE

MIC 40/60 - PC SBL PROFILE ROLL 8m
MIC 40/60 - PC SBL PROFILE ROLL 15m

MIC 40+ - PC SBL PROFILE HE

FOR CONTINUOUS ILLUMINATION OF CORNERS START MODULES AT 7mm
FROM CENTER LINE OF PROFILE

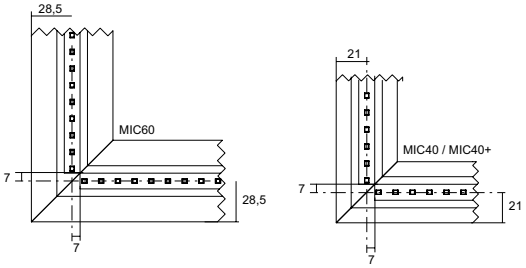

STREAMLINER TR / 85

PRO

The made-to-measure Streamliner is a very versatile LED-focused profile family. Its multiple installation options combined with the possibility to add spots and downlights, allow Streamliner to be used in various applications. Inside, the LED array is available in 2 different output levels and can be finished with an opal or prismatic cover. The possibility to use Tunable White, emergency modules and sensors further add to the flexibility of Streamliner

Streamliner can be recessed mounted, with (Streamliner 85) or without trim (Streamliner TR), surface or pendant mounted. As a pendant version, the profile can be used with only direct light or there is also the opportunity to have it direct-indirect. To give the profile even more flexibility, also integrated downlighters and additional spots are available.

STREAMLINER TR / STREAMLINER 85
Streamliner TR and Streamliner 85 are the recessed solutions within the Streamliner range.
Streamliner TR can be finished without any visible trim, while Streamliner 85 has a small trim covering the hole in the ceiling.
In both cases a homogenous line of light is all you see, as the profile completely disappears into the ceiling.
Fully lit corners allow you to play around with lines of light, creating unique patters that strengthen the architecture of the building.

www.deltalight.com/streamliner-profile

STREAMLINER TR

STREAMLINER 85

ERIBO / INTERIEURBUREAU PEDRO VERHUE

STREAMLINER TR

1
PROFILE CONSTRUCTION

PRO

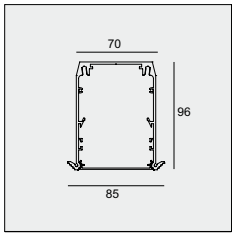

SRL TR - PROFILE
389 04 00 00 ◇
◇ ANO
MAX.L / PROFILE: 6m
2,1 / m

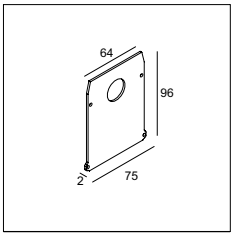

SRL TR - END CAP
389 04 03 01 ◇
◇ ANO
0,1

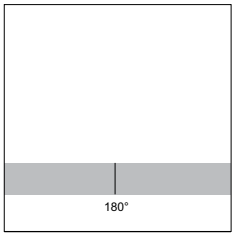

SRL 85/TR - CORNER 180°
389 03 06 01
0,3

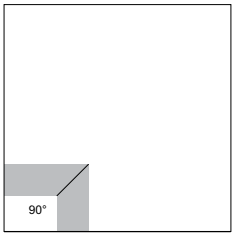

SRL 85/TR - CORNER 90°
389 03 06 06
0,2

2
PROFILE FIXATION

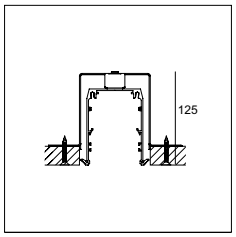

SRL TR - CLIP
389 04 14 01
90 x (L + 10) x 125
min.6 / max.25
0,1

3
PROFILE CONNECTION

4
LIGHT MODULES
SEE PAG 496-499

STREAMLINER 85

1 PROFILE CONSTRUCTION

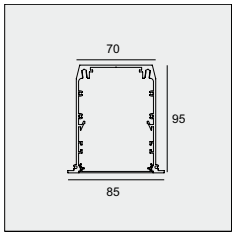

SRL 85 - PROFILE
389 03 00 00 ◇
◇ ANO / W
MAX.L / PROFILE: 6m
2,1 / m

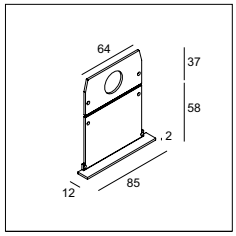

SRL TR - END CAP
389 03 03 01 ◇
◇ ANO / W
0,1

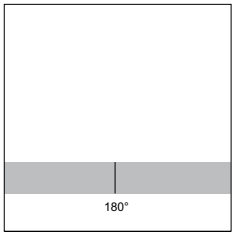

SRL 85/TR - CORNER 180°
389 03 06 01
0,3

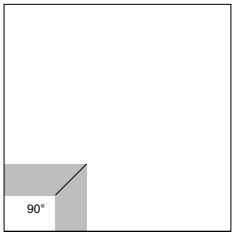

SRL 85/TR - CORNER 90°
389 03 06 06
0,2

2 PROFILE FIXATION

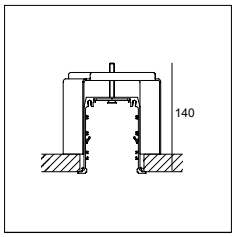

SRL 85 - INSIDE CLIP
389 03 14 01
78 x (L + 5) x 140
max.35
0,1

3 PROFILE CONNECTION

4 LIGHT MODULES

SEE PAG 496-499

STREAMLINER 70S / 70L

The made-to-measure Streamliner is a very versatile LED-focused profile family. Its multiple installation options combined with the possibility to add spots and downlights, allow Streamliner to be used in various applications. Inside, the LED array is available in 2 different output levels and can be finished with an opal or prismatic cover. The possibility to use Tunable White, emergency modules and sensors further add to the flexibility of Streamliner

Streamliner can be recessed mounted, with (Streamliner 85) or without trim (Streamliner TR), surface or pendant mounted. As a pendant version, the profile can be used with only direct light or there is also the opportunity to have it direct-indirect. To give the profile even more flexibility, also integrated downlighters and additional spots are available.

STREAMLINER 70S / 70L
Streamliner 70S and 70L can be used for surface mounted or suspended applications, both offering the possibility to be used as a direct-indirect or purely direct line of light. With its Dimensions of 70 by 85mm, Streamliner 70S has a more minimalistic look, while Streamliner 70L (70 by 108mm) enables to hide away an emergency unit inside its body.

www.deltalight.com/streamliner-profile

STREAMLINER 70S

STREAMLINER 70L

ARCHITECT STUDIO MEULENEERS KREFELD / PHOTOGRAPHER KIRSTEN BUCHER

STREAMLINER 70S

1
PROFILE CONSTRUCTION

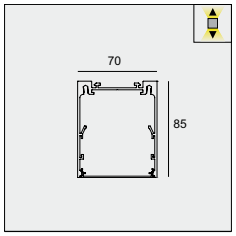

SRL 70S - PROFILE
389 01 00 00 ◇
◇ ANO / B / W
MAX.L / PROFILE: 6m
2,0 / m

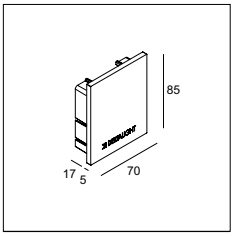

SRL 70S - END CAP
389 01 03 01 ◇
◇ A / B / W
0,1

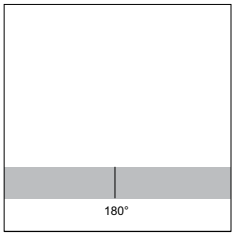

SRL 70 - CORNER 180°
389 01 06 01
0,3

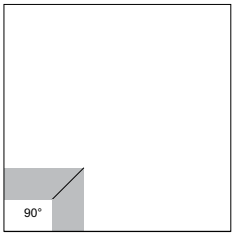

SRL 70 - CORNER 90°
389 01 06 06
0,2

2
PROFILE FIXATION



SUSPENSION 20 SINGLE 1,6
377 20 21
L1,6m
0,1

SUSPENSION 20 SINGLE 6,0
377 20 26
L 6,0m
0,1

OPTIONS
SUSPENSION ST
▸ **15225 0340** B / W

3
PROFILE CONNECTION

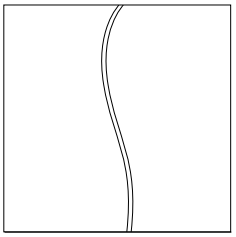

CURRENT SUPPLY L1,6m
377 98 51 - 3 x 0,75mm²
377 99 51 - 5 x 0,75mm²
L1,6m
0,1

CURRENT SUPPLY L6,0m
377 98 56 - 3 x 0,75mm²
377 99 56 - 5 x 0,75mm²
L 6,0m
0,1

OPTIONS
CONNECTION ST ▸ **15225 0360** B / W
CABLE BASE R ◇ ▸ **203 99 55** ANO / B / W
CABLE BASE S ◇ ▸ **203 99 56** ANO / B / W
COVERSET R 62-90-100 / S 62-80-90

4
LIGHT MODULES
SEE PAG 496-499

STREAMLINER 70L

1 PROFILE CONSTRUCTION

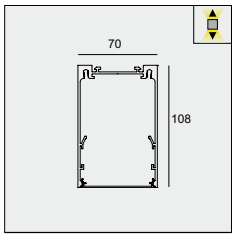

SRL 70L - PROFILE
389 02 00 00 ◇
◇ ANO / B / W
MAX.L / PROFILE: 6m
2,0 / m

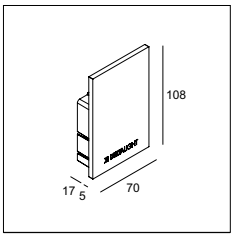

SRL 70L - END CAP
389 02 03 01 ◇
◇ A / B / W
0,1

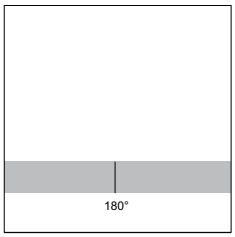

SRL 70 - CORNER 180°
389 01 06 01
0,3

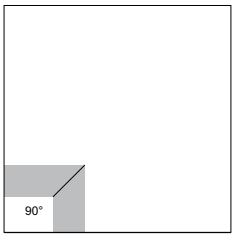

SRL 70 - CORNER 90°
389 01 06 06
0,2

2 PROFILE FIXATION

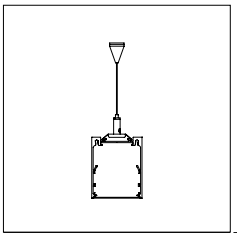

SUSPENSION 20 SINGLE 1,6
377 20 21
L1,6m
0,1

SUSPENSION 20 SINGLE 6,0
377 20 26
L 6,0m
0,1

OPTIONS
SUSPENSION ST
▸ **15225 0340** B / W

3 PROFILE CONNECTION

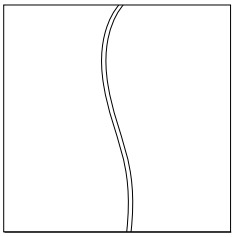

CURRENT SUPPLY L1,6m
377 98 51 - 3 x 0,75mm²
377 99 51 - 5 x 0,75mm²
L1,6m
0,1

CURRENT SUPPLY L6,0m
377 98 56 - 3 x 0,75mm²
377 99 56 - 5 x 0,75mm²
L 6,0m
0,1

OPTIONS
CONNECTION ST ▸ **15225 0360** B / W
CABLE BASE R ◇ ▸ **203 99 55** ANO / B / W
CABLE BASE S ◇ ▸ **203 99 56** ANO / B / W
COVERSET R 62-90-100 / S 62-80-90

4 LIGHT MODULES

SEE PAG 496-499

PRO

SRL LED ARRAY DOWN

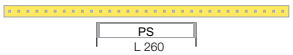

		CRI 90 UP GRADE 3000K / CRI>90 3625lm/m / 166lm/W		
		NON DIM	1-10V DIM	DALI DIM / SWITCH
12W	L 560mm	**389 610 12 E**	**389 610 12 ED1**	**389 610 12 ED2**
18W	L 840mm	**389 610 18 E**	**389 610 18 ED1**	**389 610 18 ED2**
24W	L 1120mm	**389 610 24 E**	**389 610 24 ED1**	**389 610 24 ED2**
30W	L 1400mm	**389 610 30 E**	**389 610 30 ED1**	**389 610 30 ED2**
36W	L 1680mm	**389 610 36 E**	**389 610 36 ED1**	**389 610 36 ED2**
48W	L 2240mm	**389 610 48 E**	**389 610 48 ED1**	**389 610 48 ED2**

220-240V / 50-60Hz
IP20

		CRI 90 UP GRADE HIGH EFFICIENCY 3000K / CRI>90 1879lm/m / 179lm/W
		NON DIM
6W	L 560mm	**389 613 06 E**
9W	L 840mm	**389 613 09 E**
12W	L 1120mm	**389 613 12 E**
15W	L 1400mm	**389 613 15 E**
18W	L 1680mm	**389 613 18 E**
24W	L 2240mm	**389 613 24 E**

220-240V / 50-60Hz
IP20

SRL LED ARRAY CORNER DOWN



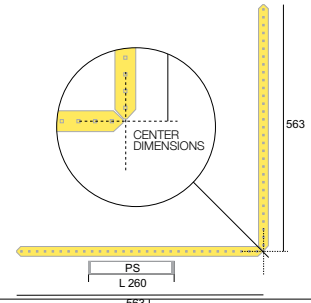

		CRI 90 UP GRADE 3000K / CRI>90 3625lm/m / 166lm/W		
		NON DIM	1-10V DIM	DALI DIM / SWITCH
2 x 12W	L 2 x 563mm	**389 610 212 E**	**389 610 212 ED1**	**389 610 212 ED2**

220-240V / 50-60Hz
IP20

		CRI 90 UP GRADE HIGH EFFICIENCY 3000K / CRI>80 1879lm/m / 179lm/W
		NON DIM
2 x 6W	L 2 x 563mm	**389 613 206 E**

220-240V / 50-60Hz
IP20

SRL LED ARRAY DOWN TW

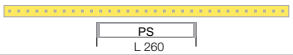

		2700-5700K / CRI>80 2149-2373lm/m
		DALI DIM
21W	L 840mm	**389 610 26 18 ED5**
28W	L 1120mm	**389 610 26 24 ED5**
35W	L 1400mm	**389 610 26 30 ED5**
42W	L 1680mm	**389 610 26 36 ED5**
56W	L 2240mm	**389 610 26 48 ED5**

2 DALI CONTROL CHANNELS DT6
220-240V / 50-60Hz
IP20

REQUIREMENTS
SRL-PC SBL PROFILE /m ▸ **389 02 05 SBL**
or
SRL-PC PRISMATIC PROFILE /m ▸ **389 02 06 PR**
MAX.L / PROFILE 6m - 0,2 / m

SRL-PC SBL PROFILE

SRL-PC PRISMATIC PROFILE

INCL.CABLING 1 CIRCUIT
CABLING EXTRA CIRCUIT / MODULE **328 90 01**

SRL LED ARRAY DOWN + EMERGENCY UNIT

NOT FOR SRL 70S

PS
L 260

		NON DIM	1-10V DIM	DALI DIM / SWITCH
		3000K / CRI>90		
		3625lm/m / 166lm/W / 1H / BLF 14%		
24W	L 1120mm	**389 610 24 E EM1**	**389 610 24 ED1 EM1**	**389 610 24 ED2 EM1**

220-240V / 50-60Hz
IP20

HIGH EFFICIENCY

		NON DIM
		3000K / CRI>80
		1879lm/m / 179lm/W / 1H / BLF 14%
12W	L 1120mm	**389 613 12 E EM1**

220-240V / 50-60Hz
IP20

SRL 70 S / L LED ARRAY UP

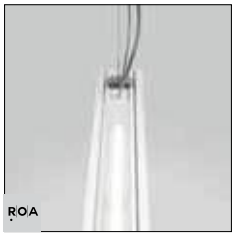

L SRL 70S

PS
260

		NON DIM	1-10V DIM	DALI DIM / SWITCH
		3000K / CRI>90		
		3625lm/m / 166lm/W		
12W	L 560mm	**389 01 620 12 E**	**389 01 620 12 ED1**	**389 01 620 12 ED2**
24W	L 1120mm	**389 01 620 24 E**	**389 01 620 24 ED1**	**389 01 620 24 ED2**

220-240V / 50-60Hz
IP20

L SRL 70L

PS
260

		NON DIM	1-10V DIM	DALI DIM / SWITCH
		3000K / CRI>90		
		3625lm/m / 166lm/W		
12W	L 560mm	**389 02 620 12 E**	**389 02 620 12 ED1**	**389 02 620 12 ED2**
24W	L 1120mm	**389 02 620 24 E**	**389 02 620 24 ED1**	**389 02 620 24 ED2**

INCL.PC CLEAR UP
220-240V / 50-60Hz
IP20

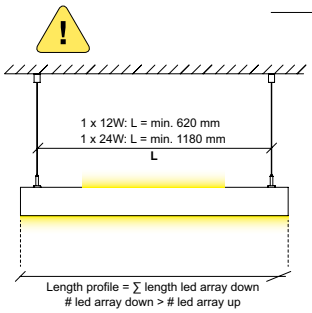

REQUIREMENTS
SRL-PC SBL PROFILE ▸ **389 02 05 SBL**
or
SRL-PC PRISMATIC PROFILE ▸ **389 02 06 PR**
MAX.L / PROFILE 6m - 0,2 / m

OPTIONS
SRL-AMBIENT LIGHT & MOTION SENSOR DIM2
389 92 00 ED2 ◇
◇ = ANO / B / W
220-240V / 50-60Hz
IP20



INFRARED PROGRAMMING UNIT
300 90 019

SRL M10 FOR SPY 52

L 250

L 450

For 1 x SPY 52 M10 / 500mA-DC		
NON DIM	1-10V DIM	DALI DIM SWITCH
389 90 01	**389 90 01 ED1**	**389 90 01 ED5**
EXCL.1 x SPY 52 M10 220-240V / 50-60Hz IP20	EXCL.1 x SPY 52 M10 220-240V / 50-60Hz IP20	EXCL.1 x SPY 52 M10 110-240V / 50-60Hz IP20

L 450

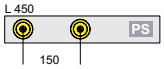

For 2 x SPY 52 M10 / 500mA-DC		
NON DIM	1-10V DIM	DALI DIM SWITCH
389 90 02	**389 90 02 ED1**	**389 90 02 ED5**
EXCL.2 x SPY 52 M10 220-240V / 50-60Hz IP20	EXCL.2 x SPY 52 M10 220-240V / 50-60Hz IP20	EXCL.2 x SPY 52 M10 110-240V / 50-60Hz IP20

SPY 52 M10

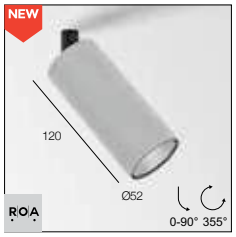

3000K / CRI>90		2700K / CRI>90	
LED 8.6W / 1089lm / 500mA		LED 8.6W / 1041lm / 500mA	
20°	45°	20°	45°
18696 9320 ◇	**18696 9330** ◇	**18696 9220** ◇	**18696 9230** ◇
◇ B / W			

III 0,4 IP20

REQUIREMENTS
SPY 52 TUBE ◇ ▸ **19810 0100** B / FBR / FG / GC / W

ACCESSORIES
HONEYCOMB / LENS / GLASS 42

INCL.CABLING 1 CIRCUIT
CABLING EXTRA CIRCUIT / MODULE **328 90 01**

SRL LED

L 250

PS

3000K / CRI>90	2700K / CRI>90
LED 6.4W / 587lm / 350mA	
40°	
389 611 933	**389 611 923**

220-240V / 50-60Hz
0,2 IP20

L 450

PS

90

3000K / CRI>90	2700K / CRI>90
2 x LED 6.4W / 587lm / 350mA	
40°	
389 612 933	**389 612 923**

220-240V / 50-60Hz
0,2 IP20

SHELFLINE

A series of miniature profiles, to be finished with the ledflex of your choice. Ideal to softly enlighten shelves, cupboards, wardrobes or for other indirect lighting applications.

www.deltalight.com/shelfline-profile

PRO

SHELFLINE 20 ST

SHELFLINE 18

SHELFLINE 19

SHELFLINE 20 ST

1 PROFILE CONSTRUCTION

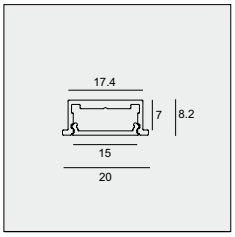

SHL20 ST - PROFILE
398 01 00 ◇
◇ ANO
MAX.L / PROFILE: 3m
INCL.PC SBL

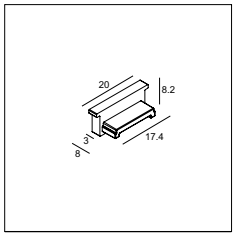

SHL20 ST - END CAP SET
398 01 03 01 ◇
◇ A
SET OF 2 PCS

2 PROFILE FIXATION

3 MODULES

	LEDFLEX IN CL
	Dividable per 25 mm - Continuous LED
CRI > 90	**9W/m - 608lm/m**
4000K	
IN	**21030 0340**
3000K	
IN	**21030 0320**
2700K	
IN	**21030 0310**

LED POWER SUPPLY 24V-DC / INFO PAG TEC 26 (max. 5m/powerline)

NON DIM		DIM 1 (0-10V)		DIM 5 (DALI)	
24W / IP20 21012 0160	max. 2,6m	**60W / IP20) 21012 0171**	max. 6,6m	**60W / IP20 21012 0205**	max. 6,6m
150W / IP67 300 89 24 150	max. 16,6m	**90W / IP20 21012 0181**	max. 10m	**100W / IP20 21012 0225**	max. 11,1m
		120W / IP20 21012 0191	max. 13,3m	**60W / IP67 21012 0135**	max. 6,6m
		60W / IP67 21012 0101	max. 6,6m	**90W / IP67 21012 0145**	max. 10m
		90W / IP67 21012 0111	max. 10m	**120W / IP67 21012 0155**	max. 13,3m
		120W / IP67 21012 0121	max. 13,3m		

5m - 24V-DC
NOT MOUNTED
0,3

SHELFLINE 18

1 PROFILE CONSTRUCTION

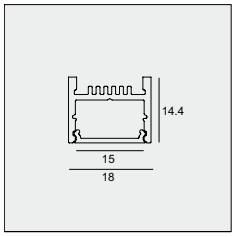

SHL18 - PROFILE
398 02 00 ◇
◇ ANO
MAX.L / PROFILE: 3m
INCL.PC SBL

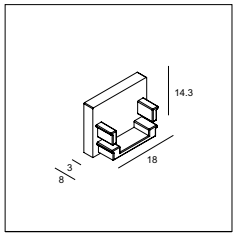

SHL18 - END CAP SET
398 02 03 01 ◇
◇ A
SET OF 2 PCS

2 PROFILE FIXATION

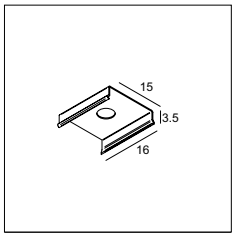

SHL18-MOUNTING CLIP
398 02 06 11
SET OF 10 PCS

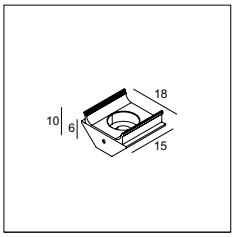

SHL18-MOUNTING CLIP 45°
398 02 06 45
SET OF 10 PCS

SHELFLINE 19

1 PROFILE CONSTRUCTION

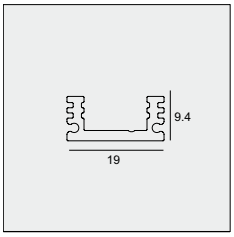

SHL19 - PROFILE
398 03 00 ◇
◇ ANO
MAX.L / PROFILE: 3m
EXCL.PC

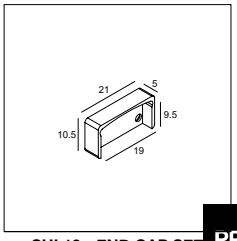

SHL19 - END CAP SET
398 03 03 01 ◇
◇ A
SET OF 2 PCS

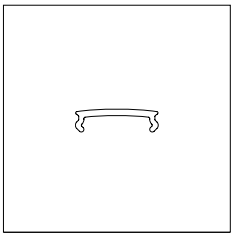

SHL19-PC CLEAR 3m
398 03 05 CL
SHL19-PC SBL 3m
398 03 05 SBL
L: 3m

2 PROFILE FIXATION

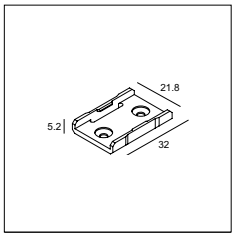

SHL19-MOUNTING CLIP
398 03 06 11
SET OF 10 PCS

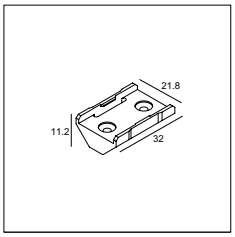

SHL19-MOUNTING CLIP 45°
398 03 06 45
SET OF 10 PCS

PRO

WWW.PAGE503.COM

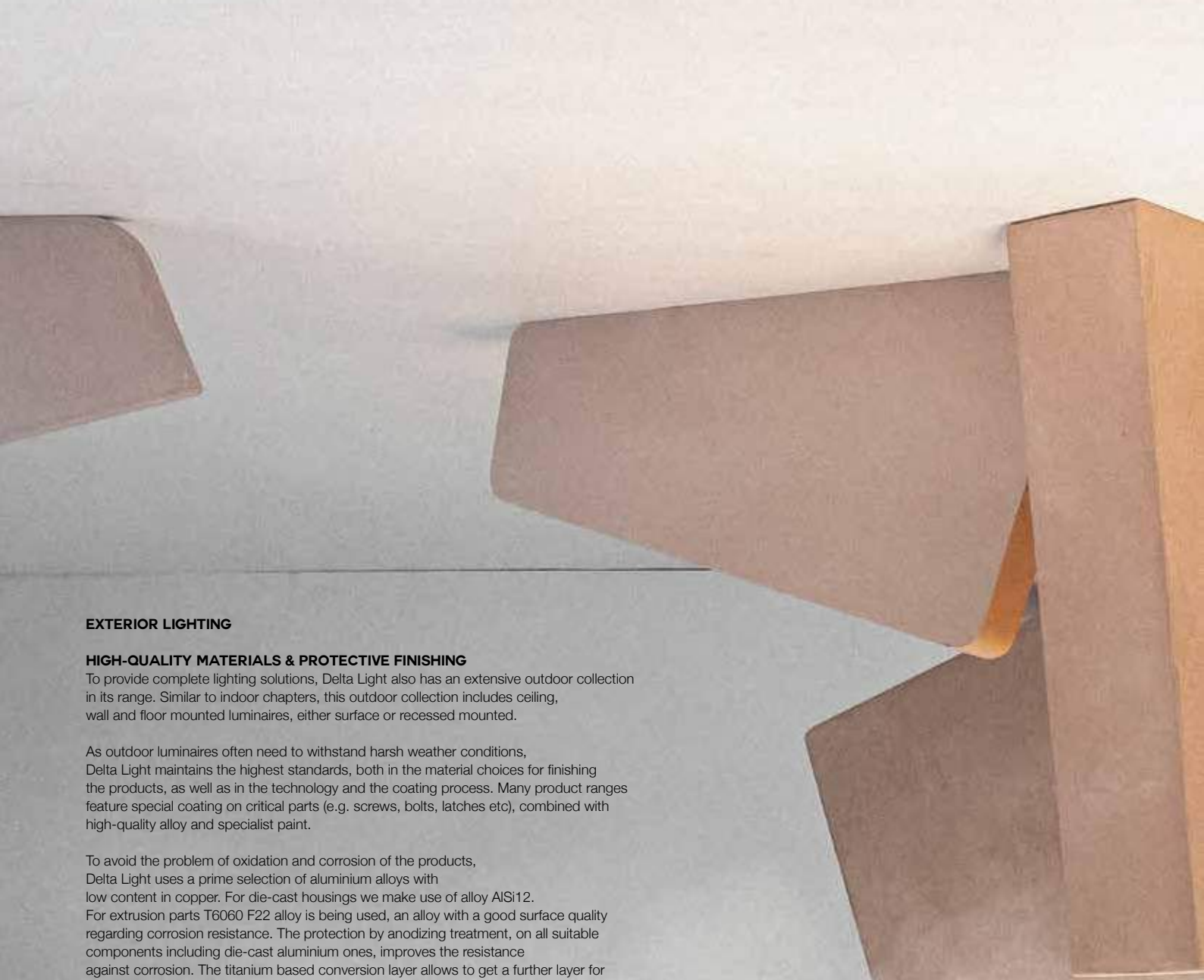

EXTERIOR LIGHTING

HIGH-QUALITY MATERIALS & PROTECTIVE FINISHING

To provide complete lighting solutions, Delta Light also has an extensive outdoor collection in its range. Similar to indoor chapters, this outdoor collection includes ceiling, wall and floor mounted luminaires, either surface or recessed mounted.

As outdoor luminaires often need to withstand harsh weather conditions, Delta Light maintains the highest standards, both in the material choices for finishing the products, as well as in the technology and the coating process. Many product ranges feature special coating on critical parts (e.g. screws, bolts, latches etc), combined with high-quality alloy and specialist paint.

To avoid the problem of oxidation and corrosion of the products, Delta Light uses a prime selection of aluminium alloys with low content in copper. For die-cast housings we make use of alloy AlSi12. For extrusion parts T6060 F22 alloy is being used, an alloy with a good surface quality regarding corrosion resistance. The protection by anodizing treatment, on all suitable components including die-cast aluminium ones, improves the resistance against corrosion. The titanium based conversion layer allows to get a further layer for protecting before the final polyester painting. We apply extensive pre-painting surface treatments for maximum protection against corrosion, such as acid washing to clean the surface, rinse with demineralized water to remove residue and apply chemical conversion treatment to protect against rusting.

Our polyester powder colour coating is based on saturated polyester resins, electrostatically applied and oven cured at 200°, guaranteeing high resistance to atmospheric ageing and UV light exposure. Extra resistant surface paint is guaranteed by filiform corrosion testing with an exposion of over 1500h.

All coating procedures are followed by daily careful testing. Strict controls are constantly maintained over the parameters of every step in the process, such as purity, pH, chemical concentrations, temperature, etc. This ensures the best achievable substrate penetration and uniformity of the conversion coat, thereby ensuring optimum corrosion resistance and powdercoat adhesion.

Delta Light maintains the highest standards both in material choice and in the coating process, to offer superb and durable anti-corrosion protection. Which is approved and confirmed by the 1000h filiform corrosion test.

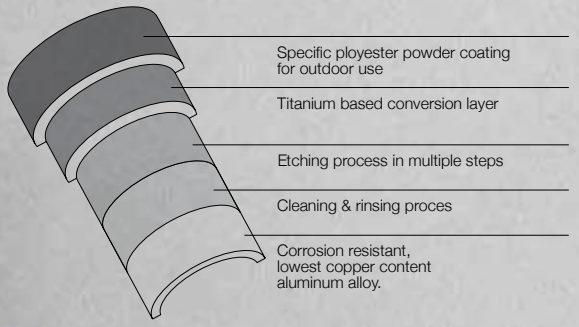

EXTERIOR

CEILING

RECESSED

NEW

REO X

P 511

780 - 1130lm

3 SIZES

NEW

DEEP RINGO X

P 513

780 - 1130lm

2 SIZES

CARREE X

P 515

810lm

SURFACE

BOXY
P 517

DOX
P 519

SUPERNOVA XS X
P 521

2 SIZES

B-LINER IP
P 523

3 LENGTHS

NEW

PAGE503
P 503

LUMEN OUTPUT mentioned as indicative reach.

EXTERIOR CEILING



REO X

The Reo collection is more than one product, it is a family which offers a solution for many lighting demands, from residential to hotel, restaurant to retail and much more. In line with this philosophy, Reo comes in single and double fixtures, round or square, orientable or fixed, in multiple finishing colours, for both indoor and outdoor use. The design of these recessed conical spots delivers a hardly visible transition from the intense light to the ceiling, resulting in a halo-like effect, ideal to give the space an extra dimension.

www.deltalight.com/reo

MICRO REO X

MINI REO X

MICRO REO X

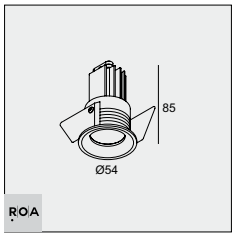

46 x 90 / min.5

3000K / CRI>90	2700K / CRI>90
LED [H] 7.1W / 812lm / 350mA	LED [H] 7.1W / 779lm / 350mA
35°	
302 23 811 932 ◇	**302 23 811 922** ◇
◇ B / W	
0,2 IP20 IP43	

MINI REO II X

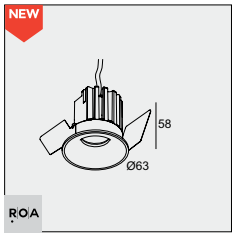

56 x 60 / min.5

3000K / CRI>90	2700K / CRI>90
LED [Q] 6.1W / 775lm / 350mA LED [Q] 9W / 1076lm / 500mA	LED [Q] 6.1W / 768lm / 350mA LED [Q] 9W / 1067lm / 500mA
37°	37°
19352 9330 ◇	**19352 9230** ◇
◇ B / W	
0,3 IP65	

MINI REO II OK X

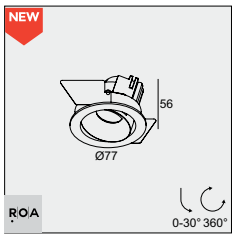

70 x 60 / min.5

3000K / CRI>90	2700K / CRI>90
LED [Q] 6.1W / 775lm / 350mA LED [Q] 9W / 1076lm / 500mA	LED [Q] 6.1W / 768lm / 350mA LED [Q] 9W / 1067lm / 500mA
37°	37°
19354 9330 ◇	**19354 9230** ◇
◇ B / W	
0,3 IP65	

REO X S1

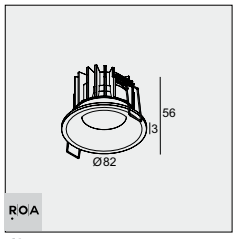

76 x 55 / max.22

3000K / CRI>90		2700K / CRI>90	
LED [H] 7.1W / 812lm / 350mA LED [H] 10.4W / 1128lm / 500mA		LED [H] 7.1W / 779lm / 350mA LED [H] 10.4W / 1083lm / 500mA	
IP20 IP44	IP65	IP20 IP44	IP65
33°			
202 25 811 932 ◇	**202 256 811 932** ◇	**202 25 811 922** ◇	**202 256 811 922** ◇
◇ A / B / W			
0,4			

REO X S2

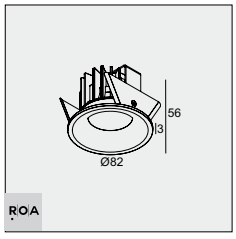

76 x 55

3000K / CRI>90		2700K / CRI>90	
LED [H] 7.1W / 812lm / 350mA LED [H] 10.4W / 1128lm / 500mA		LED [H] 7.1W / 779lm / 350mA LED [H] 10.4W / 1083lm / 500mA	
33°			
IP20 IP44	IP65	IP20 IP44	IP65
202 252 811 932 ◇	**202 2562 811 932** ◇	**202 252 811 922** ◇	**202 2562 811 922** ◇
◇ A / B / W			
0,4			

REQUIREMENTS
LED POWER SUPPLY

DEEP RINGO X

The conical shaped design of the Deep Ringo fixtures and
the deeper placed LED source make sure that glare is reduced to a minimum when Deep Ringo is installed in the ceiling. The small trim gives a refined touch to this elegant luminaire.

www.deltalight.com/deep-ringo

MINI DEEP RINGO X

MINI DEEP RINGO II X

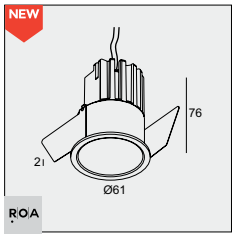

Ø56x 80 / min.5

3000K / CRI>90	2700K / CRI>90
LED [Q] 6.1W / 775lm / 350mA LED [Q] 9W / 1076lm / 500mA	LED [Q] 6.1W / 768lm / 350mA LED [Q] 9W / 1067lm / 500mA
37°	37°
19424 9330 ◇	**19424 9230** ◇
◇ B / W	
0,3 IP65	

DEEP RINGO X

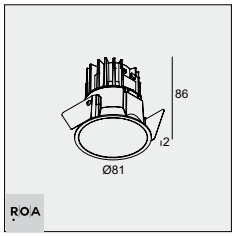

76 x 90 / min.5

3000K / CRI>90	2700K / CRI>90
LED [H] 7.1W / 812lm / 350mA LED [H] 10.4W / 1128lm / 500mA	LED [H] 7.1W / 779lm / 350mA LED [H] 10.4W / 1083lm / 500mA
33°	
19434 9320 ◇	**19434 9220** ◇
◇ B / W	
0,3 IP65	

REQUIREMENTS
LED POWER SUPPLY

CARREE X

The Carree range is Delta Light's answer for easy-to-install, timeless and functional recessed spots, as it has been a Delta Light classic for many years.
This family of square recessed luminaires offers refined solutions for LED or halogen, either with or without trim. The straight lines in the design make a contemporary spot out of Carree, not only useful in modern architecture but also in many other applications.
Carree can be used throughout the entire project, as it also includes IP44 solutions for bathrooms and IP65 luminaires for outdoor use.

www.deltalight.com/carree

CARREE X LED S1

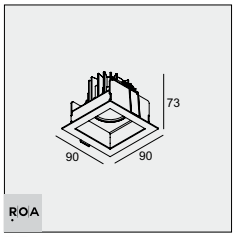

75 x 75 x 80 / max.35

3000K / CRI>90		2700K / CRI>90	
LED [H] 7.1W / 812lm / 350mA		LED [H] 7.1W / 779lm / 350mA	
33°			
IP20 IP44	IP65	IP20 IP44	IP65
202 20 811 932 ◇	**202 206 811 932** ◇	**202 20 811 922** ◇	**202 206 811 922** ◇
◇ A / N / W			
0,3			

CARREE X LED S2

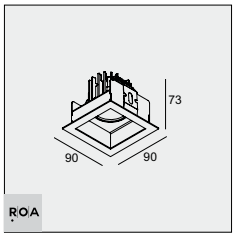

75 x 75 x 80

3000K / CRI>90	2700K / CRI>90
LED [H] 7.1W / 812lm / 350mA	LED [H] 7.1W / 779lm / 350mA
33°	
IP65	
202 207 811 932 ◇	**202 207 811 922** ◇
◇ A / N / W	
0,3	

REQUIREMENTS
LED POWER SUPPLY

BOXY

What once began as a cubic luminaire is now an elaborate family of surface mounted luminaires, both cubic and cylindrical shaped. Though different in shape, still uniform in look, as both shapes have a deeper recessed LED module with a conical, coloured insert in front. While the deeper recessed LED module reduces the glare, the choice in colour creates possibilities for playful and attractive lighting solutions. Alongside the different shapes, this family offers indoor and outdoor luminaires, a perfect solution when recessing is not an option.

www.deltalight.com/boxy

BOXY 2 L+

BOXY R

BOXY R DIM8

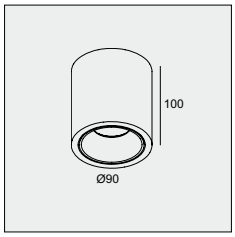

3000K / CRI>90	2700K / CRI>90
LED 10.4W / 1128lm / 500mA	LED 10.4W / 1083lm / 500mA
33°	
MAINS DIMMING (FE)	
251 70 811 932 ED8 ◇	**251 70 811 922 ED8** ◇
◇ B-B / W-B / W-W	
110-240V / 50-60Hz	
□ 0,6 IP53	

BOXY L+

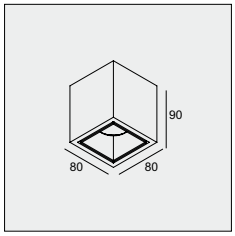

3000K / CRI>90	2700K / CRI>90
7.1W / 812lm / 350mA	7.1W / 779lm / 350mA
33°	
MAINS DIMMING (FE)	
251 67 811 932 ED8 ◇	**251 67 811 922 ED8** ◇
◇ B-B / W-W	
220-240V / 50-60Hz	
□ 0,6 IP53	

BOXY 2L+

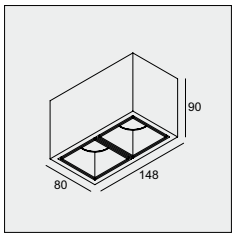

3000K / CRI>90	2700K / CRI>90
2 x 7.1W / 812lm / 350mA	2 x 7.1W / 779lm / 350mA
33°	
MAINS DIMMING (FE)	
251 67 812 932 ED8 ◇	**251 67 812 922 ED8** ◇
◇ B-B / W-W	
220-240V / 50-60Hz	
□ 1,1 IP53	

DOX 100

Dox is a well-known member of the Delta Light outdoor range. Initially designed as a halogen solution, Dox now is a set of IP65 LED luminaires perfect for exterior use. The Dox range consists of a fixed downlight or the elegant wall version with a powerful direct-indirect light effect.

www.deltalight.com/dox

DOX 100 S LED

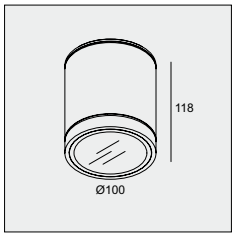

3000K / CRI>80
LED 8W / 963lm / 450mA
35°
NON DIM
232 01 09 ◇
◇ N
100-240V / 50-60Hz
I 0,7 IP65

AWARD
DESIGN PLUS
light+building

reddot design award
winner

GOOD
DESIGN
award

interior
innovation
award
2014
Selection

SUPERNOVA XS X

Supernova is an extensive range of pure geometrically formed lighting fixtures that guarantee powerful illumination and atmosphere. The range comes in different diameters and application possibilities.

With its 26 cm or 33 cm diameter, the Supernova XS (Extra Small) can be considered to be the baby in the range when it comes to size, but not when it comes to performance and skills. It only needs 6 cm of height to hide away an intense cluster of powerleds in its perfectly curved aluminium body.

www.deltalight.com/supernova-xs

SUPERNOVA XS X

SUPERNOVA XS 260 X

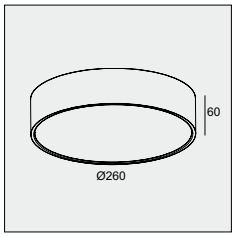

3000K / CRI>80
LED CLUSTER 10W / 900lm
274 87 2610 83 ◇
◇ N / W
220-240V / 50-60Hz
◇ I 2,4 IP64

SUPERNOVA XS PIVOT 260 X

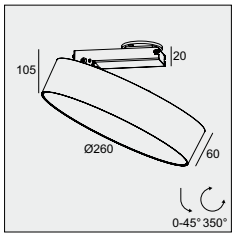

3000K / CRI>80
LED CLUSTER 10W / 900lm
274 88 2610 83 ◇
◇ N / W
220-240V / 50-60Hz
◇ I 2,9 IP64

B-LINER IP

With its IP65 rating - to avoid water ingress inside the profile - and its robust looks, B-Liner is your go-to linear lighting solution for outdoors. Available in 3 sizes and 3 finishing colours, B-Liner offers an answer for multiple exterior applications: create a long line of light or opt for a playful setting with different lengths, B-Liner will perform!

www.deltalight.com/b-liner

B-LINER 65 IP

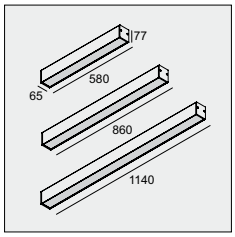

CRI 90 UP GRADE

580 mm / 1,7	860 mm / 2,4	1140 mm / 3,0
3000K / CRI>90		
LED ARRAY 14W / 2300lm	LED ARRAY 22W / 3450lm	LED ARRAY 29W / 4600lm
388 01 22 ◇	**388 01 32** ◇	**388 01 42** ◇
◇ A / N / W		
110-240V / 50-60Hz		
IP65		

EXTERIOR

WALL

RECESSED

LOGIC W

P 531



LEDS C / GO

P 535



HELI

P 535



SURFACE

STIP
P 537

SKOV
NEW
P 541

2 SIZES

TOPIX
P 543

BACKSPACE II
NEW
P 545



WALKER II
NEW
P 547

2 SIZES

VISION OUT
P 549

TIGA
P 551

MOMBA
P 553

MONO II
P 555

WANT-IT X
P 557

MONTUR

P 559



NEW

SPY 39 W

P 563

DOX

P 565

ULTRA X

P 567

STIG

P 569

SOIREE W

P 573

KIX

P 571

NEW

PAGE503

P 503

LOGIC W

As a family of guidance lights, Logic W exists out of small and large wall luminaires to be installed slightly above ground level. As such, they provide a soft glow on the floor to guide you along pathways or in corridors, both in- and outdoors.

www.deltalight.com/logic-w

LOGIC MINI W R

LOGIC W L F

LOGIC MINI W R

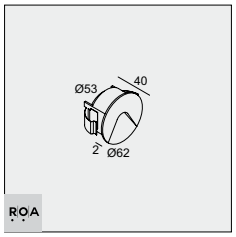

55 x 50

3000K / CRI>80
LED 0,6W / 40lm / 24V-DC
304 30 12 ◇
◇ A / W
0,2 IP54

LOGIC MINI W S

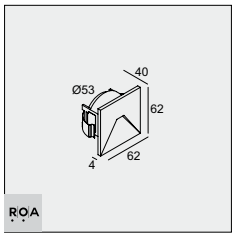

55 x 50

3000K / CRI>80
LED 0,6W / 40lm / 24V-DC
304 31 12 ◇
◇ A / W
0,2 IP54

LOGIC W S

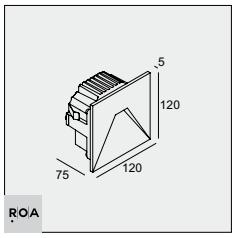

BOX / 115-140

3000K / CRI>90
LED 7.1W / 812lm / 350mA
304 33 811 930 ◇
◇ A / N / W
110-240V / 50-60Hz
INCL. 1 x PG11
1,0 IP65

LOGIC W L F

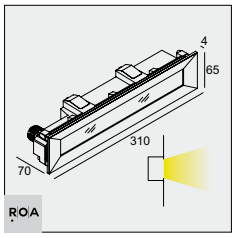

BOX / 110-135

3000K / CRI>80
LED CLUSTER 9W / 1480lm / 350mA
304 32 02 83 ◇
◇ A / N / W
220-240V / 50-60Hz
INCL. 1 x PG11
1,0 IP65

LOGIC W L

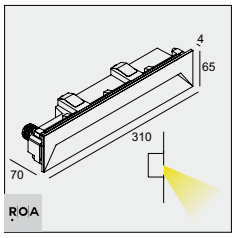

BOX / 110-135

3000K / CRI>80
LED CLUSTER 9W / 1480lm / 350mA
304 32 01 83 ◇
◇ A / N / W
220-240V / 50-60Hz
INCL. 1 x PG11
1,0 IP65

REQUIREMENTS
LED POWER SUPPLY (for logic MINI)
CONCRETE BOX 192 ▸ **270 11 192** (for logic W S) or CONCRETE PACK LOGIC W S ▸ **304 33 96** (for logic W S)
CONCRETE BOX 191 ▸ **270 11 191** (for logic W L and logic W L F) or CONCRETE PACK LOGIC W L ▸ **304 32 96** (for logic W L and logic W L F)

OPTIONS
CONCRETE BOX 188 ▸ **270 11 188** (for logic MINI)

DEHULLU ARCHITECTEN



LEDS C / GO

This family offers some miniature fixtures that serve as orientation and atmosphere lighting. Available in round and square, these little dots of light are perfect as guidance lights.
While Leds C II can be used indoors - for example as safety light in corridors and hallways -, Leds C R ST and Leds Go will guide the way outdoors – along paths and driveways.

www.deltalight.com/leds-c
www.deltalight.com/leds-go

HELI

As a small wall recessed luminaire, Heli is perfect as a guidance light. Be it in a corridor or as a safety light for the steps of your stairs at night, Heli does the trick. Also outside, Heli X will guide you the way.

www.deltalight.com/heli

LEDS GO

HELI X SCREEN

LEDS GO IN FORTE

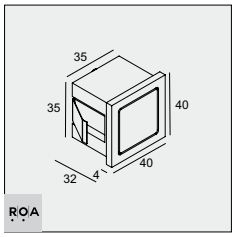

4000K / CRI>80	3000K / CRI>80
LED [A] 1W / 134lm / 350mA	LED [A] 1W / 132lm / 350mA
302 10 34 ◇	**302 10 32** ◇
◇ ANO	

0,1 IP67

38 x 38 x 45

LEDS C R ST

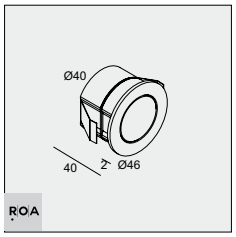

4000K / CRI>80	3000K / CRI>80
LED [A] 1W / 134lm / 350mA	LED [A] 1W / 132lm / 350mA
302 20 34 ◇	**302 20 32** ◇
◇ ANO	

0,1 IP67

41 x 45

HELI X SCREEN LED

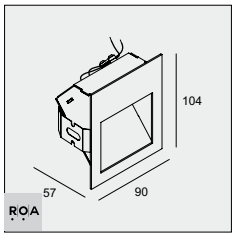

4000K / CRI>80	3000K / CRI>80
LED [A] 1W / 134lm / 350mA	LED [A] 1W / 132lm / 350mA
202 04 24 ◇	**202 04 22** ◇
◇ A / N	

0,3 IP54

75 x 87 x 60

REQUIREMENTS
LED POWER SUPPLY

OPTIONS
CONCRETE BOX 151 ▸ **302 19 21** (for LEDS GO)
CONCRETE BOX TR 152 ▸ **302 19 22** (for LEDS GO)
CONCRETE BOX 187 ▸ **270 11 187** (for HELI X)

STIP

With Stip, you choose for either a round or square surface mounted wall luminaire for outdoor use. The round one can be used for general lighting, while the square version has an inhouse developed lens that throws the light to both sides, generating a line of light that is ideal to enlighten a pathway.

www.deltalight.com/stip

STIP W R

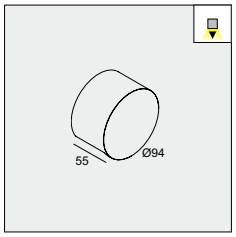

3000K / CRI>80
LED 3.9W / 419lm / 350mA
223 54 83 ◇
◇ A / N
100-240V / 50-60Hz
INCL.GLASS
2.0 IP55

STIP W S

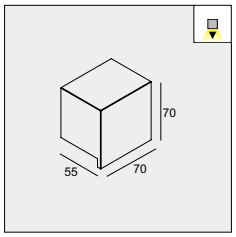

3000K / CRI>80
LED 3.9W / 419lm / 350mA
223 55 83 ◇
◇ A / N
100-240V / 50-60Hz
INCL.SYMMETRIC LENS
2.0 IP55





SKOV

LIGHT AS A GUIDE

Skov is perfect as a guidance light, both for in- and outdoors.
The luminaire stands out in slenderness, with only
32mm of thickness for a surface mounted wall
application with integrated power supply.
The combination of a recessed LED array with the
specific design of Skov generates visibility along
the path without being obtrusive for the passer-by.
The light leaving the luminaire gently falls onto the
veil of Skov, revealing a soft light effect to guide you
wherever the path may take you.

SKOV S

SKOV S

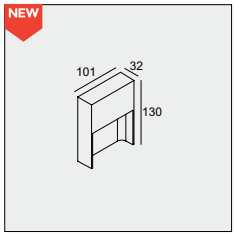

3000K / CRI>90	2700K / CRI>90
LED CLUSTER 3,7W / 480lm / 250mA	LED CLUSTER 3,7W / 450lm / 250mA
25314 9300 ◇	**25314 9200** ◇
◇ A / N / W	
220-240V / 50-60Hz	
I 0,4 IP54	

SKOV M

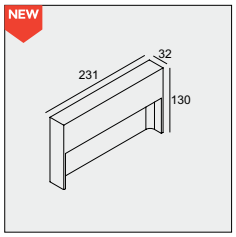

3000K / CRI>90	2700K / CRI>90
LED CLUSTER 10,4W / 1260lm / 500mA	LED CLUSTER 10,4W / 1170lm / 500mA
25312 9300 ◇	**25312 9200** ◇
◇ A / N / W	
220-240V / 50-60Hz	
0,8 IP54	

EXTERIOR WALL

reddot design award
winner 2009

TOPIX

This multi award-winning luminaire ensures a playful effect and offers a lot of freedom. On its own, Topix wows you with its peculiar yet attractive design, when put together, you can create artistic clusters of light.
Topix comes for in- and outdoors, giving you the opportunity to make your façade stand out.

www.deltalight.com/topix

TOPIX L X

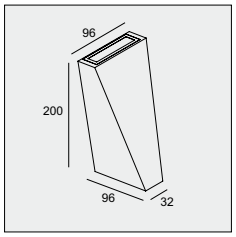

3000K / CRI>80
2 x LED 3,5W / 270lm / 350mA
304 17 52 ◇
◇ A / G
120-240V / 50-60Hz

□ 1,0 IP55

BACKSPACE II

In many ways, Backspace II is a joy for the eye, be it by its slender design, by its pleasant light effect or by its playful colour combinations. Backspace II is designed to create a 2-way light effect on the wall, the choice to install it in a horizontal or vertical way is up to you. By mounting the light source in the front part of the luminaire, it is perfectly shielded from looking directly into the source.

Backspace II can be used for interior lighting in a white, grey or dark grey finish or for outdoor settings in grey or dark grey.

www.deltalight.com/backspace-ii

BACKSPACE II X

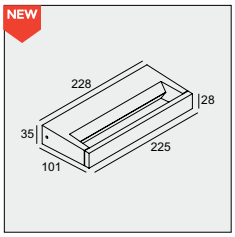

3000K / CRI>90	2700K / CRI>90
LED CLUSTER 10,4W / 1260lm / 500mA	LED CLUSTER 10,4W / 1170lm / 500mA
10214 9300 ◇	**10214 9200** ◇
◇ A / N	
220-240V / 50-60Hz	
0,6 IP54	

I



WALKER II

SPLIT THE LIGHT

Walker II splits the light open. Starting from 1 light source, Walker II is designed to guide the light into two directions to provide a double light effect on the surface below.
The light falls on the V-shaped inner part of the luminaire, breaking it open and throwing it to the front- and backside of the luminaire. Walker II can serve as a guiding light on your wall or pathway, as it comes as a wall luminaire and as a bollard.
Different sizes, different heights and multiple colour combinations can be combined to your preference to create the perfect setting.

www.deltalight.com/walker-ii

WALKER II W S

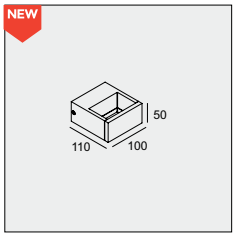

3000K / CRI>90	2700K / CRI>90
LED CLUSTER 3,7W / 480lm / 250mA	LED CLUSTER 3,7W / 450lm / 250mA
22614 9300 ◇	**22614 9200** ◇
◇ A / N / W	
22615 9300 ◇	**22615 9200** ◇
◇ A-N / N-GC / W-GC	
100-240V / 50-60Hz	
□ 0,5 IP54	

WALKER II W

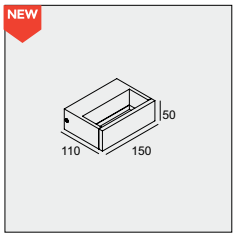

3000K / CRI>90	2700K / CRI>90
LED CLUSTER 6,2W / 790lm / 350mA	LED CLUSTER 6,2W / 740lm / 350mA
22618 9300 ◇	**22618 9200** ◇
◇ A / N	
22619 9300 ◇	**22619 9200** ◇
◇ A-N / N-GC	
100-240V / 50-60Hz	
□ 0,7 IP54	

WALKER II A-N

WALKER II W

WALKER II N

WALKER II N-GC

VISION OUT

Since its launch, Vision has already won multiple awards, thanks to its impressive and nicely delineated parabolic light pattern on the wall. This classic is available both for indoor and outdoor use. Vision thanks its powerful light effect to the combination of LED technology in combination with a lens, giving its unique design and playful light effect.

www.deltalight.com/vision

VISION OUT LED

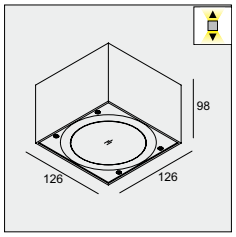

3000K / CRI>80
2 x LED 1.4W / 182lm / 500mA
278 27 22 ◇
◇ A / N
120-240V / 50-60Hz
☐ 1,2 IP55

VISION S OUT LED

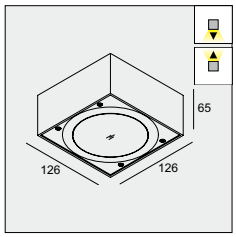

3000K / CRI>80
2 x LED 1.4W / 182lm / 500mA
278 26 22 ◇
◇ A / N
120-240V / 50-60Hz
☐ 1,1 IP55

TIGA

A medium sized rectangular lighting fixture, delivering a pleasant up and downward light effect on your wall. As a surface mounted wall unit,
Tiga is perfect for both residential use or for hospitality usage in hotels and restaurants.
Standard, Tiga creates a wide beam effect for both down- and uplight, while Tiga BS allow you to play with a combination of a wide and small beam effect within 1 luminaire.
Despite its IP65 rating for outdoor use, this unit also feels very comfortable when used indoors.

www.deltalight.com/tiga

TIGA LED BS

TIGA LED BS

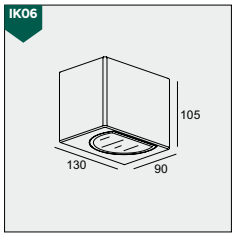

3000K / CRI>90	2700K / CRI>90
LED 7.1W / 812lm / 350mA	LED 7.1W / 779lm / 350mA
MAINS DIMMING (FE)	
223 752 811 932 ED8 ◇	**223 752 811 922 ED8** ◇
◇ = A / G / W	
220-240V / 50-60Hz	
1,4 IP65	

TIGA LED

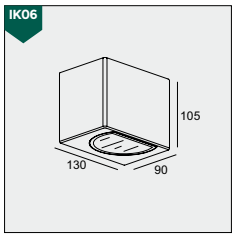

3000K / CRI>90	2700K / CRI>90
LED 7.1W / 812lm / 350mA	LED 7.1W / 779lm / 350mA
MAINS DIMMING (FE)	
223 751 811 932 ED8 ◇	**223 751 811 922 ED8** ◇
◇ = A / G / W	
220-240V / 50-60Hz	
1,4 IP65	

MOMBA

At first sight, Momba looks very straightforward. But despite its simple looks, Momba offers more than meets the eye. Its outer shell shows some sophisticated detailing, visible in the rounded corners and its optical compartment. The convex lenses create a small line of light or a general wide beam, as downlight only or down-up light.

www.deltalight.com/momba

MOMBA 80°

MOMBA LED

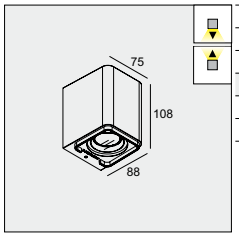

3000K / CRI>80	3000K / CRI>90
LED 2W / 245lm / 700mA	LED 7.1W / 812lm / 350mA
4°	80°
225 20 18112 ◇	**225 20 811 930** ◇
◇ N	
120-240V / 50-60Hz	100-240V / 50-60Hz

◇ 0,9 IP65

MOMBA DOWN-UP LED

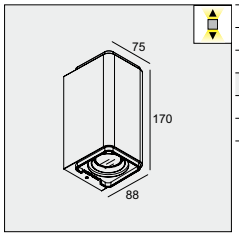

3000K / CRI>80	3000K / CRI>90
2 x LED 2W / 245lm / 700mA	2 x LED 7.1W / 812lm / 350mA
4°	80°
225 20 18212 ◇	**225 20 812 930** ◇
◇ N	
120-240V / 50-60Hz	220-240V / 50-60Hz

◇ 1,3 IP65

MOMBA DOWN-UP LED - 80°

MOMBA DOWN-UP LED - 4°

MONO II

Mono is a well-known member of the Delta Light outdoor range. It was the first outdoor wall fixture within the range that combines a LED module with a lens, resulting in a far-reaching and strongly delineated lighting effect. The Mono's timeless and sharp contoured design adds a contemporary touch to any façade.

www.deltalight.com/mono-ii

MONO II

MONO II LED

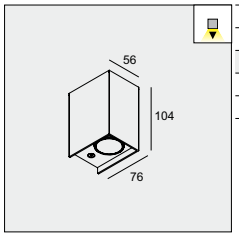

3000K / CRI>90
LED 7.1W / 812lm / 350mA
223 13 811 930 ◇
◇ A / N
220-240V / 50-60Hz
I 0,4 IP54

MONO II DOWN-UP LED

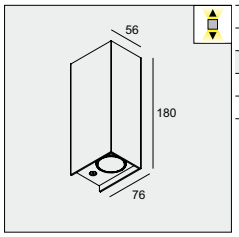

3000K / CRI>90
2 x LED 7.1W / 812lm / 350mA
223 53 812 930 ◇
◇ A / N
100-240V / 50-60Hz
0,7 IP54

I

WANT-IT X

Want-it is a vivid range of wall luminaires, available for both interior and exterior use. The streamlined and timeless design gives it a very flat and low-impact appearance, with no visible screws. The slightly curved edges provide a subtle twist to the design, while also creating a nicely delineated light pattern on the wall.

The Want-it comes in a square and rectangular shape. While the exterior version comes in a dark grey finish, the interior version is available in all white or a more decorative black and matt gold combination.

www.deltalight.com/want-it

WANT-IT S X

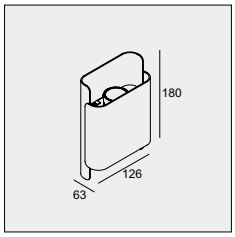

3000K / CRI>90	2700K / CRI>90
2 x LED 4,7W / 569lm / 240mA	2 x LED 4,7W / 545lm / 240mA
275 14 812 930 ◇	**275 14 812 920** ◇
◇ N	
110-240V / 50-60Hz	
□ 0,6 IP55	

GOOD DESIGN award

MONTUR

With Montur we offer a highly original interpretation of an archetypical concept: a light source that is contained within the framing of a 3D square or rectangular shape. The Montur is available in indoor and outdoor versions, as a ground, wall or ceiling fixture, with LED clusters or filament-LED lamps with a rustic look. The series integrates beautifully in both country-classic and contemporary homes, and is suitable for hotels and public buildings as well.

www.deltalight.com/montur

MONTUR S

MONTUR M

MONTUR R / SQL

MONTUR L

MONTUR MINI M

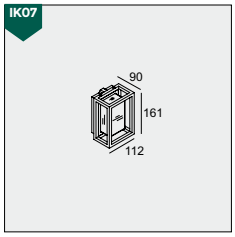

3000K / CRI>80	2700K / CRI>80
LED CLUSTER 4,2W / 589lm / 350mA	LED CLUSTER 4,2W / 589lm / 350mA
232 012 83 ◇	**232 012 82** ◇
◇ B	
100-240V / 50-60Hz	
INCL.GLASS OPAL	
1,1 IP65	

MONTUR S LED

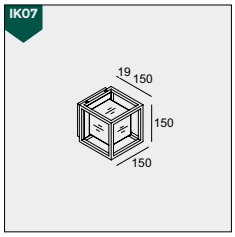

3000K / CRI>80	2700K / CRI>80
LED CLUSTER 6,1W / 960lm / 350mA	
232 112 83 ◇	**232 112 82** ◇
◇ B	
100-240V / 50-60Hz	
INCL.GLASS OPAL	
2,0 IP65	

MONTUR M LED

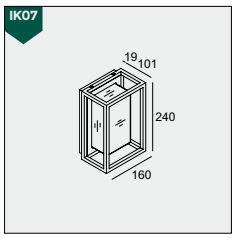

3000K / CRI>80	2700K / CRI>80
LED CLUSTER 6,1W / 990lm / 350mA	
232 212 83 ◇	**232 212 82** ◇
◇ B	
100-240V / 50-60Hz	
INCL.GLASS OPAL	
2,6 IP65	

MONTUR M E27

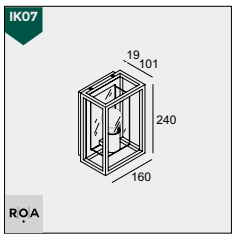

A60 max.40W
232 213 00 ◇
◇ B
E27Ls / 100-240V / 50-60Hz
INCL.GLASS CLEAR
2,5 IP65

OPTIONS
LED SOLUTION - PAG TEC 10

ARCHITECT ANARCHITECT / PHOTOGRAPHY LUCA CIOCI

MONTUR L PC LED

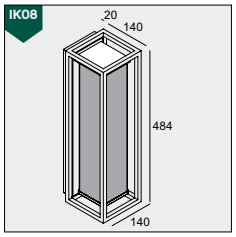

3000K / CRI>80
LED CLUSTER 14W / 2300lm / 700mA
232 318 83 ◇
◇ B
220-240V / 0 | 50-60Hz
INCL.PC OPAL
2,6 IP54

MONTUR SQL LED

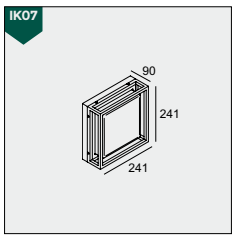

3000K / CRI>80	2700K / CRI>80
LED CLUSTER 7W / 1180lm / 350mA	
232 812 83 ◇	**232 812 82** ◇
◇ B	
100-240V / 50-60Hz	
INCL.GLASS OPAL	
2,1 IP65	

MONTUR R LED

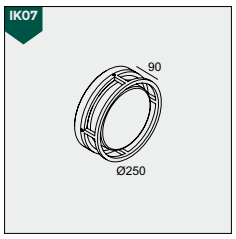

3000K / CRI>80	2700K / CRI>80
LED CLUSTER 6W / 1000lm / 350mA	
232 712 83 ◇	**232 712 82** ◇
◇ B	
100-240V / 50-60Hz	
INCL.GLASS OPAL	
2,1 IP65	

SPY 39 W

Spy 39 W translates elegance and finesse into an outdoor wall light. Composed as a slender cylinder, Spy 39 W is available as a minimalistic down- or down-up luminaire. Despite its refined design, Spy 39 W succeeds in adding body to your exterior with its prolonged tubes and distinctive light effect.

www.deltalight.com/spy-39

SPY 39 W

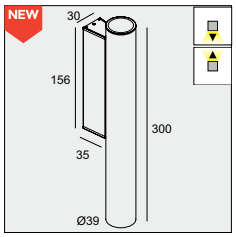

3000K / CRI>90	2700K / CRI>90
LED 3.9W / 385lm / 350mA	LED 3.9W / 385lm / 350mA
13°	
24148 9310 ◇	**24148 9210** ◇
◇ B	
220-240V / 50-60Hz	
□ 0,6 IP55	

SPY 39 W DOWN-UP

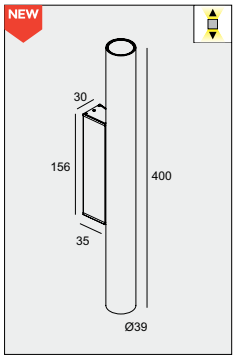

3000K / CRI>90	2700K / CRI>90
2 x LED 3.9W / 385lm / 350mA	2 x LED 3.9W / 385lm / 350mA
13°	
24147 9310 ◇	**24147 9210** ◇
◇ B	
220-240V / 50-60Hz	
□ 0,7 IP55	

DOX 100

Dox is a well-known member of the Delta Light outdoor range. Initially designed as a halogen solution, Dox now is a set of IP65 LED luminaires perfect for exterior use. The Dox range consists of a fixed downlight or the elegant wall version with a powerful direct-indirect light effect.

www.deltalight.com/dox

DOX 100 DOWN-UP

DOX 100 LED

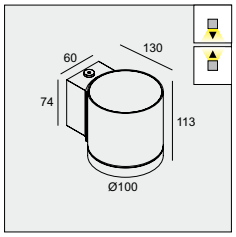

3000K / CRI>80
LED 9W / 1070lm / 500mA
MAINS DIMMING (FE)
35°
232 02 09 ◇
◇ N
220-240V / 50-60Hz
◇ 0,9 IP65

DOX 100 DOWN-UP LED

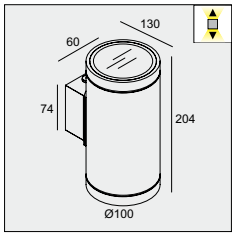

3000K / CRI>80
2 x LED 9W / 1070lm / 500mA
MAINS DIMMING (FE)
35°
232 03 09 ◇
◇ N
220-240V / 50-60Hz
◇ 1,3 IP65

ULTRA X

The looks of Ultra are very straightforward: its small mounting bracket is perfectly hidden away behind the compact tubular shape of the luminaire. Mounted on the wall, it creates a comfortable down or down-up effect onto the façade.

www.deltalight.com/ultra

ULTRA X DOWN-UP

ULTRA X LED

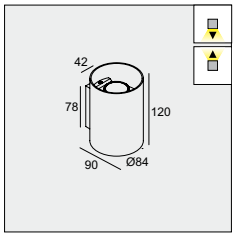

3000K / CRI>90
LED 7.1W / 812lm / 350mA
279 61 811 930 ◇
◇ A / N / W
100-240V / 50-60Hz
0,6 IP55

ULTRA X DOWN-UP LED

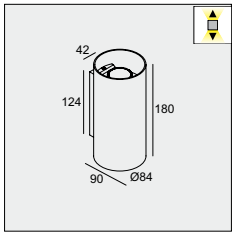

3000K / CRI>90
2 x LED 7.1W / 812lm / 350mA
MAINS DIMMING (FE)
279 61 812 930 ◇
◇ A / N / W
220-240V / 50-60Hz
0,9 IP55

EXTERIOR WALL

GOOD DESIGN award

STIG

Playful design combined with a remarkable light effect. The Stig presents itself as a mini robot and distinguishes itself with a narrow line of light. This small helmet hides a 6W to 8W LED, combined with a lens, behind an opal diffuser. The line created with the Stig allows you to accentuate contours, illuminate paths, indicate lanes, or to apply decorative light effects.

The Stig consists of several variants, for direct mounting on ceiling or wall, combined with a pin to put it into the garden, or with a strap for installation around trees, columns or other elements of a building or garden. Small, simple, modern and with a special touch.

www.deltalight.com/stig

STIG + PIN

STIG + STRAP

STIG

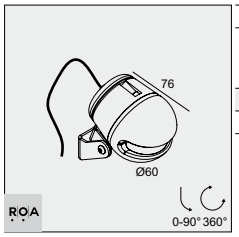

3000K / CRI>80
LED [E] 3.9W / 419lm / 350mA LED [E] 5.7W / 570lm / 500mA LED [E] 8.2W / 723lm / 700mA
232 20 83 ◇
◇ N
INCL.1 x CABLE H05 RN-F 2 x 1mm² 2m
0,5 IP65

PIN 16

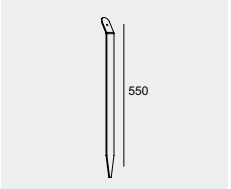

229 01 16

0,5

STRAP

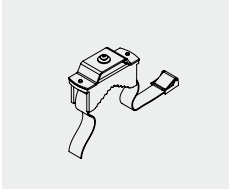

232 20 99

0,2

REQUIREMENTS
LED POWER SUPPLY

OPTIONS
STRAP ▸ **232 20 99** max Ø200mm
PIN 16 ▸ **229 01 16** (for FLOOR MOUNTING)

KIX

Flexible, subtle, elegant and powerful: these are the keywords that describe the Kix perfectly. Despite its low-profile appearance, Kix excels in light output and quality, ideal for walkway lighting or other landscape applications. Kix is easy and flexible to use thanks to the adjustable head, designed to provide optimal cooling and eliminate glare.
Kix is available for installation on wall or floor, to strap around a tree or to mount in soft green areas with a pin. In addition to the more robust version of Kix, there is also a S(mall) and M(edium) version available. Kix S combines a powerled with a lens, resulting in a nice 10° light beam. All models have an IP65 rating and are available in alu grey or dark grey.

www.deltalight.com/kix

KIX S

KIX M

KIX S

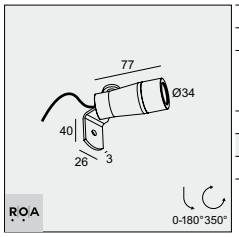

NEW

3000K / CRI>80	
350 - 500 - 700mA	24V-DC (NON DIM)
LED [A] 1W / 132lm / 350mA LED [A] 1.4W / 182lm / 500mA LED [A] 2W / 245lm / 700mA	LED 2W / 245lm / 24V-DC
10°	
232 08 831 ◇	**13528 8310** ◇
◇ N	
INCL.1 x CABLE H05 RN-F 2 x 1mm² 2m	
0,3 IP65	

KIX M

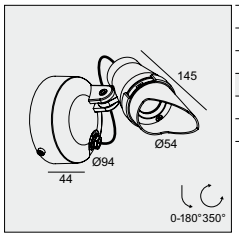

3000K / CRI>90
LED 6.4W / 587lm / 350mA
30°
232 12 933 ◇
◇ A / N
100-240V / 50-60Hz
INCL.1 x KAP STRIPER B (REMOVABLE)
0,9 IP65

KIX II

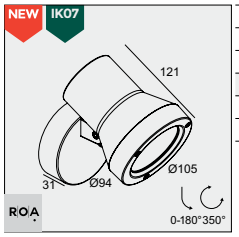

3000K / CRI>90			
LED 7.1W / 812lm / 350mA			
11°	30°	55°	120°
13534 9310 ◇	**13534 9320** ◇	**13534 9330** ◇	**13533 9300** ◇
◇ A / N			
100-240V / 50-60Hz			
0,9 IP65			

KIX II HP

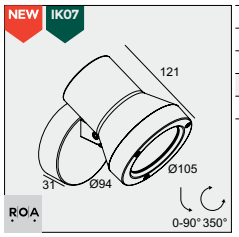

3000K / CRI>90		
LED [J] 16.3W / 2309lm / 500mA		
11°	30°	55°
13532 9310 ◇	**13532 9320** ◇	**13532 9330** ◇
◇ A / N		
0,7 IP65		

REQUIREMENTS
LED POWER SUPPLY

OPTIONS
STRAP ▸ **232 20 99** max Ø200mm
PIN 16 ▸ **229 01 16** (FOR FLOOR MOUNTING)
24V DC CONVERTOR

ACCESSORIES
KAP KIX
HONEYCOMB KIX (ONLY IN COMBINATION WITH KAP KIX)

PIN 16

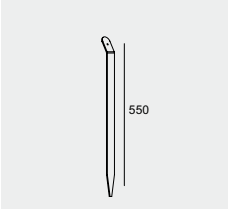

229 01 16
0,5

STRAP

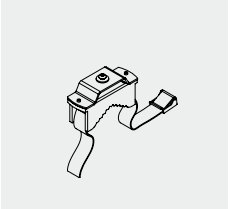

232 20 99
0,2

SOIREE W

The Soiree range was designed to be voluminous, lightweight and transparent.
Its sophisticated form creates a dense and decorative effect, filled with a warm light.

The interaction between the pure circular and rectangular forms, with the warm light sources and the symmetric configurations, triggers a dynamic tension. The Soiree takes its inspiration from many angles. From the play of light and shadow in architecture, to natural light effects, the shape of everyday objects and sculptural art.
The result is a nest of light, made of circles or rectangles, both structural and decorative, generating a seductive luminous effect.

www.deltalight.com/soiree

SOIREE WR X

SOIREE WR X

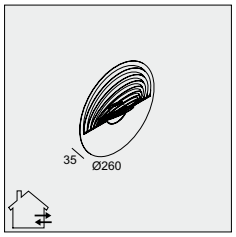

3000K / CRI>90	2700K / CRI>90
LED 3.2W / 309lm / 350mA	LED 3.2W / 297lm / 350mA
24019 9300 ◇	**24019 9200** ◇
◇ B	
100-240V / 50-60Hz	

□ 0,7 IP54

SOIREE WS X

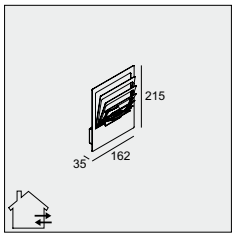

3000K / CRI>90	2700K / CRI>90
LED 3.2W / 309lm / 350mA	LED 3.2W / 297lm / 350mA
24018 9300 ◇	**24018 9200** ◇
◇ B	
100-240V / 50-60Hz	

□ 0,5 IP54

SOIREE WS X DOWN-UP

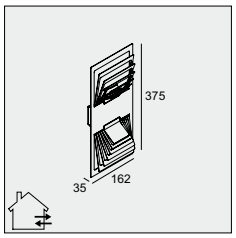

3000K / CRI>90	2700K / CRI>90
2 x LED 3.2W / 309lm / 350mA	2 x LED 3.2W / 297lm / 350mA
24020 9300 ◇	**24020 9200** ◇
◇ B	
100-240V / 50-60Hz	

□ 0,8 IP54

EXTERIOR

FLOOR

RECESSED

NEW

LOGIC

P 583



LOGIC F

P 589

LEDS C / GO

P 591



NEW

PAGE503

P 503



LUMEN OUTPUT mentioned as indicative reach.

SURFACE

KIX

P 593

130 - 2310lm

NEW

FRAX

P 595

650 - 2400lm

NEW

OUTLINER

P 599

PRO

STIEVIE

P 601

2 HEIGHTS

ELBO

P 603

2 HEIGHTS

ELBO BRIDGE

P 605

2 HEIGHTS

MONTUR

P 607

3 HEIGHTS

OBLIX

P 609

4 HEIGHTS

ASTRIX

P 613

3 HEIGHTS

NEW

WALKER II

P 615

2 SIZES

3 HEIGHTS

STRIPER

P 617

MONOPOL

P 619

2 HEIGHTS

SPYKER

P 621

2 HEIGHTS

BAZIL

P 623

POLESANO

P 626

LUMEN OUTPUT mentioned as indicative reach.

LOGIC

Thanks to its multiple reflector options, Logic can be used to accentuate trees or sculptures, to light up facades or large garden features, to create a sense of depth or indicate the right direction along paths and driveways. The choice of installation – trimless or with trim – and its round or square shape allow you to match look & feel with the design of the building. Within the same family, Logic W can be used as guidance light, built into the wall.

LOGIC 40

The Logic range stands for a complete family of water and shock resistant lighting fixtures. Logic 40 is the smallest of the family, a minimalistic recessed uplight with a diameter of only 40mm. With its small beam angle of 15°, it perfectly serves as an accent light to highlight any architectural aspect you want. Available with trim or as a trimless installation for an even more minimalistic look. To take care of the visual well-being, Logic 40 either comes with a micro vizor inside or as a Moon version, shielding off the light that is thrown backwards. The perfect addition to accentuate green or sculptures, to highlight façade or small garden features, to create a sense of depth or indicate the right direction along paths and driveways.

LOGIC 60

With a diameter of only 60mm, Logic 60 can easily be integrated in any landscape design, without disturbing the visual perception of it. Its smallest beam angle is ideal for highlighting, while the wallwash versions emphasize façades and bring depth into the architecture.The specific Moon version cuts of the light spill going backwards, ideal to accentuate trees or reduce the glare for passers-by.

LOGIC 90

The bigger version of Logic allows for more choice in beam angles, letting the designer be creative and play with light effect and light intensity. Similar to Logic 60 also wallwash versions are available within the bigger range to offer multiple light effects within the same design language.

LOGIC R OK

For optimal beam control, the LED module in Logic R OK can be easily tilted up to 30° and rotated over 350°, while keeping its IP65 label.

LOGIC F

Logic F creates a playful effect on your path or driveway, perfect to enhance the architectural character of your project and landscape.

www.deltalight.com/logic

LOGIC 40

LOGIC 60 WW

LOGIC S

LOGIC R OK

LOGIC F

					NEW IK08	IK08				
					LOGIC 40	**LOGIC 60**	**LOGIC**		**LOGIC R OK**	**LOGIC F**
					LED 380 lm	LED 229 - 774 lm	LED 774 lm		LED 229 - 1075 lm	LED 40 lm
					ROUND Ø 40mm	ROUND Ø 60mm	ROUND Ø 90mm	SQUARE 110 x 110mm	ROUND Ø 140mm	ROUND Ø 100mm
	TRIMLESS	FIX			✓	✓	✓			
			MOON		✓	✓				
			WALLWASH			✓	✓			
	TRIM	FIX			✓	✓	✓			
								✓		
			MOON		✓	✓				
			WALLWASH				✓			
			F							✓
		ADJUSTABLE							✓	

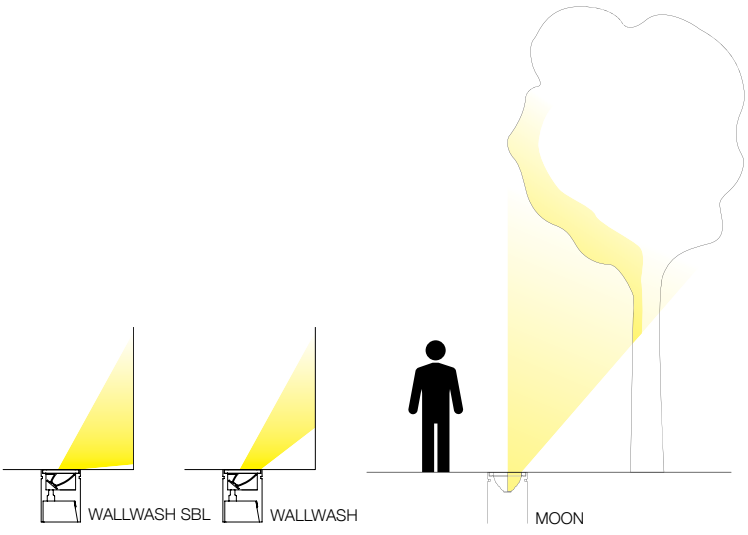

GOVAERT & VANHOUTTE ARCHITECTS

LOGIC 40 R

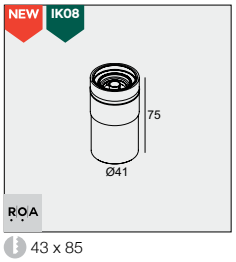

43 x 85

3000K / CRI>90
LED [E] 3.9W / 385lm / 350mA
15°
13955 9310 ◇
◇ ANO

INCL.1 x CABLE H05 RN-F 2 x 1mm² 0,5m
INCL. 1 x MICRO VISOR
IEC 60598-2-13 : max.150kg 25N/cm²
ESG 6mm

0,2 IP67

LOGIC 40 R A

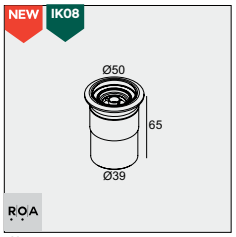

43 x 70

3000K / CRI>90
LED [E] 3.9W / 385lm / 350mA
15°
13957 9310 ◇
◇ INOX

INCL.1 x CABLE H05 RN-F 2 x 1mm² 0,5m
INCL. 1 x MICRO VISOR
IEC 60598-2-13 : max.150kg 25N/cm²
ESG 6mm

0,4 IP67

LOGIC 40 R MOON

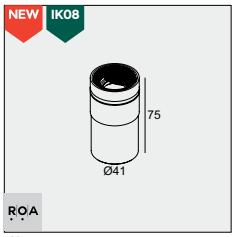

43 x 85

3000K / CRI>90
LED [E] 3.9W / 385lm / 350mA
15°
13956 9310 ◇
◇ ANO

INCL.1 x CABLE H05 RN-F 2 x 1mm² 0,5m
IEC 60598-2-13 : max.150kg 25N/cm²
ESG 6mm

0,2 IP67

LOGIC 40 R A MOON

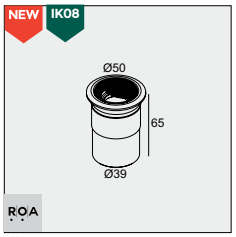

43 x 70

3000K / CRI>90
LED [E] 3.9W / 385lm / 350mA
15°
13958 9310 ◇
◇ INOX

INCL.1 x CABLE H05 RN-F 2 x 1mm² 0,5m
IEC 60598-2-13 : max.150kg 25N/cm²
ESG 6mm

0,4 IP67

REQUIREMENTS
LED POWER SUPPLY

OPTIONS
LOGIC 40 BOX R ▸ **13910 0010**
CBOX ▸ **216 12 00**
IP68 CONNECTION KIT ▸ **216 12 01**
IP68 CONNECTOR 3P ▸ **216 12 02**

LOGIC 40 R

LOGIC 40 R MOON

LOGIC 40 RA STAINLESS STEEL (INOX)

LOGIC 60 R

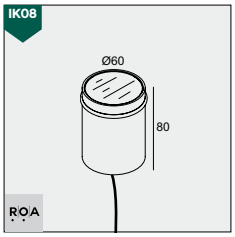

61 x 100

NEW NEW

3000K / CRI>80		3000K / CRI>90	
700 - 1050mA	24V-DC (NON DIM)	350mA	24V-DC (NON DIM)
LED [F] 2W / 229lm / 700mA LED [F] 3.2W / 319lm / 1050mA	LED 2W / 229lm / 24V-DC	LED [H] 7.1W / 812lm / 350mA	LED 7.1W / 812lm / 24V-DC
6°		20°	
213 45 15 ◇	**13959 8310** ◇	**213 45 811 932** ◇	**13960 9320** ◇
◇ ANO			

INCL.1 x CABLE H05 RN-F 2 x 1mm² 0,5m
IEC 60598-2-13 : max.150kg 25N/cm²
ESG 5mm

III 0,6 IP67

LOGIC 60 R A

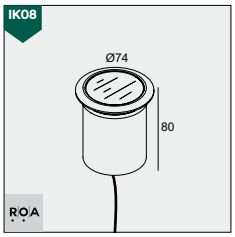

61 x 100

NEW NEW

3000K / CRI>80		3000K / CRI>90	
700 - 1050mA	24V-DC (NON DIM)	350mA	24V-DC (NON DIM)
LED [F] 2W / 229lm / 700mA LED [F] 3.2W / 319lm / 1050mA	LED 2W / 229lm . / 24V-DC	LED [H] 7.1W / 812lm / 350mA	LED 7.1W / 812lm / 24V-DC
6°		20°	
213 46 15 ◇	**13961 8310** ◇	**213 46 811 932** ◇	**13962 9320** ◇
◇ ANO / B (BLACK ANODISED)			

INCL.1 x CABLE H05 RN-F 2 x 1mm² 0,5m
IEC 60598-2-13 : max.150kg 25N/cm²
ESG 5mm

III 0,6 IP67

LOGIC 60 R

LOGIC 60 R A

24V-DC CONVERTOR

LOGIC 60 R A SP

REQUIREMENTS
LED POWER SUPPLY

OPTIONS
LOGIC 60 BOX R ▸ **213 19 10**
CBOX ▸ **216 12 00**
IP68 CONNECTION KIT ▸ **216 12 01**
IP68 CONNECTOR 3P ▸ **216 12 02**

LOGIC 60 R WALLWASH

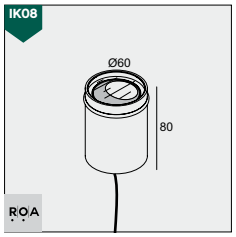

61 x 100

3000K / CRI>80	
24V-DC (NON DIM)	
LED 4W / 335lm / 24V-DC	
WALLWASH	WALLWASH + SBL
213 45 212 ◇	**213 45 2125** ◇
◇ ANO	

INCL.1 x CABLE H05 RN-F 2 x 1mm² 0,5m
IEC 60598-2-13 : max.150kg 25N/cm²
ESG 5mm

III 0,6 IP67

LOGIC 60 R MOON

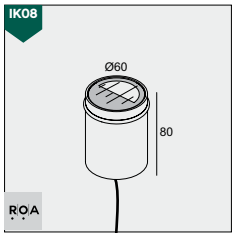

61 x 100

NEW

3000K / CRI>90	
350mA	24V-DC (NON DIM)
LED [H] 7.1W / 812lm / 350mA	LED 7.1W / 812lm / 24V-DC
20°	
213 45 10 811 932 ◇	**13963 9320** ◇
◇ ANO	

INCL.1 x CABLE H05 RN-F 2 x 1mm² 0,5m
IEC 60598-2-13 : max.150kg 25N/cm²
ESG 5mm

III 0,6 IP67

LOGIC 60 R A MOON

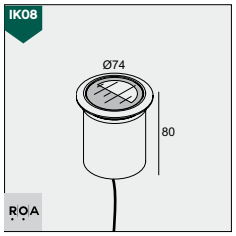

61 x 100

NEW

3000K / CRI>90	
350mA	24V-DC (NON DIM)
LED [H] 7.1W / 812lm / 350mA	LED 7.1W / 812lm / 24V-DC
20°	
213 46 10 811 932 ◇	**13964 9320** ◇
◇ ANO / B (BLACK ANODISED)	

INCL.1 x CABLE H05 RN-F 2 x 1mm² 0,5m
IEC 60598-2-13 : max.150kg 25N/cm²
ESG 5mm

III 0,6 IP67

REQUIREMENTS
LED POWER SUPPLY

OPTIONS
CBOX ▸ **216 12 00**
LOGIC 60 BOX R ▸ **213 19 10**
IP68 CONNECTION KIT ▸ **216 12 01**
IP68 CONNECTOR 3P ▸ **216 12 02**

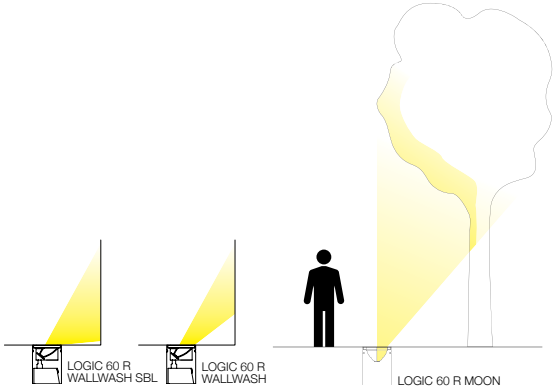

LOGIC R

NEW

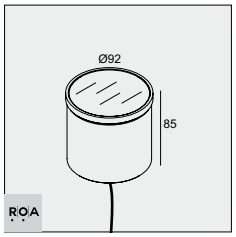

93 x 125

3000K / CRI>90					
350mA			24V-DC (NON DIM)		
LED 7.1W / 812lm / 350mA			LED 7.1W / 812lm / 24V-DC		
11°	30°	55°	11°	30°	55°
213 47 811 931 ◇	**213 47 811 932** ◇	**213 47 811 933** ◇	**13965 9310** ◇	**13965 9320** ◇	**13965 9330** ◇
◇ ANO					
100-240V / 50-60Hz			24V-DC		

INCL.CABLE H05 RN-F 2 x 1mm² 0,5m
INCL.IP68 CONNECTOR 3P
IEC 60598-2-13: max.150kg 25N/cm²
ESG 5mm

1,0 IP67



RECESSED TRIM

LOGIC R A

NEW

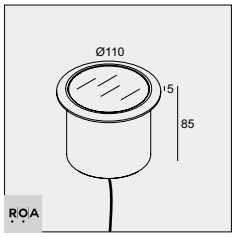

93 x 125

3000K / CRI>90					
350mA			24V-DC (NON DIM)		
LED 7.1W / 812lm / 350mA			LED 7.1W / 812lm / 24V-DC		
11°	30°	55°	11°	30°	55°
213 48 811 931 ◇	**213 48 811 932** ◇	**213 48 811 933** ◇	**13966 9310** ◇	**13966 9320** ◇	**13966 9330** ◇
◇ ANO / B (BLACK ANODISED)					
100-240V / 50-60Hz			24V-DC		

INCL.CABLE H05 RN-F 2 x 1mm² 0,5m
INCL.IP68 CONNECTOR 3P
IEC 60598-2-13: max.150kg 25N/cm²
ESG 5mm

1,0 IP67

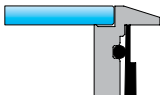

SURFACE MOUNTED TRIM

LOGIC S

NEW

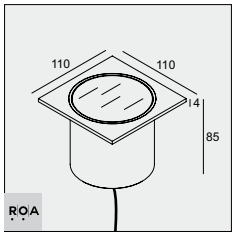

112 x 112 x 125

3000K / CRI>90					
350mA			24V-DC (NON DIM)		
LED 7.1W / 812lm / 350mA			LED 7.1W / 812lm / 24V-DC		
11°	30°	55°	11°	30°	55°
213 49 811 931 ◇	**213 49 811 932** ◇	**213 49 811 933** ◇	**13967 9310** ◇	**13967 9320** ◇	**13967 9330** ◇
◇ ANO					
100-240V / 50-60Hz			24V-DC		

INCL.CABLE H05 RN-F 2 x 1mm² 0,5m
INCL.IP68 CONNECTOR 3P
IEC 60598-2-13: max.150kg 25N/cm²
ESG 5mm

1,1 IP67

RECESSED TRIM

LOGIC R WALLWASH SBL

LOGIC R WALLWASH

24V-DC CONVERTOR

LOGIC S - IP68 CONNECTOR 3P

REQUIREMENTS
LED POWER SUPPLY (only fot 24V-DC versions)

OPTIONS
GENIE BOX 90 R ▸ **213 19 09** (for logic R)
GENIE BOX 80 S / 90 S ▸ **213 19 08** (for logic S)
CBOX ▸ **216 12 00**

LOGIC R WALLWASH

NEW

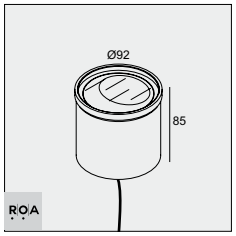

93 x 125

3000K / CRI>90			
350mA		24V-DC (NON DIM)	
LED 7.1W / 812lm / 350mA		LED 7.1W / 812lm / 24V-DC	
WALLWASH	WALLWASH + SBL	WALLWASH	WALLWASH + SBL
213 473 811 930 ◇	**213 474 811 930** ◇	**13968 9300** ◇	**13969 9300** ◇
◇ ANO			
100-240V / 50-60Hz		24V-DC	

INCL.CABLE H05 RN-F 2 x 1mm² 0,5m
INCL.IP68 CONNECTOR 3P
IEC 60598-2-13: max.150kg 25N/cm²
ESG 5mm

1,0 IP67

LOGIC R A WALLWASH

NEW

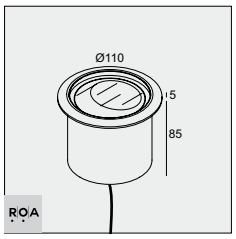

93 x 125

3000K / CRI>90			
350mA		24V-DC (NON DIM)	
LED 7.1W / 812lm / 350mA		LED 7.1W / 812lm / 24V-DC	
WALLWASH	WALLWASH + SBL	WALLWASH	WALLWASH + SBL
213 483 811 930 ◇	**213 484 811 930** ◇	**13970 9300** ◇	**13971 9300** ◇
◇ ANO / B (BLACK ANODISED)			
100-240V / 50-60Hz		24V-DC	

INCL.CABLE H05 RN-F 2 x 1mm² 0,5m
INCL.IP68 CONNECTOR 3P
IEC 60598-2-13: max.150kg 25N/cm²
ESG 5mm

1,0 IP67

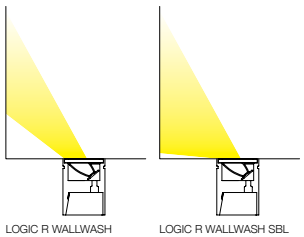

LOGIC R WALLWASH LOGIC R WALLWASH SBL

EXTERIOR FLOOR

LOGIC R OK

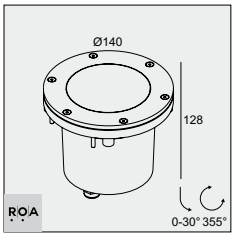

KIT x 195

3000K / CRI>90	
LED [F] 2W / 229lm / 700mA LED [F] 3.2W / 319lm / 1050mA	LED [H] 7.1W / 812lm / 350mA LED [H] 10.4W / 1128lm / 500mA
6°	30°
213 502 931 ◇	**213 501 811 932** ◇
◇ ANO	

INCL.CABLE H05 RN-F 2 x 1mm² 0,5m
INCL.IP68 CONNECTOR 3P
IEC 60598-2-13: max.150kg 25N/cm²
ESG 5mm

III 1,1 IP67

REQUIREMENTS
LED POWER SUPPLY

OPTIONS
LOGIC R OK BOX R ▸ **213 50 10**
IP68 CONNECTION KIT ▸ **216 12 01**

LOGIC R OK - IP68 CONNECTOR 3P MOISTURE LOCK

ADJUSTABLE 0°-30° / 355°

LOGIC R OK BOX

LOGIC F1

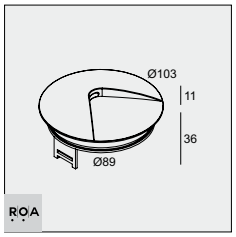

93 x 40

3000K / CRI>80
LED 0,6W / 40lm / 24V-DC
213 47 112 ◇
◇ A
max.600kg
0,3 IP67

LOGIC F2

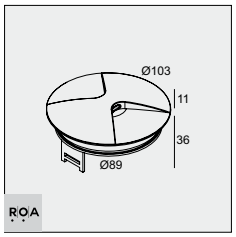

93 x 40

3000K / CRI>80
2 x LED 0,6W / 40lm / 24V-DC
213 47 122 ◇
◇ A
max.600kg
0,3 IP67

REQUIREMENTS
LED POWER SUPPLY

OPTIONS
GENIE BOX 90R ▸ **213 19 09**
CBOX ▸ **216 12 00**

LOGIC F2

LEDS C/GO

This family offers some miniature fixtures that serve as orientation and atmosphere lighting. Available in round and square, these little dots of light are perfect as guidance lights.
While Leds C II can be used indoors - for example as safety light in corridors and hallways -, Leds C R ST and Leds Go will guide the way outdoors – along paths and driveways.

www.deltalight.com/leds-c
www.deltalight.com/leds-go

LEDS GO

LEDS C R ST

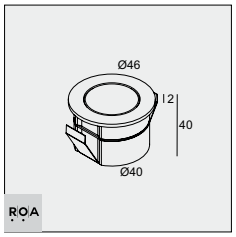

41 x 45

4000K / CRI>80	3000K / CRI>80
LED [A] 1W / 134lm / 350mA	LED [A] 1W / 132lm / 350mA
302 20 34 ◇	**302 20 32** ◇
◇ ANO	

III 0,1 IP67

LEDS GO IN FORTE

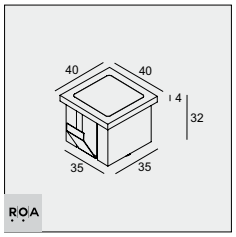

38 x 38 x 45

4000K / CRI>80	3000K / CRI>80
LED [A] 1W / 134lm / 350mA	LED [A] 1W / 132lm / 350mA
302 10 34 ◇	**302 10 32** ◇
◇ ANO	

III 0,1 IP67

REQUIREMENTS
LED POWER SUPPLY

OPTIONS
CBOX ▸ **216 12 00** (for all versions)
or CBOX 350mA/10W ▸ **216 14 35** (for all versions)

CONCRETE BOX 151 ▸ **302 19 21** (for leds GO IN FORTE)
CONCRETE BOX TR 152 ▸ **302 19 22** (for leds GO IN FORTE)

KIX

Flexible, subtle, elegant and powerful: these are the keywords that describe the Kix perfectly. Despite its low-profile appearance, Kix excels in light output and quality, ideal for walkway lighting or other landscape applications. Kix is easy and flexible to use thanks to the adjustable head, designed to provide optimal cooling and eliminate glare.
Kix is available for installation on wall or floor, to strap around a tree or to mount in soft green areas with a pin. In addition to the more robust version of Kix, there is also a S(mall) and M(edium) version available. Kix S combines a powerled with a lens, resulting in a nice 10° light beam. All models have an IP65 rating and are available in alu grey or dark grey.

www.deltalight.com/kix

KIX S

KIX M

KIX S PIN

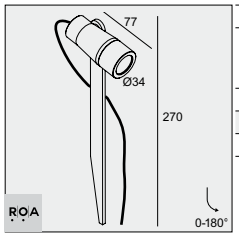

NEW

3000K / CRI>80	
LED [A] 1W / 132lm / 350mA LED [A] 1.4W / 182lm / 500mA LED [A] 2W / 245lm / 700mA	LED 2W / 245lm / 24V-DC
10°	
232 09 831◇	**13529 8310** ◇
◇ N	

INCL.1 x CABLE H05 RN-F 2 x 1mm² 2m

0,3 IP65

24V-DC CONVERTOR

KIX M PIN

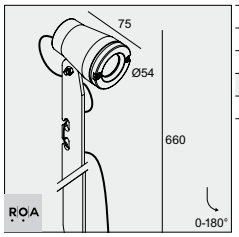

NEW

3000K / CRI>90	
LED [D] 6.4W / 587lm / 350mA	LED 6.4W / 587lm / 24V-DC
30°	
232 13 933 ◇	**13530 9330** ◇
◇ A / N	

INCL.1 x CABLE H05 RN-F 2 x 1mm² 2m
INCL.1 x KAP STRIPER B (REMOVABLE)

0,6 IP55

KIX II PIN

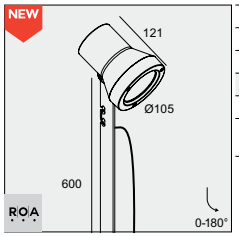

3000K / CRI>90							
LED 7.1W / 812lm / 350mA				LED 7.1W / 812lm / 24V-DC			
11°	30°	55°	120°	11°	30°	55°	120°
13537 9310 ◇	**13537 9320** ◇	**13537 9330** ◇	**13536 9300** ◇	**13531 9310** ◇	**13531 9320** ◇	**13531 9330** ◇	**13538 9300** ◇
◇ A / N							
100-240V / 50-60Hz				24V-DC			

INCL.1 x CABLE H05 RN-F 2 x 1mm² 2m

1,2 IP65

KIX II HP PIN

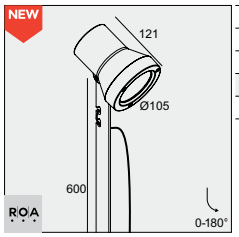

3000K / CRI>90		
LED [J] 16.3W / 2309lm / 500mA		
11°	30°	55°
13535 9310 ◇	**13535 9320** ◇	**13535 9330** ◇
◇ A / N		

INCL.1 x CABLE H05 RN-F 2 x 1mm² 2m

1,0 IP65

REQUIREMENTS
LED POWER SUPPLY (not for kix II PIN 100-240V)

OPTIONS
CBOX ▸ **216 12 00**
IP68 CONNECTION KIT ▸ **216 12 01**
IP68 CONNECTOR 3P ▸ **216 12 02**

ACCESSORIES
KAP KIX
HONEYCOMB KIX (only in combination withKAP KIX)

24V-DC CONVERTOR

FRAX

Light and ambiance is not only for indoors, by combining light and architecture in outdoor settings, the city also remains vibrant at night. With its 7 different light effects and its multiple installation options, Frax has been designed for every aspect of the urban architecture: any form, any material or any composition.

www.deltalight.com/frax

FRAX SB

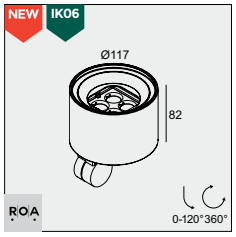

	3000K / CRI>90 LED CLUSTER 7,9W / 867lm / 700mA		
	14°	26°	47°
NO ACCESSORY	**26000 9310** ◇	**26000 9360** ◇	**26000 9380** ◇
HONEYCOMB	**26000 9320** ◇	**26000 9370** ◇	**26000 9390** ◇
LINEAR V	**26000 9330** ◇	-	-
LINEAR H	**26000 9340** ◇	-	-
WALLWASH	**26000 9350** ◇	-	-

◇ N
220-240V / 50-60Hz
INCL.1 x CABLE H05 RN-F 3 x 1mm² 2m
IP 1,3 IP65

FRAX SB SUPERSPOT

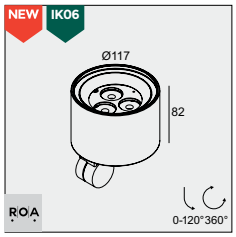

	3000K / CRI>90 LED CLUSTER 5,9W / 650lm / 700mA
	8°
NO ACCESSORY	**26100 9310** ◇
HONEYCOMB	**26100 9320** ◇

◇ N
110-240V / 50-60Hz
INCL.1 x CABLE H05 RN-F 3 x 1mm² 2m
IP 1,3 IP65

FRAX MB

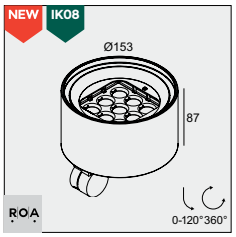

	3000K / CRI>90 LED CLUSTER 23W / 2390lm / 900mA		
	14°	26°	47°
NO ACCESSORY	**26010 9310** ◇	**26010 9360** ◇	**26010 9380** ◇
HONEYCOMB	**26010 9320** ◇	**26010 9370** ◇	**26010 9390** ◇
LINEAR V	**26010 9330** ◇	-	-
LINEAR H	**26010 9340** ◇	-	-
WALLWASH	**26010 9350** ◇	-	-

◇ N
220-240V / 50-60Hz
INCL.1 x CABLE H05 RN-F 3 x 1mm² 2m
IP 2,1 IP65

FRAX MB SUPERSPOT

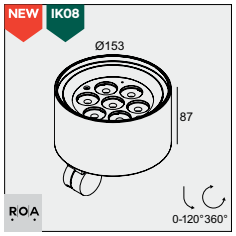

	3000K / CRI>90 LED CLUSTER 17,9W / 1859lm / 900mA
	8°
NO ACCESSORY	**26110 9310** ◇
HONEYCOMB	**26110 9320** ◇

◇ N
220-240V / 50-60Hz
INCL.1 x CABLE H05 RN-F 3 x 1mm² 2m
IP 2,1 IP65

REQUIREMENTS
FRAX BRACKET
or
FRAX STRAP (max. Ø250mm)
or
FRAX PIN

ACCESSORIES
FRAX ANTI VANDAL SCREWS 5 PCS ▸ **26070 0030**
FRAX S KAP ▸ **26070 0010** N (for frax SB)
FRAX M KAP ▸ **26070 0020** N (for frax MB)

FRAX BRACKET

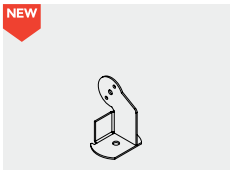

26070 0060 ◇
◇ N
0,1

FRAX STRAP

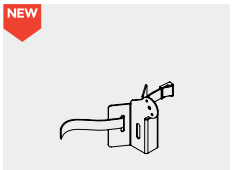

26070 0050 ◇
◇ N
0,1

FRAX PIN

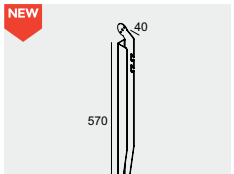

26070 0040 ◇
◇ N
0,1

ARTIST ELLEN HARVEY

FRAX S

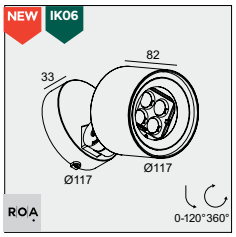

	3000K / CRI>90		
	LED CLUSTER 7,9W / 867lm / 700mA		
	14°	26°	47°
NO ACCESSORY	**26001 9310** ◇	**26001 9360** ◇	**26001 9380** ◇
HONEYCOMB	**26001 9320** ◇	**26001 9370** ◇	**26001 9390** ◇
LINEAR V	**26001 9330** ◇	-	-
LINEAR H	**26001 9340** ◇	-	-
WALLWASH	**26001 9350** ◇	-	-
	◇ A / N		
	220-240V / 50-60Hz		
	1,5 IP65		

FRAX S SUPERSPOT

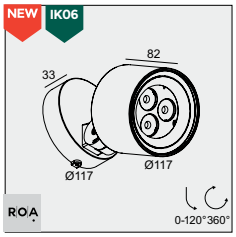

	3000K / CRI>90
	LED CLUSTER 5,9W / 650lm / 700mA
	8°
NO ACCESSORY	**26101 9310** ◇
HONEYCOMB	**26101 9320** ◇
	◇ A / N
	110-240V / 50-60Hz
	1,5 IP65

FRAX M

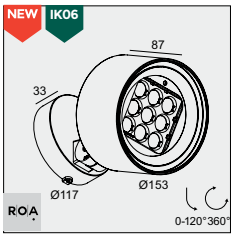

	3000K / CRI>90		
	LED CLUSTER 23W / 2390lm / 900mA		
	14°	26°	47°
NO ACCESSORY	**26011 9310** ◇	**26011 9360** ◇	**26011 9380** ◇
HONEYCOMB	**26011 9320** ◇	**26011 9370** ◇	**26011 9390** ◇
LINEAR V	**26011 9330** ◇	-	-
LINEAR H	**26011 9340** ◇	-	-
WALLWASH	**26011 9350** ◇	-	-
	◇ A / N		
	220-240V / 50-60Hz		
	2,4 IP65		

FRAX M SUPERSPOT

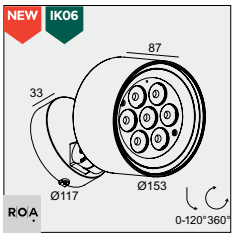

	3000K / CRI>90
	LED CLUSTER 17,9W / 1859lm / 900mA
	8°
NO ACCESSORY	**26111 9310** ◇
HONEYCOMB	**26111 9320** ◇
	◇ A / N
	220-240V / 50-60Hz
	2,4 IP65

ACCESSORIES
FRAX ANTI VANDAL SCREWS 5 PCS ▸ **26070 0030**
FRAX S KAP ▸ **26070 0010** N (for frax S)
FRAX M KAP ▸ **26070 0020** N (for frax M)

FRAX M + FRAX M KAP

OUTLINER

Outliner defines the perimeter. It comes as single luminaire or as a bespoke profile, perfectly optimizable to any desired length. Designed as an unobtrusive linear solution, Outliner shields off the light source and gently casts its light towards the surface. As such, Outliner is ideal to serve as perimeter lighting across paths, terraces or parking lots, areas that function as passageway.

www.deltalight.com/outliner

OUTLINER 100

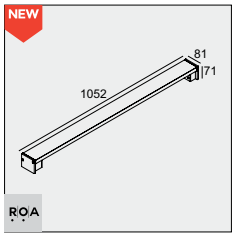

3000K / CRI>90
LEDFLEX OUT 5,1W / 650lm / 24V-DC
L 1050mm
27810 9300 ◇
◇ N
2,4 IP54

REQUIREMENTS
LED POWER SUPPLY

OPTIONS
CBOX ▸ **216 12 00**
2x PIN 11 ▸ **229 01 11**

STIEVIE

Stievie is not your typical lighting bollard. The sharp pin underneath the luminaire allows you to install it in many different ways, like a spear has been thrown into the lawn. Its linear light generates a pleasant and warm light effect, ideal to light up a sculpture or to guide a way along the light.

www.deltalight.com/stievie

STIEVIE

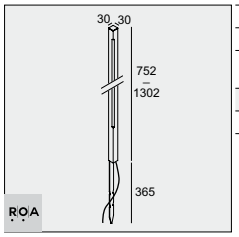

3000K / CRI>80	
LED TUBE 6W / 513lm / 24V-DC	LED TUBE 10W / 873lm / 24V-DC
H 752mm / 0,8	H 1302mm / 1,3
270 73 075 ◇	**270 73 130** ◇
◇ N	
INCL.1 x CABLE H05 RN-F 2 x 1mm² 2m INCL.PIN	
IP65	

REQUIREMENTS
LED POWER SUPPLY

OPTIONS
CBOX ▸ **216 12 00**
IP68 CONNECTION KIT ▸ **216 12 01**
IP68 CONNECTOR 3P ▸ **216 12 02**

ELBO

Elbo can be used as functional path lighting thanks to the in-house developed optics. The lens solution creates a double effect with a wide general soft glow combined with a narrow delineated beam in the middle. According to the position in the luminaire, it can create a long line of light along a pathway or it can create a linear pattern as the light is thrown forward.

www.deltalight.com/elbo

ELBO SYMMETRIC P

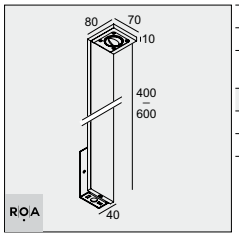

3000K / CRI>80	
LED 3.9W / 419lm / 350mA	
H 400mm / 1,0	H 600mm / 1,4
223 24 83 ◇	**223 26 83** ◇
◇ A / B	
100-240V / 50-60Hz	
IP55	

ELBO ASYMMETRIC P

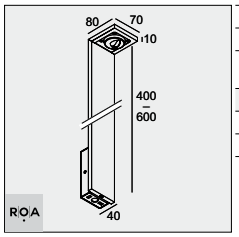

3000K / CRI>80	
LED 3.9W / 419lm / 350mA	
H 400mm / 1,0	H 600mm / 1,4
223 34 83 ◇	**223 36 83** ◇
◇ A / B	
100-240V / 50-60Hz	
IP55	

OPTIONS
CBOX ▸ **216 12 00**
IP68 CONNECTION KIT ▸ **216 12 01**
IP68 CONNECTOR 3P ▸ **216 12 02**
PIN 11 ▸ **229 01 11**


ELBO SYMMETRIC P

ELBO ASYMMETRIC P

ELBO
BRIDGE



ELBO BRIDGE P

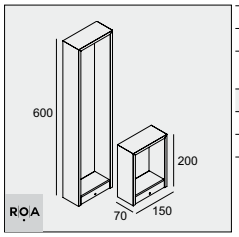

3000K / CRI>80	
LED 3.9W / 419lm / 350mA	
H 200mm / 1,0	H 600mm / 1,8
223 122 83 ◇	**223 126 83** ◇
◇ A / B	
100-240V / 50-60Hz	
INCL.SYMMETRIC LENS	
☐ IP55	

OPTIONS
CBOX ▸ **216 12 00**
IP68 CONNECTION KIT ▸ **216 12 01**
IP68 CONNECTOR 3P ▸ **216 12 02**
PIN 4 ▸ **229 01 04**

GOOD DESIGN award

MONTUR

With Montur we offer a highly original interpretation of an archetypical concept: a light source that is contained within the framing of a 3D square or rectangular shape. The Montur is available in indoor and outdoor versions, as a ground, wall or ceiling fixture, with LED clusters or filament-LED lamps with a rustic look. The series integrates beautifully in both country-classic and contemporary homes, and is suitable for hotels and public buildings as well.

The Montur not only breathes new life into a classic concept, it also adds a detailed element of refinement. The sharply profiled framing in aluminium is utterly devoid of welding seams. For both the indoor and outdoor versions, there is a choice of finishing with either hand pressed transparent or opal glass. The opal glass version contains a milky, cone shaped core, with a transparent glass surface, creating a pleasantly diffused light that gives the lamp extra cachet. The indoor version of the Montur is also available as an open cube, with one or two bulbs, or in a rectangular shape with a powerful LED cluster concealed behind a protective cover in polycarbonate. By using them as outdoor fixtures, you can extend your lighting style into the garden or parking area. The outdoor versions are available in the same models as the indoor ones, but always feature a protective cover in glass or polycarbonate. There is also a bollard version, with a choice of various heights.

www.deltalight.com/montur

MONTUR R P LED

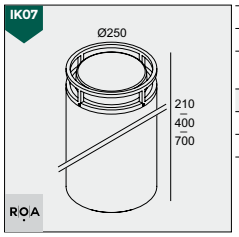

3000K / CRI>80		
LED CLUSTER 6W / 1000lm / 350mA		
H 210mm / 5,7	H 400mm / 10,2	H 700mm / 15,0
232 722 83 ◇	**232 742 83** ◇	**232 772 83** ◇
◇ B		
100-240V / 50-60Hz		
INCL.GLASS OPAL		
□ IP55		

MONTUR S P LED

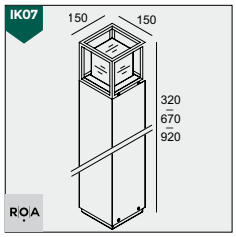

3000K / CRI>80		
LED CLUSTER 6W / 960lm / 350mA		
H 320mm / 3,3	H 670mm / 5,0	H 920mm / 6,4
232 432 83 ◇	**232 472 83** ◇	**232 492 83** ◇
◇ B		
100-240V / 50-60Hz		
INCL.GLASS OPAL		
◇ IP55		

MONTUR L P LED

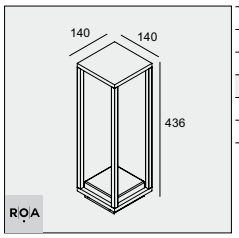

3000K / CRI>80
LED CLUSTER 13,3W / 1250lm / 500mA
MAINS DIMMING (FE)
232 659 83 ◇
◇ B
220-240V / 50-60Hz
MAINS DIMMING (FE)
□ 1,6 IP54

OPTIONS
CBOX ▸ **216 12 00**
IP68 CONNECTION KIT ▸ **216 12 01**
IP68 CONNECTOR 3P ▸ **216 12 02**
PLATE 3 ▸ **229 02 03** (for montur S and L)

OBLIX

The Oblix light effect tops any expectation.
The unique design of this bollard and the positioning of its light unit results in maximum beam spread and a powerful play of light, providing an expressive and architectural touch to
your project.

Oblix has a standard width of 150mm, while Oblix S is its smaller version of only 100mm wide.
With its additional floor base, Oblix F increases the contact area between the bollard and its mounting surface for a more robust installation. Oblix R is the round version of the family, using the same optical features but adding more volume to its surroundings. As such, one can opt for Oblix F or Oblix R for higher impact resistant bollards as they have an IK08 rating.

By shielding of the LED from sight, Oblix avoids direct exposure and dazzle, without compromising on light output. Oblix can be directly installed on any hard surface or - when combined with a pin - be planted in any green surrounding. Available in multiple heights from 150mm up to 1000m, in both alu grey and dark grey finish.

www.deltalight.com/oblix

OBLIX R

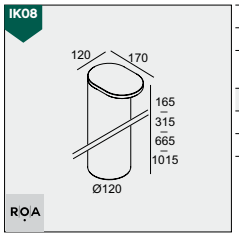

3000K / CRI>90			
LED 7.1W / 812lm / 350mA			LED 10.4W / 1128lm / 500mA
H 165mm / 2,0	H 315mm / 2,5	H 665mm / 3,4	H 1015mm / 4,8
15119 9300 ◇	**15120 9300** ◇	**15121 9300** ◇	**15122 9300** ◇
◇ N			
120-240V / 50-60Hz			
☐ IP55			

OBLIX S

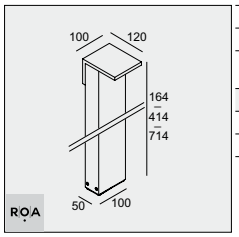

3000K / CRI>90		
LED 7.1W / 812lm / 350mA		
H 164mm / 1,4	H 418mm / 2,0	H 716mm / 3,0
15112 9300 ◇	**15113 9300** ◇	**15114 9300** ◇
◇ N		
120-240V / 50-60Hz		
☐ IP55		

OBLIX

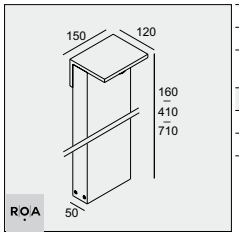

3000K / CRI>90		
LED 7.1W / 812lm / 350mA		
H 160mm / 1,7	H 410mm / 2,5	H 710mm / 3,5
15118 9300 ◇	**220 74 811 930** ◇	**220 77 811 930** ◇
◇ A / N		
120-240V / 50-60Hz	100-240V / 50-60Hz	
☐ IP55		

OBLIX F

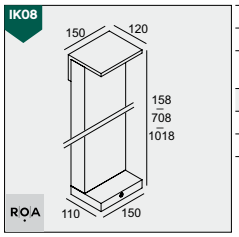

3000K / CRI>90		
LED 7.1W / 812lm / 350mA	LED 10.4W / 1128lm / 500mA	
H 158mm / 1,9	H 708mm / 3,7	H 1018mm / 5,7
15117 9300 ◇	**15115 9300** ◇	**15116 9300** ◇
◇ A / N		
120-240V / 50-60Hz	100-240V / 50-60Hz	
☐ IP55		

OPTIONS
CBOX ▸ **216 12 00**
IP68 CONNECTION KIT ▸ **216 12 01**
IP68 CONNECTOR 3P ▸ **216 12 02**
PIN 3 ▸ **229 01 03** (for oblix R)
PIN 17 ▸ **15222 0170** (for oblix S)
PIN 12 ▸ **229 01 12** (for oblix)
PLATE 7 ▸ **229 02 07** (for oblix)
PIN 18 ▸ **15222 0180** (for oblix F)

ARCHITECT LHAOS & LHAOS

INTERIOR DESIGN ATRIO INTERIORES

ASTRIX
Astrix is a more robust version of our Oblix range. It has IK07, comes in 3 different heights and with a single or double light unit. Ideal to be used as path lighting as the indirect position of the led avoids direct exposure and dazzle, resulting in a Dark Sky Friendly lighting solution.
www.deltalight.com/astrix

ASTRIX

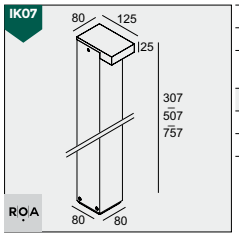

3000K / CRI>90		
LED 7.1W / 812lm / 350mA		
H 307mm / 1,4	H 507mm / 1,6	H 757mm / 1,9
14736 9300 ◇	**14737 9300** ◇	**14738 9300** ◇
◇ B		
120-240V / 50-60Hz		
IP55		

ASTRIX D

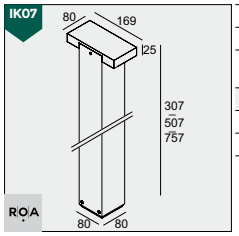

3000K / CRI>90		
2 x LED 3.2W / 309lm / 350mA		
H 307mm / 1,6	H 507mm / 2,0	H 757mm / 2,5
14739 9300 ◇	**14740 9300** ◇	**14741 9300** ◇
◇ B		
100-240V / 50-60Hz		
IP55		

OPTIONS
CBOX ▸ **216 12 00**
IP68 CONNECTION KIT ▸ **216 12 01**
IP68 CONNECTOR 3P ▸ **216 12 02**
PIN 2 ▸ **229 01 02**
PLATE 2 ▸ **229 02 02**

WALKER II

SPLIT THE LIGHT

Walker II splits the light open. Starting from 1 light source, Walker II is designed to guide the light into two directions to provide a double light effect on the surface below.
The light falls on the V-shaped inner part of the luminaire, breaking it open and throwing it to the front- and backside of the luminaire.
Walker II can serve as a guiding light on your wall or pathway, as it comes as a wall luminaire and as a bollard. Different sizes, different heights and multiple colour combinations can be combined to your preference to create the perfect setting.

www.deltalight.com/walker-ii

WALKER II S

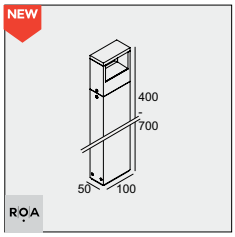

3000K / CRI>90		2700K / CRI>90	
LED CLUSTER 3,7W / 480lm / 250mA		LED CLUSTER 3,7W / 450lm / 250mA	
H 400mm / 1,7	H 700mm / 2,6	H 400mm / 1,7	H 700mm / 2,6
22620 9300 ◇	**22622 9300** ◇	**22620 9200** ◇	**22622 9200** ◇
◇ A / N			
22621 9300 ◇	**22623 9300** ◇	**22621 9200** ◇	**22623 9200** ◇
◇ A-N / N-GC			
100-240V / 50-60Hz			
□ IP54			

WALKER II

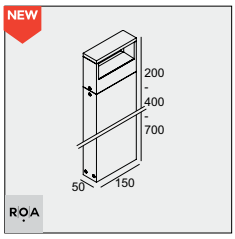

3000K / CRI>90			2700K / CRI>90		
LED CLUSTER 6,2W / 790lm / 350mA			LED CLUSTER 6,2W / 740lm / 350mA		
H 200mm / 1,0	H 400mm / 1,9	H 700mm / 2,9	H 200mm / 1,0	H 400mm / 1,9	H 700mm / 2,9
22628 9300 ◇	**22624 9300** ◇	**22626 9300** ◇	**22628 9200** ◇	**22624 9200** ◇	**22626 9200** ◇
◇ A / N					
22629 9300 ◇	**22625 9300** ◇	**22627 9300** ◇	**22629 9200** ◇	**22625 9200** ◇	**22627 9200** ◇
◇ A-N / N-GC					
100-240V / 50-60Hz					
□ IP54					

OPTIONS
PIN 17 ▸ **15222 0170** (for walker II S)
PIN 12 ▸ **229 01 12** (for walker II)
PLATE 7 ▸ **229 02 07** (for walker II)
CBOX ▸ **216 12 00**
IP68 CONNECTION KIT ▸ **216 12 01**
IP68 CONNECTOR 3P ▸ **216 12 02**

STRIPER

If you are looking for a subtle floor surface light for outdoor use, the Striper might just be what you need. Due to its rather small size it is the perfect solution to light a path or driveway without disturbing the surrounding architecture or view of the nature around you. The rectangular shape of this product gives it a modern and sleek look.
The combination of the powerled with a 4° LENS, results in a very long and narrow beam.

www.deltalight.com/striper

STRIPER

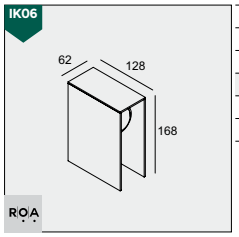

3000K / CRI>80
LED 2W / 245lm / 700mA
4°
223 00 12 ◇
◇ A / N
120-240V / 50-60Hz
1,0 IP55

OPTIONS
CBOX ▸ **216 12 00**
IP68 CONNECTION KIT ▸ **216 12 01**
IP68 CONNECTOR 3P ▸ **216 12 02**
PIN 1 ▸ **229 01 01**
PLATE 1 ▸ **229 02 01**

ACCESSORIES
KAP STRIPER ◇ ▸ **223 00 10** B

STRIPER + KAP STRIPER

MONOPOL

Monopol is a bollard taking on the shape of a slender girder, rising from the ground up. Minimalistic in design, straightforward in functionality as it produces a very focused spread of light through its narrow opening at the front. Available in 2 sizes, 2 colors and perfect to create a play of light on paths or driveways.

www.deltalight.com/monopol

MONOPOL LED

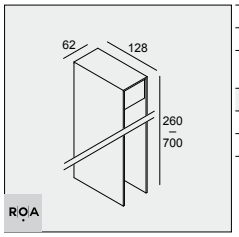

3000K / CRI>90	
LED 7.1W / 812lm / 350mA	
H 260mm / 1,2	H 700mm / 2,7
223 16 811 930 ◇	**223 17 811 930** ◇
◇ A / N	
100-240V / 50-60Hz	

IP55

N UP GRADE

OPTIONS
CBOX ▸ **216 12 00**
IP68 CONNECTION KIT ▸ **216 12 01**
IP68 CONNECTOR 3P ▸ **216 12 02**
PIN 1 ▸ **229 01 01**
PLATE 1 ▸ **229 02 01**

SPYKER

The Spyker is characterized by a circular base and a wider aluminium disc on top, holding a circular cluster of LEDs. This outdoor lighting solution is available in 2 heights and comes in alu grey or dark grey. Thanks to 2 different optics, Spyker offers 2 different light effects: the first optic creates a general light, uniform around the luminaire, while the second optic results in a circular line of light embracing the luminaire like a halo.

www.deltalight.com/spyker

SPYKER CENTRIC

SPYKER II

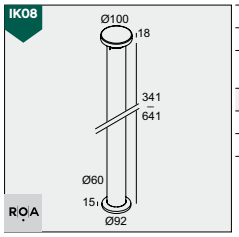

3000K / CRI>90	
LED 7.1W / 812lm / 350mA	
H 341mm / 1,1	H 641mm / 1,5
20012 9300 ◇	**20013 9300** ◇
◇ A / N	
120-240V / 50-60Hz	
☐ IP55	

SPYKER II CENTRIC

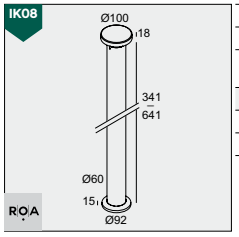

3000K / CRI>90	
LED 7.1W / 812lm / 350mA	
H 341mm / 1,1	H 641mm / 1,5
20015 9300 ◇	**20016 9300** ◇
◇ A / N	
120-240V / 50-60Hz	
☐ IP55	

OPTIONS
CBOX ▸ **216 12 00**
IP68 CONNECTION KIT ▸ **216 12 01**
IP68 CONNECTOR 3P ▸ **216 12 02**
PIN 11 ▸ **229 01 11**

GOOD DESIGN award

BAZIL

Bazil is characterized by an aluminum disc which holds a ring of leds, supported by a softly curved body that serves as a reflector, combining design and functionality.
The result is a pleasant, soft light that poses no risk of dazzling.
The large and more robust model fits perfectly around office buildings, public buildings, hotels and grand houses. Bazil comes in different colour combinations, including Delta Light's unique dark grey.

www.deltalight.com/bazil

BAZIL

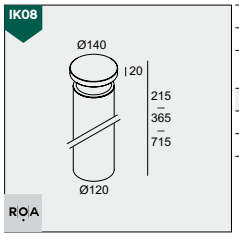

3000K / CRI>80		
LED CLUSTER 11W / 735lm / 500mA	LED CLUSTER 15W / 1020lm / 700mA	LED CLUSTER 15W / 1020lm / 700mA
H 215mm / 3,2	H 365mm / 3,7	H 715mm / 4,7
222 121 12 ◇	**222 123 12** ◇	**222 126 12** ◇
◇ A-ANO / N-ANO		
110-240V / 50-60Hz		
IP55		

OPTIONS
CBOX ▸ **216 12 00**
IP68 CONNECTION KIT ▸ **216 12 01**
IP68 CONNECTOR 3P ▸ **216 12 02**
PIN 3 ▸ **229 01 03**

German Design Award

POLESANO

Polesano, a collaboration in product design between Dean Skira and Delta Light.
The goal was to develop a new concept in lighting instruments, designed specifically for urban settings, be that a pedestrian pathway, roadway, park, square, façade or landscape. It needed to provide maximum flexibility for the designer to combine different optical characteristics, whilst keeping the same aesthetic for the entire system, regardless of the area.

The result is Polesano, offering modularity and flexibility, and providing personal involvement for the designer to meet specific functional and aesthetical needs of the project. Future developments can be integrating video surveillance, Wi-Fi, speakers or other IoT units.

Design by **DEAN SKIRA** & Delta Light

www.deltalight.com/polesano

STANDARD CONFIGURATIONS

Within the Polesano Range, some standard configurations are offered, both for the pole and the luminaire.
A pole height of 4m or 6m can be chosen, either with anchor or base as installation possibilities.
Both heights allow you to have up to 4 luminaires to be mounted in standard combinations, as shown below.
All luminars are DALI dimmable. The drivers used are DALI-2.

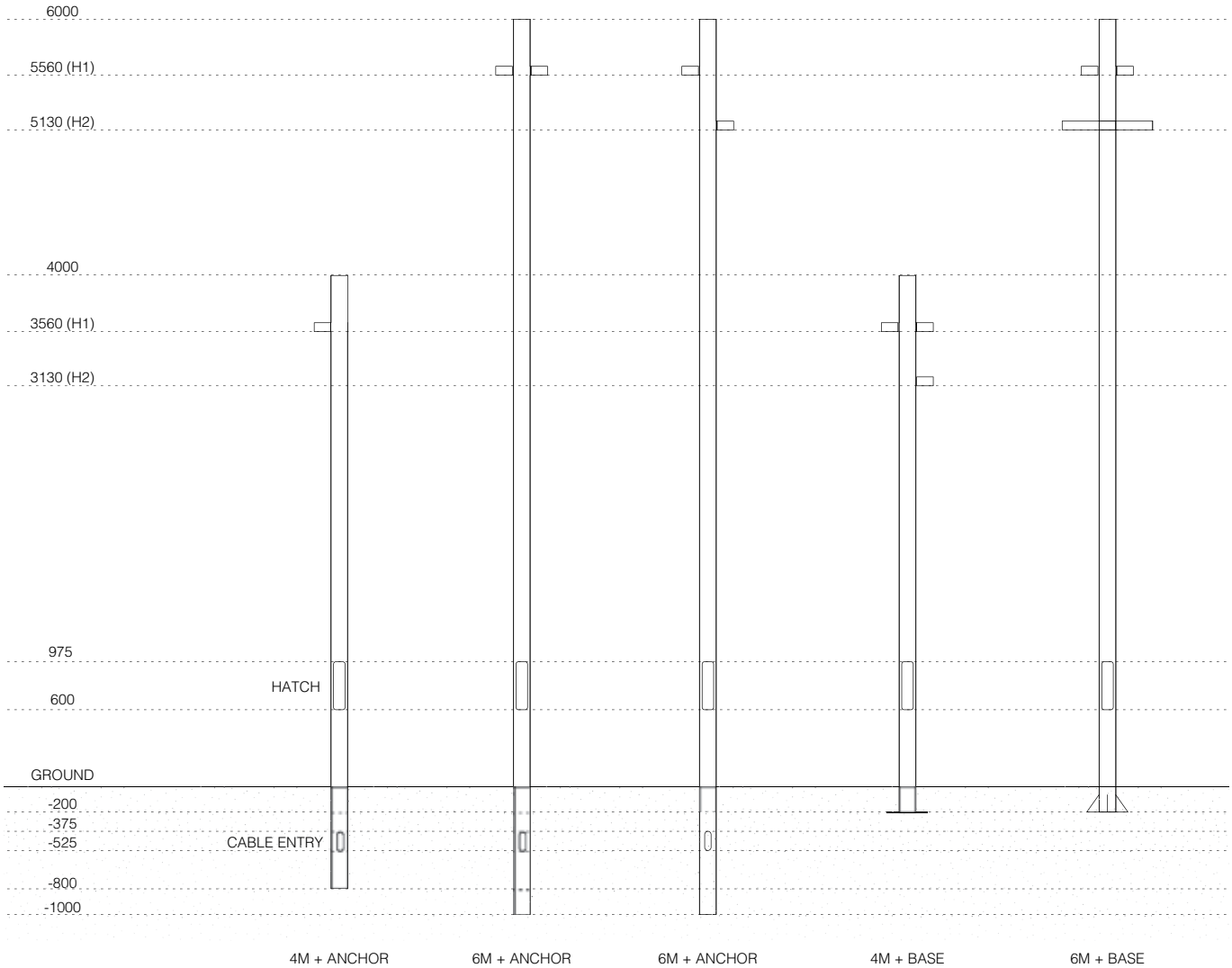

HEAD COMBINATIONS (TOPVIEW) :
(POSSIBLE WITH ALL TYPES OF POLE)

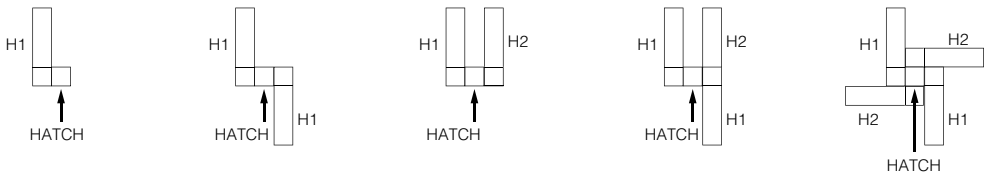

EXTERIOR FLOOR

DESIGN BY **DELTA LIGHT®** & **DEAN SKIRA**

POLESANO

DALI 2 UP GRADE

TYPE		lm		CRI		K		°		◇
43		. .		. . .		.				

TYPE		lm		CRI		K		°		◇
43	**1**	ADJUSTABLE	**1**	4481lm / 42W	**7**	CRI > 70 (ON REQUEST)	**3**	3000K	**1**	SPOT 13°	**N-B**
DALI-2 DIM 220-240V / 0I50-60Hz					**8**	CRI > 80	**4**	4000K	**2**	MEDIUM 47°	**A-B**
◇1 4,6 IP66									**3**	FLOOD 63°	
									4	STREET LIGHT	

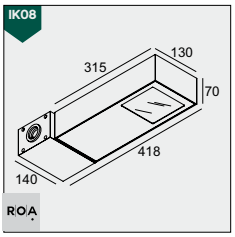

ACCESSORIES
HONEYCOMB S105 ◇ ▸ **431 03 01** B
LINEAR SPREAD LENS S105 ▸ **431 03 02**

POLESANO CAMERA

NEW IK08

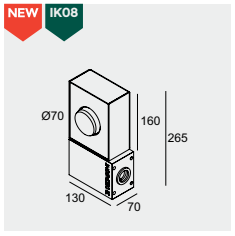

15932 0020 ◇
◇ A-B / N-B

INCL.CABLE RJ45
POWER SUPPLY VIA POE/8W
IP66

DETAILED INFO POLESANO CAMERA:

POLESANO WIFI PUCK

NEW

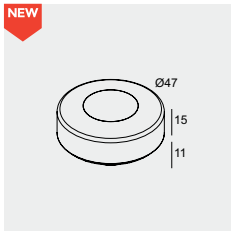

15932 0030
◇ A / N

INCL.CABLE RG58
IP65

DETAILED INFO POLESANO WIFI PUCK:

PHOTOMETRICS

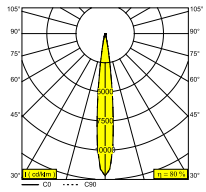

SPOT 13°

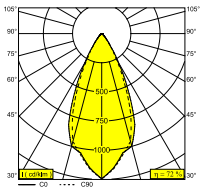

MEDIUM 47°

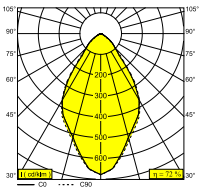

FLOOD 63°

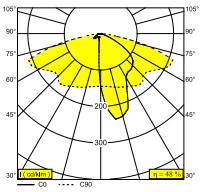

STREET

HONEYCOMB S105

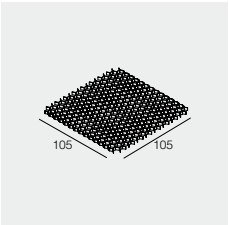

431 03 01 ◇
◇ B

LINEAR SPREAD LENS S105

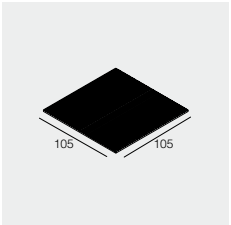

431 03 02

POLESANO POLE

TYPE | H | M | # | ◇

43 . | . . . | . . . | . . | .

TYPE		HEIGHT		MOUNTING TYPE		SERVICE		# HEAD COMBINATIONS		WIRING		FINISH
TYPE		H		M				#				◇
43	1	POLE	400	4000mm	11	ANCHORAGE 800mm	1	1 HATCH	1	1 LUMINAIRE	0	NO WIRING*	N
					22	BASE PLATE RECESSED			21	2 LUMINAIRES 1 LEVEL	1	INCL. WIRING	A
			600	6000mm	12	ANCHORAGE 1000mm							
					32	BASE PLATE RECESSED			22	2 LUMINAIRES 2 LEVELS			
									3	3 LUMINAIRES			
									4	4 LUMINAIRES			

220-240V / 0I50-60Hz
INCL. 1 x CABLE H05 RN-F 4 x 1mm² / LUMINAIRE

4,4 /m IP54

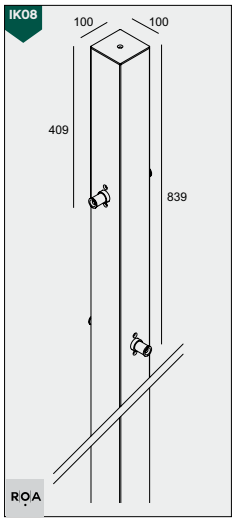

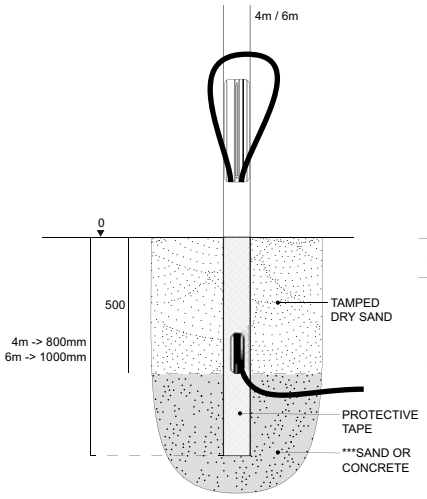

ANCHORAGE 800/1000mm

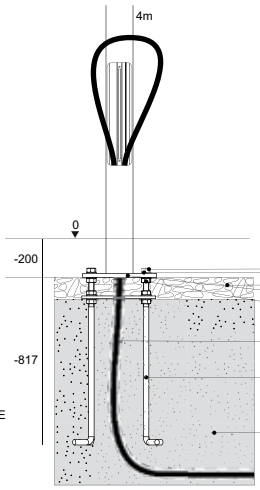

BASE PLATE RECESSED
+ PLATE 11

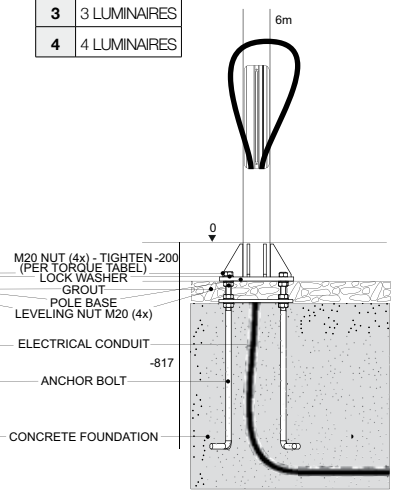

BASE PLATE RECESSED
+ PLATE 11

OPTIONS
FUSE BOX
IP68 JUNCTION BOX 4P
IP68 CONNECTOR 4P
PLATE 11 (ONLY FOR VERSION WITH BASE PLATE)

ALL ELECTRICAL CONNECTION NEED TO COMPLY WITH IP53 REGULATIONS
* ON REQUEST

IP68 JUNCTION BOX 4P

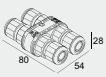

431 99 02

IP68 CONNECTOR 4P

21034 0010

FUSE BOX

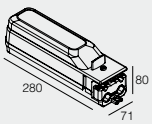

431 99 01

INCL.2 x FUSE 4A

PLATE 11

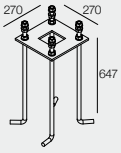

229 02 11

Graduated scale with 5° steps on both horizontal and vertical axis for better alignment of luminaires.

DESIGN BY **DELTA LIGHT®** & **DEAN SKIRA**

POLESANO WALL

lm		CRI	K	°	DIM ◊
159	. .	. .	. .	.	.

LUMEN PACKAGE		CRI		COLOUR TEMPERATURE		LIGHT DISTRIBUTION		DIMMING		FINISH
lm		CRI		K		°		°		◊
159	**31**	4481lm / 42W	**7**	CRI > 70 (ON REQUEST)	**3**	3000K	**1**	SPOT 13°	**0**	NON DIM	**N-B**
			8	CRI > 80	**4**	4000K	**2**	MEDIUM 47°			
							3	FLOOD 63°			
							4	STREET LIGHT			

220-240V / 0I50-60Hz

Ⓘ CE 4,8 IP66

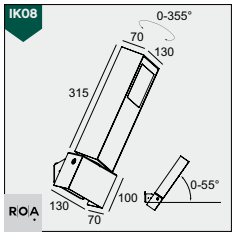

HONEYCOMB S105

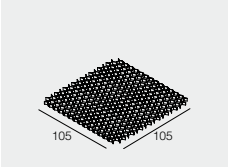

431 03 01 ◊

◊ B

LINEAR SPREAD LENS S105

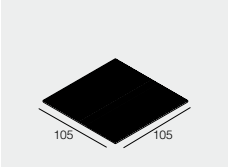

431 03 02

ACCESSORIES
HONEYCOMB S105 ◊ ▸ **431 03 01** B
LINEAR SPREAD LENS S105 ▸ **431 03 02**

EXTERIOR FLOOR

ARCHITECT TETRA

ARCHITECT DINO KRIZMANIĆ, LEONID ZUBAN (URBIS) / LIGHTING DESIGN DEAN SKIRA / PHOTOGRAPHY JAN STOJKOVIC

Lighting is still a fast-changing business due to the evolution in led.
On the following pages we inform you on some typical characteristics of led and show you the possibilities on how to connect, switch and dim power supplies in a correct way. Further in this chapter you can find specific technical information on options, requirements and accessories.

OPTIONS
Depending on the material in which the luminaire will be installed, options can be used for the installation of a luminaire but are not necessary.

REQUIREMENTS
Needed for a proper installation of the luminaire.

ACCESSORIES
To modify the beam of the luminaire.

www.deltalight.com/tec



TECHNICAL

CTRL DELTA

WIRELESS CONTROL

Delta Light introduces **CTRL DELTA**, enabling you to control and manage a selection of LED luminaires via mobile devices (Apple or Android). In essence, all dimmable luminaires can be wireless controlled, as long as the required components are either integrated or installed externally. Throughout this Lighting Bible®, the symbols below show if wireless control is possible with the luminaire in question.

CTRL DELTA IN

CTRL DELTA INSIDE
WIRELESS CONTROL IS STANDARD AND THE LUMINAIRE HAS THE REQUIRED COMPONENT INTEGRATED.

CTRL DELTA R

CTRL DELTA READY
LUMINAIRE CAN BE WIRELESS CONTROLLED, BUT REQUIRES AN EXTERNAL COMPONENT. IN ORDER TO ENSURE THE BEST INTERACTION, THIS COMPONENT NEEDS TO BE INSTALLED NEARBY THE LUMINAIRE. INSTALLATION OPTIONS NEED TO BE CHECKED ACCORDING TO THE NATURE OF THE LUMINAIRE AND THE INSTALLATION POSSIBILITIES.

Easy to install. You don't need any new wiring, switches, devices or networks.
Plug in the lighting fixture and pair it with your smartphone or tablet.
No other configurations needed.

Easy to use. You can control your lights with an intuitive and visual user interface on your smartphone or tablet.

Easy to enjoy. With a tap on your smartphone you can set the ambience.
With the Casambi App you can control your luminaires individual or in groups.

How to in 5 easy steps

1. Order your desired CTRL DELTA unit (not standard included with luminaire)
2. Install the CTRL DELTA unit
3. Download the Casambi App in the App or Play Store.
4. Find your CTRL DELTA unit in the Casambi app, using Bluetooth.
5. Take a picture of your room and place the light controls upon the related pictures.
   Now you can visually manage your luminaires directly through the picture.

For more information and technical info please go to
www.deltalight.com/CTRLDELTA

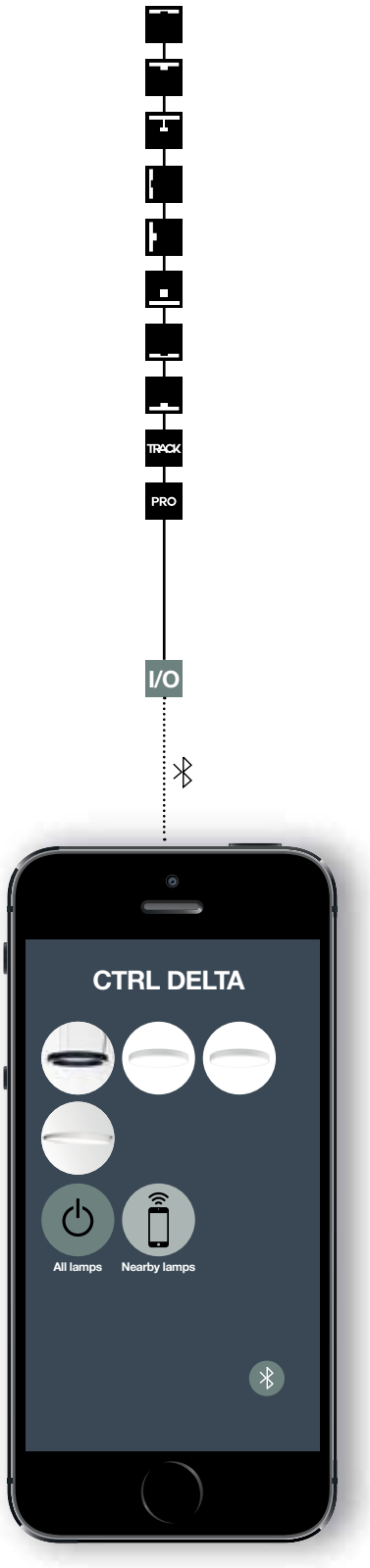

CTRL DELTA IDENTITY KIT	
RF TECHNOLOGY	
GATEWAY	OPTIONAL*
MOBILE PLATFORM	
APPLE HOME	COMPATIBLE PENDING
WALL SWITCH	WIRELESS SWITCH PUSH BUTTON INTERFACE
NODES PER NETWORK	128 (IN & OUT)
iBEACON PROXIMITY	YES
AVAILABLE HARDWARE	1-10V DALI FE DIMMING 4 CHANNEL FLEX INTERFACE

* For external communication only

CTRL DELTA RECEIVER

WIRELESS CONTROL DIM8

300 90 004 ED8

100-240V / 0,6A

0,1 IP20

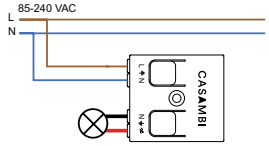

MAINS VOLTAGE E27/GU10 max.150W
LOW VOLTAGE + ELECTRONIC TRANSFO max.50W
LED POWER SUPPLY + LED max.50W

WIRELESS CONTROL DIM5

300 90 004 ED5

220-240V / 0,6A

max.4 DALI DEVICES

0,1 IP20

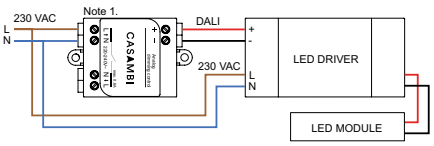

WIRELESS CONTROL 5A DIM1

300 90 016 ED1

100-240V / 5A

0,1 IP20

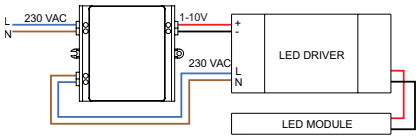

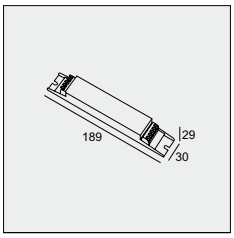

DALI REPEATER

300 90 137

max.64 DALI DEVICES
max.DISTANCE 300m

0,1 IP20

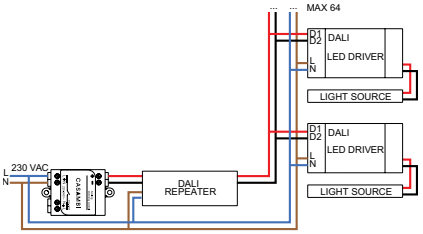

WIRELESS CONTROL 4 CHANNEL WHITE

300 90 005

12/24V-DC / 4 x 4A

0,1 IP20

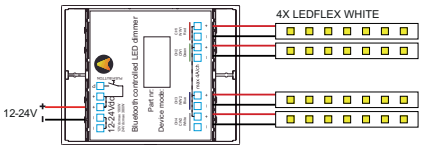

WIRELESS CONTROL 2 CHANNEL TUNABLE WHITE

300 90 006

12/24V-DC / 2 x 4A

0,1 IP20

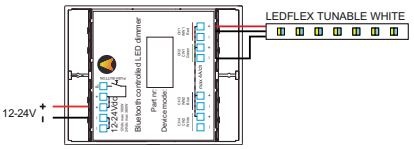

WIRELESS CONTROL RGB

300 90 007

12/24V-DC / 3 x 4A

0,1 IP20

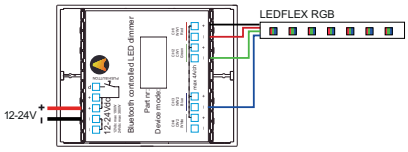

WIRELESS CONTROL FOR LEDFLEX RGBTW:
USE **300 90 007** and **300 90 006**

WIRELESS CONTROL DIM5 + DALI GATEWAY

WIRELESS CONTROL DIM5 + DALI GATEWAY

21032 0065

DUAL MODE

WIRELESS CONTROL MODE:
BROADCAST 1 ADRESS:
DALI or DT8 TW or DT8 RGB*
(MAX. 35 DALI DEVICES)
DALI POWER SUPPLY REQUIRED

DALI GATEWAY MODE:
1 ADRESS/CTRL DELTA DEVICE

MAX DALI BUS CURRENT: 250mA
VOLTAGE RANGE: 9,5-22,5V-DC

0,1 IP20

*selection to be made in app

WIRELESS CONTROL MODE

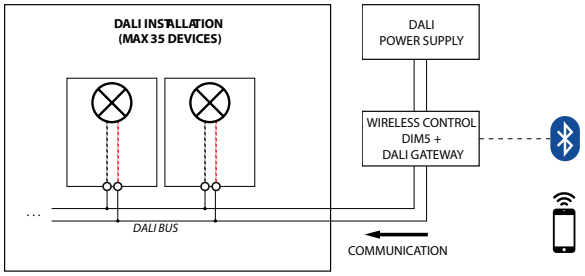

DALI GATE-WAY MODE

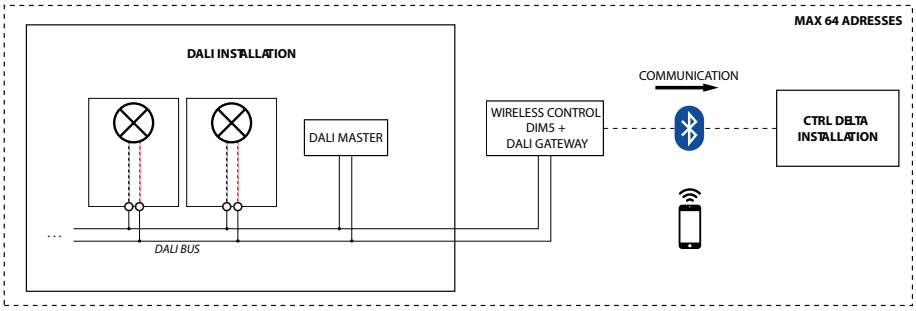

DALI POWER SUPPLY M-WIRELESS CONTROL DIM5

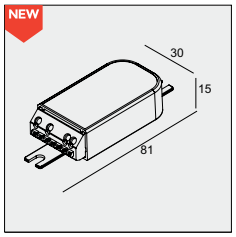

DALI POWER SUPPLY

21032 0075

DALI OUTPUT CURRENT:
70mA
DALI VOLTAGE RANGE:
13,6-18,4V-DC
220-240V / 50-60Hz

0,1 IP20

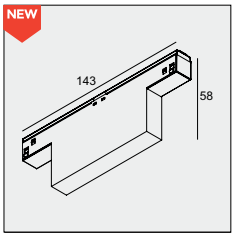

M-WIRELESS CONTROL DIM5

21032 0085

MAX. 64 DALI DEVICES
DIVIDED INTO 8 GROUPS.
EACH GROUP CAN BE
CONTROLLED SEPARATELY.

0,1 IP20

CTRL DELTA GATEWAY

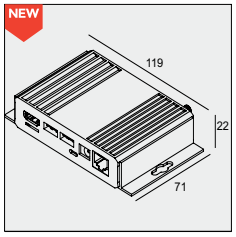

CTRL DELTA GATEWAY

21032 0090

CASAMBI APP
PRE-INSTALLED
220-240V / 50-60Hz

0,1 IP20

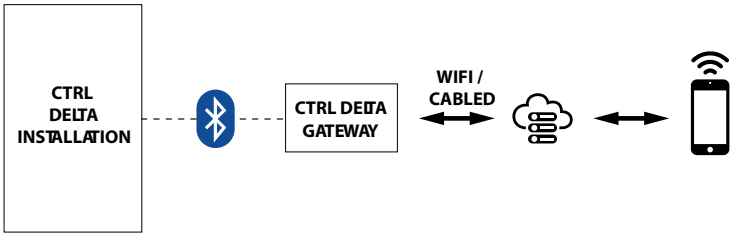

CTRL DELTA TRANSMITTER

WIRELESS SWITCH

300 90 312 ◇

◇ B / W

BATTERY POWERED
5 YEAR LIFETIME
4 FUNCTIONS

0,1 IP20

WIRELESS PUSH BUTTON INTERFACE

300 90 009

BATTERY POWERED
5 YEAR LIFETIME
4 FUNCTIONS EXTERNAL
PUSH BUTTON
TYPE OF FUNCTION
SET BY CTRL DELTA

0,1 IP20

WIRELESS PUSH BUTTON INTERFACE 24V-DC

21032 0020

24V-DC

4 FUNCTIONS EXTERNAL
PUSH BUTTON
TYPE OF FUNCTION
SET BY CTRL DELTA

III 0,1 IP20

PRESENCE
DETECTION

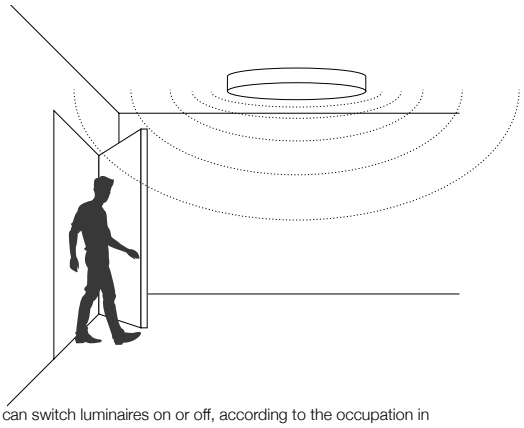

PRESENCE DETECTION
By adding a presence detection sensor to a luminaire, energy consumption can be reduced while user comfort is raised. The sensor can switch luminaires on or off, according to the occupation in the room and the specific needs and wishes of the user. Time between departure and lights off (hold time), plus the detection zone, can be programmed to match the needs of your project.
The presence detection sensor is particular for the Supernova Line range and needs to be installed inside the luminaire, avoiding visible sensors and resulting in clean ceilings and walls.

PRESENCE + DAYLIGHT DETECTION
Together with presence detection, also daylight detection provides energy savings in spaces with a lot of incoming daylight.
The sensor captures the amount of daylight coming into the room and changes the light output of the luminaire according to the specific level of lux that is wanted in the room. In this way, luminaires will provide nearly no light on bright, sunny days and will be at full power on cloudy, grey days. To be used in the Streamliner profile, this sensor combines both presence and daylight detection, to allow you to reduce energy consumption to a minimum. For proper functioning of the daylight detection, this sensor needs to be visible and comes in an additional profile module. A remote control can be used to change the settings to your preference.

PRESENCE DETECTION HF SENSOR

300 90 311

220-240V / 50-60Hz

INVISIBLE MOUNTING
MAX. 400W LED POWER

0,1 IP20

EXCL.MOUNTING IN SUPERNOVA LINE

3 SETTINGS

1/ DETECTION PATTERN

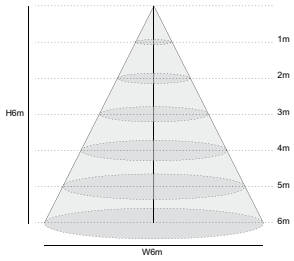

2 / HOLD-TIME
5 SECONDS / 30 MIN

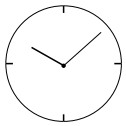

3 / DAY-NIGHT

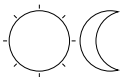

PRESENCE + DAYLIGHT DETECTION HF SENSOR

SRL-AMBIENT LIGHT & MOTION SENSOR DIM2

389 92 00 ED2 ◇

◇ ANO / B / W

220-240V / 50-60Hz

IP20

3 SETTINGS
(PROGRAMMABLE BY INFRARED PROGRAMMING UNIT)

1/ DETECTION PATTERN

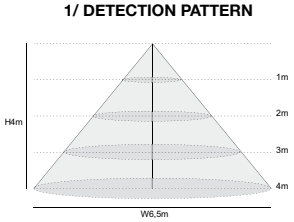

2 / LIGHT LEVEL Ⓓ
BASED ON DAYLIGHT

3 / DELAY TIME Ⓐ +
CORRIDOR FUNCTION ⒷⒸ

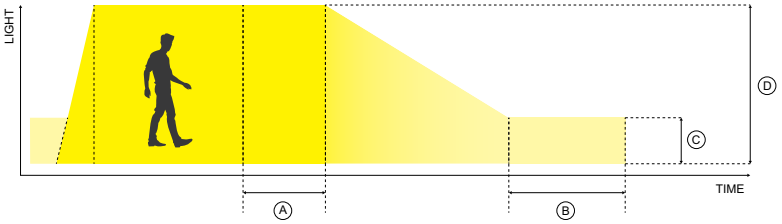

INFRARED PROGRAMMING UNIT

300 90 019

TEC

SMART 48 IN

SMART 48

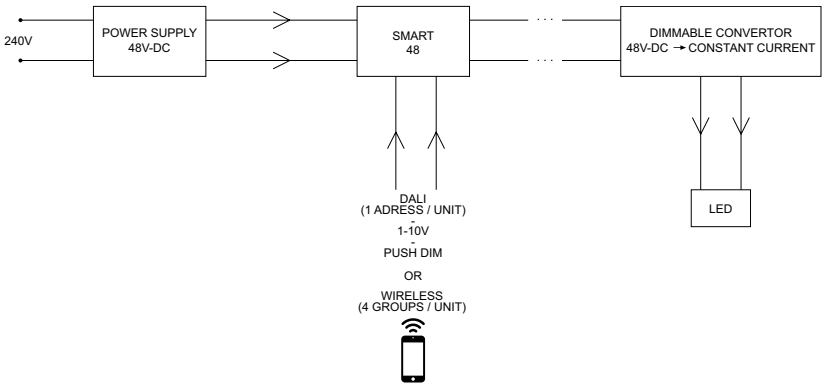

PATENT

SMART 48: Dimming 48V luminaires or profiles by 2 wires!
It collects the power from the 48V power supply and combines it with a DALI, 1-10V or Touch Dim input and sends it to the 48V converter in the luminaire. With the Dimmable Modulator 48V-DC DIM9, dimming can be done by only using 2 wires for both power and dimming.
Or dimming can be done wireless, by choosing for the Wireless Dimmable Modulator 48V-DC.

PATENTED

DIMMABLE MODULATOR

PATENT

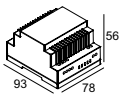

SMART 48 MODULATOR DIM9	SMART 48 MODULATOR WD
300 90 011	**300 90 012**
1-10V / DALI / PUSH DIM	WIRELESS DIM
48V-DC	
MODULATED 48V-DC + DIM (MAX.200W)	
III 0,1 IP20	

PATENT

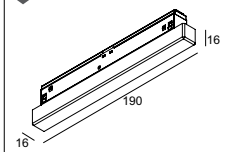

SMART 48 MODULATOR PLUG-IN WD
21032 0030
WIRELESS DIM
48V-DC
MODULATED 48V-DC + DIM (MAX.200W)
III 0,1 IP20

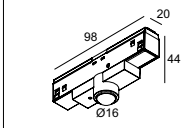

FOR SLM26 L / H & SLM35R & SPM20

M-WIRELESS PRESENCE & DAYLIGHT SENSOR
21032 0040
48V-DC
III 0,1 IP20

DETECTION PATTERN

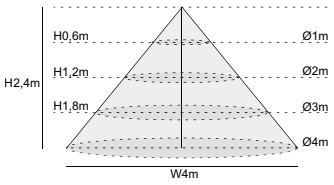

SLM26H

SLM26 L

LAMPS

LED FILAMENT E27

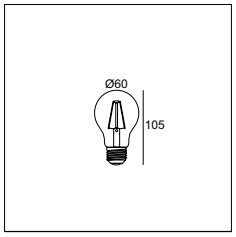

A60 E27 6W 2700K
CRI>80
670lm / 6W
NON DIM
21024 0120
220-240V / 50-60Hz
0,1 IP20

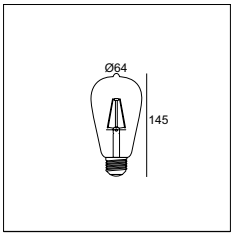

T64 E27 8W 2700K
CRI>80
870lm / 8W
NON DIM
309 109 01 27
220-240V / 50-60Hz
0,1 IP20

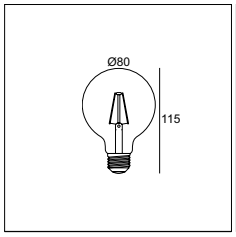

GL80 E27 8W 2700K
CRI>80
870lm / 8W
NON DIM
309 109 02 27
220-240V / 50-60Hz
0,1 IP20

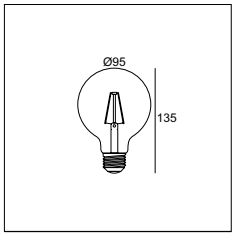

GL95 E27 8W 2700K
CRI>80
950lm / 8W
NON DIM
309 109 03 27
220-240V / 50-60Hz
0,1 IP20

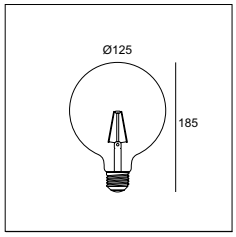

GL125 E27 8W 2700K
CRI>80
800lm / 8W
NON DIM
309 109 06 27
120-240V / 50-60Hz
0,1 IP20

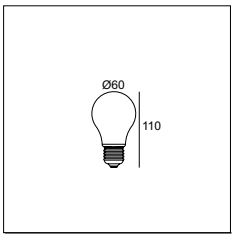

A60 E27 6W 2200K - MIST
CRI>90
470lm / 6W
MAINS DIMMING (FE)
21024 0100
220-240V / 50-60Hz
0,1 IP20

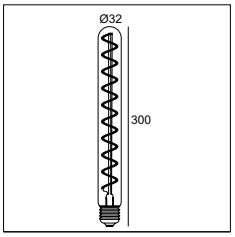

T30 E27 12W 2200K
CRI>90
550lm / 12W
MAINS DIMMING (FE)
21024 0110
220-240V / 50-60Hz
0,1 IP20

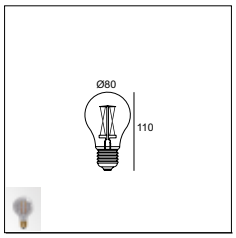

GL80 E27 6W 2000K - SMOKE
CRI>90
250lm / 6W
MAINS DIMMING (FE)
21024 0060
220-240V / 50-60Hz
0,1 IP20

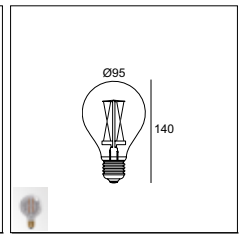

GL95 E27 6W 2000K - SMOKE
CRI>90
250lm / 6W
MAINS DIMMING (FE)
21024 0080
220-240V / 50-60Hz
0,1 IP20

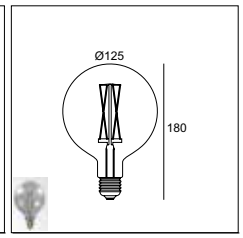

GL95 E27 6W 2000K - SMOKE
CRI>90
250lm / 6W
MAINS DIMMING (FE)
21024 0090
220-240V / 50-60Hz
0,1 IP20

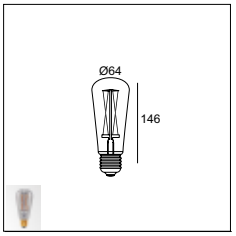

T64 E27 6W 2000K - SMOKE
CRI>90
250lm / 6W
MAINS DIMMING (FE)
21024 0070
220-240V / 50-60Hz
0,1 IP20

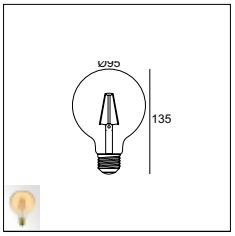

GL95 E27 8W 2700K - GOLD
CRI>80
800lm / 8W
NON DIM
309 109 04 27
120-240V / 50-60Hz
0,1 IP20

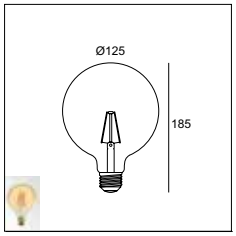

GL125 E27 8W 2700K - GOLD
CRI>80
800lm / 8W
NON DIM
309 109 05 27
120-240V / 50-60Hz
0,1 IP20

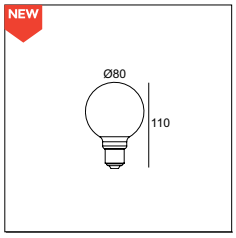

P80 E27 6W 2700K - PORCELAIN
CRI>90
550lm / 6W
NON DIM
21024 0250
220-240V / 50-60Hz
0,1 IP20

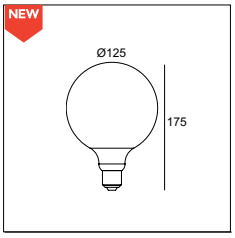

P125 E27 6W 2700K – PORCELAIN
CRI>90
550lm / 6W
NON DIM
21024 0260
220-240V / 50-60Hz
0,1 IP20

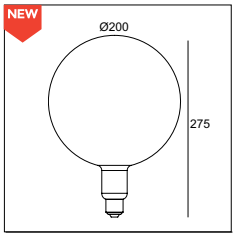

P200 E27 6W 2700K – PORCELAIN
CRI>90
550lm / 6W
NON DIM
21024 0270
220-240V / 50-60Hz
0,1 IP20

LED SOLUTION / HALOLED

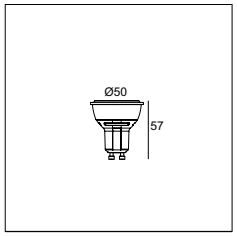	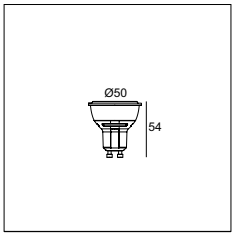	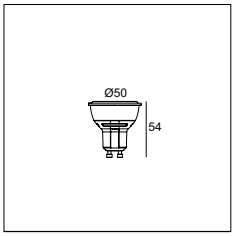
HALOLED Hi - 40° (5,5W) WW	**HALOLED Hi - 36° (5,5W) WW**	**HALOLED Hi - 36° (7,5W) WW**
2700K / CRI97	3000K / CRI97	3000K / CRI95
350lm / 5,5W	375lm / 5,5W	435lm / 7,5W
36°	36°	36°
MAINS DIMMING (FE)	MAINS DIMMING (FE)	MAINS DIMMING (FE)
309 107 38 32	**309 107 38 23**	**309 107 38 13**
GU10 / 220-240V / 50-60Hz	GU10 / 220-240V / 50-60Hz	GU10 / 220-240V / 50-60Hz
0,1 IP20	0,1 IP20	0,1 IP20

LED

LEDFLEX

5m - 24V-DC
NOT MOUNTED
0,3

LEDFLEX IN INCL.10 SILICONE MOUNTING BRACKETS
LEDFLEX OUT INCL. 10 SILICONE MOUNTING BRACKETS + 3 ENDCAPS CLOSED + 3 ENDCAPS HOLES

	WHITE				SOFT DIM	TW	RGB	RGB / TW
	Dividable per 50mm 140 smd LED/m	Dividable per 33,3mm 210 smd LED/m	Dividable per 62,5mm 128 smd LED/m	Dividable per 50mm 160 smd LED/m	Dividable per 62.5mm 224 smd LED/m	Dividable per 71,42mm 224 smd LED/m	Dividable per 50mm 120 smd LED/m	Dividable per 62,5mm 96 smd LED/m
	5W/m 551lm/m	**10W/m 1045lm/m**	**15W/m 1853lm/m**	**20W/m 2470lm/m**	**18W/m 1460 lm/m**	**19,2W/m [1] 2500lm/m**	**11W/m**	**19,2W/m**
CRI > 90	**LEDFLEX**	**LEDFLEX MP**	**LEDFLEX FP**	**LEDFLEX HP**	**LEDFLEX SD**	**LEDFLEX TW**	**LEDFLEX RGB**	**LEDFLEX RGB TW**
4000K								
IN	**21030 0060**	**21030 0140**	**21030 0220**	**21030 0300**				
OUT (IP65)	**21030 0100**	**21030 0180**	**21030 0260**					
3000K								
IN	**21030 0040**	**21030 0120**	**21030 0200**	**21030 0280**				
OUT (IP65)	**21030 0080**	**21030 0160**	**21030 0240**					
2700K								
IN	**21030 0030**	**21030 0110**	**21030 0190**	**21030 0270**				
OUT (IP65)	**21030 0070**	**21030 0150**	**21030 0230**					
1800K ▸ 3000K								
IN					**21030 0020**			
OUT (IP65)								
2700K ▸ 6500K								
IN						**21030 0390**		
OUT (IP65)								
RGB								
IN							**21030 0400**	
OUT (IP65)							**21030 0410**	
RGB WW / TW [2]								
IN								**21030 0420**
OUT (IP65)								

NEW

LED POWER SUPPLY 24V-DC / INFO PAG TEC 26 (max. 3m/powerline for ledflex > 15W/m)

24W / IP20 NON DIMMABLE **21012 0160**	max. 4,8m	max. 2,4m	max. 1,6m	max. 1,2m	max. 1,3m	max. 1,2m	max. 2,1m	max. 1,2m
150W / IP67 NON DIMMABLE **300 89 24 150**	max. 30m	max. 15m	max. 10m	max. 7,5m	max. 8,3m	max. 7,8m	max. 13,6m	max. 7,8m
60W / IP20 DIM1 (0-10V) **21012 0171**	max. 12m	max. 6m	max. 4m	max. 3m	-	max. 3,1m*	max. 5,4m*	max. 3,1m*
90W / IP20 DIM1 (0-10V) **21012 0181**	max. 18m	max. 9m	max. 6m	max. 4,5m	-	max. 4,6m*	max. 8,1m*	max. 4,6m*
120W / IP20 DIM1 (0-10V) **21012 0191**	max. 24m	max. 12m	max. 8m	max. 6m	-	max. 6,2m*	max. 10,9m*	max. 6,2m*
60W / IP67 DIM1 (0-10V) **21012 0101**	max. 12m	max. 6m	max. 4m	max. 3m	-	max. 3,1m*	max. 5,4m*	max. 3,1m*
90W / IP67 DIM1 (0-10V) **21012 0111**	max. 18m	max. 9m	max. 6m	max. 4,5m	-	max. 4,6m*	max. 8,1m*	max. 4,6m*
120W / IP67 DIM1 (0-10V) **21012 0121**	max. 24m	max. 12m	max. 8m	max. 6m	-	max. 6,2m*	max. 10,9m*	max. 6,2m*
60W / IP20 DIM5 (DALI DIM) **21012 0205**	max. 12m	max. 6m	max. 4m	max. 3m	-	max. 3,1m*	max. 5,4m*	max. 3,1m*
100W / IP20 DIM5 (DALI DIM) **21012 0225**	max. 20m	max. 10m	max. 6,6m	max. 5m	-	max. 5,2m*	max. 9m*	max. 5,2m*
60W / IP67 DIM5 (DALI DIM) **21012 0135**	max. 12m	max. 6m	max. 4m	max. 3m	-	max. 3,1m*	max. 5,4m*	max. 3,1m*
90W / IP67 DIM5 (DALI DIM) **21012 0145**	max. 18m	max. 9m	max. 6m	max. 4,5m	-	max. 4,6m*	max. 8,1m*	max. 4,6m*
120W / IP67 DIM5 (DALI DIM) **21012 0155**	max. 24m	max. 12m	max. 8m	max. 6m	-	max. 6,2m*	max. 10,9m*	max. 6,2m*
RGB / RGB TW DRIVER / INFO PAG TEC 28						**300 90 331**	**300 90 331**	**21032 0010**
TOUCH CONTROLLER / INFO PAG TEC 28						**300 90 332**	**300 93 330**	**21032 0120**
24V-DC DIM UNIT INFO PAG TEC 28					**300 90 003 ED1** **300 90 003 ED5** **300 90 010**			

TEC

DIM1 DIMMING BY 1-10V
DIM5 DIMMINB BY DALI

[1] 19,2W IS MAXIMUM POWER FOR COMBINATION OF TUNABLE WHITE COLOURS
[2] RGB = 11,52W/m - TW = 7,68W/m - TW = 2700-6500K
* TO BE USED AS NON DIM

LEDFLEX CL



5m - 24V-DC
NOT MOUNTED

0,3

	Dividable per 25 mm continuous LED
	9W/m 608lm/m
CRI > 90	**LEDFLEX CL**
4000K	
IN	**21030 0340**
OUT	**21030 0380**
3000K	
IN	**21030 0320**
OUT	**21030 0360**
2700K	
IN	**21030 0310**
OUT	**21030 0350**
LED POWER SUPPLY 24V-DC / INFO PAG TEC 26 (max. 5m/powerline)	
24W / IP20 NON DIMMABLE **21012 0160**	max. 2,6m
150W / IP67 NON DIMMABLE **300 89 24 150**	max. 16,6m
60W / IP20 DIM1 (0-10V) **21012 0171**	max. 6,6m
90W / IP20 DIM1 (0-10V) **21012 0181**	max. 10m
120W / IP20 DIM1 (0-10V) **21012 0191**	max. 13,3m
60W / IP67 DIM1 (0-10V) **21012 0101**	max. 6,6m
90W / IP67 DIM1 (0-10V) **21012 0111**	max. 10m
120W / IP67 DIM1 (0-10V) **21012 0121**	max. 13,3m
60W / IP20 DIM5 (DALI DIM) **21012 0205**	max. 6,6m
100W / IP20 DIM5 (DALI DIM) **21012 0225**	max. 11,1m
60W / IP67 DIM5 (DALI DIM) **21012 0135**	max. 6,6m
90W / IP67 DIM5 (DALI DIM) **21012 0145**	max. 10m
120W / IP67 DIM5 (DALI DIM) **21012 0155**	max. 13,3m

DIM1 DIMMING BY 1-10V
DIM5 DIMMINB DALI

OPTIONS LEDFLEX

	LEDFLEX IN SUPPLY CABLE SET	**LEDFLEX IN CONNECTION SET**	**LEDFLEX IN CONNECTION CLIP SET**
LEDFLEX IN	**21031 0470**	**21031 0510**	**21031 0480**
LEDFLEX FP	**21031 0430**	**21031 0500**	**21031 0440**
LEDFLEX MP / HP	**21031 0450**	**21031 0490**	**21031 0460**
	2 x 0.35mm² / 150mm SET OF 10 pcs	2 x 0.35mm² / 150mm SET OF 10 pcs	- SET OF 10 pcs
	CE 0,1	CE 0,1	CE 0,1

OPTIONS
24V-DC / 4A DIM1 UNIT ▸ **300 90 003 ED1** (for SOFT DIM)
24V-DC / 4A DIM5 UNIT ▸ **300 90 003 ED5** (for SOFT DIM)
24V-DC / 2x 4A WIRELESS DIM UNIT ▸ **300 90 010** (for SOFT DIM)

LED

At Delta Light®, we follow the evolution in LED at close range. What appears to be similar quality at first sight, can be totally different when looking at some of the underlying characteristics. These characteristics, like binning, risk factor, thermal management, degradation in luminous flux are part of the DNA of the Light Emitting Diode. These aspects determine the lifespan and the quality of the LED. For this matter, Delta Light® assures it only selects qualitative LEDs from qualitative manufacturers. High quality design cannot be made without high quality components.

COLOUR BINNING TYPICAL VALUES ON PAG TEC 16-17
No 2 LEDs are the same. When LEDs are produced, they vary in light output and in colour temperature, even when they are produced in the same batch. These differences may be small, but they do influence the quality of the LED. That is why manufacturers sort the LEDs, according to these performances, in different 'bins'. By reducing the number of bins to choose from, quality increases as performances are closer to each other.

MACADAM STEP TYPICAL VALUES ON PAG TEC 16-17
The differences in colour temperature between LEDs can be measured by looking at the MacAdam ellipses in Standard Deviation of Colour Matching (SDCM), according to the CIE 1931 Standard. This system looks at the ability of the human eye to perceive colour differences and ranks it on a scale from 0 to 10. Within 1 MacAdam ellipse a colour difference is not noticeable to the human eye under any condition. From 1 to 3 ellipses it is very difficult for the human eye to notice any difference in colour, meaning that up to 3 MacAdam ellipses all LEDs are very homogeneous when it comes to colour temperature.

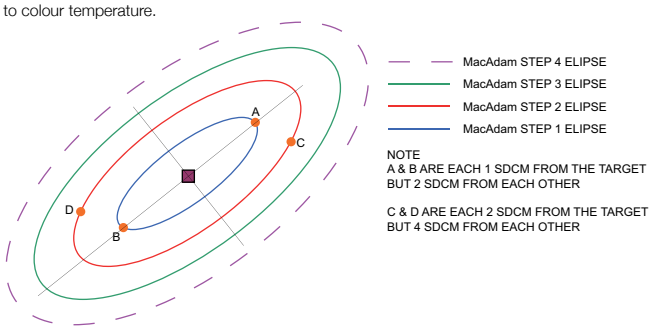

RISK FACTOR TYPICAL VALUES ON PAG TEC 16-17
The European standard for photo biological safety EN 62471 describes a measuring method to determine whether a lamp or luminaire carries a risk of eye and skin damage. LED light contains almost no light from the ultraviolet or infrared spectrum, and therefore is not dangerous to the skin.
It does however provide a high peak in the blue spectrum which, when looking into a bright light source (for a long period of time), may result in irreversible damage to the retina, the so-called the Blue Light Hazard.

Whether the risk is real, depends on several factors: luminance of the LED, colour temperature, but also light distribution and distance to the luminaire play an important role. When a LED is placed in a luminaire, it is located behind a lens, reflector or diffuser, thus levelling off the luminance.

To allow users to estimate the risk, the standard EN 62471 determines that lamps and luminaries must be divided into four risk groups:
- Risk group 0 ("exempt" group): this means that there is no danger, even with unlimited viewing of the light source.
- Risk group 1: The risk is limited, no more than 10.000 seconds of viewing is allowed (just under 3 hours).
- Risk group 2: up to 100 seconds of viewing is allowed.
- Risk group 3: up to 0.25 seconds of viewing is allowed. This is shorter than the natural aversion reflex of the eye.

For light sources of risk group 3, protective measures are always needed. For the other groups, it depends on the application. If the light sources belong in group 2 or 3, then this must be indicated.

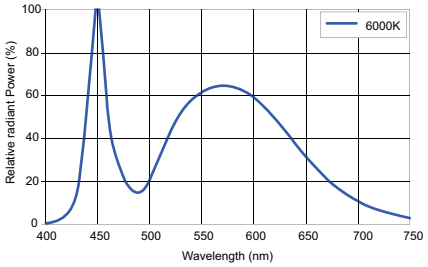

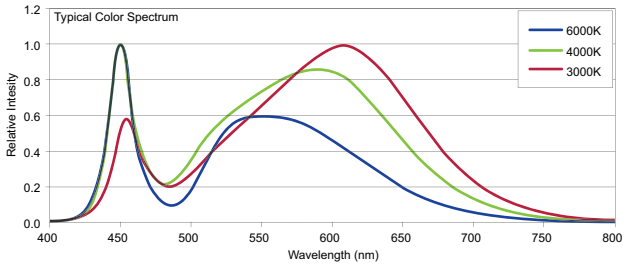

LED LIFESPAN LM-80 – TM-21 TYPICAL VALUES ON PAG TEC 16-17
Conventional light sources mostly burn out before a serious loss of light output is noticeable. As the lifetime of LEDs exceeds the lifetime of conventional light sources, light output degrades over time before burning out. This degradation in luminous flux can be measured according to the L value and the operating period of time:
- L value shows the percentage of luminous flux regarding the initial luminous flux over a period of time.
- The operating period of time, expressed in hours.

Example: L_{70} 60.000h means that after 60.000 hours the luminous flux will be at least 70% of the original luminous flux.

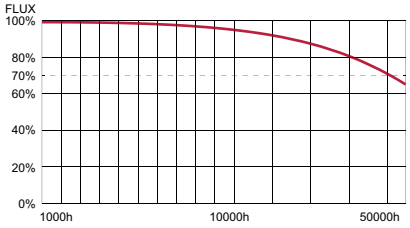

SOFT DIM

Soft Dim LED technology replicates the dimming behaviour of a conventional lamp where the colour temperature increases in warmth as it's dimmed. This is achieved through the use of specially selected LEDs of different colour temperatures and power types from premium chip manufacturers. Consistency is ensured without complexity with the use of specific and precise LED selection. The LED's selected have colour tolerances that are tighter than 3 SDCM ensuring module-to-module accuracy.
The Soft Dim technology is incorporated in familiar Delta Light product families such as the Reo, Haloscan, iMax, Deep Ringo, Carree, Spy family, Tweeter and Minigrid. Also available in some of Delta Light's 48V Solutions such as Superloop MDL & Magnetic Profiles Splitline / Shiftline M.

2700-1800K
CRI > 90 / 760lm (9,5W)
REFLECTOR 40°

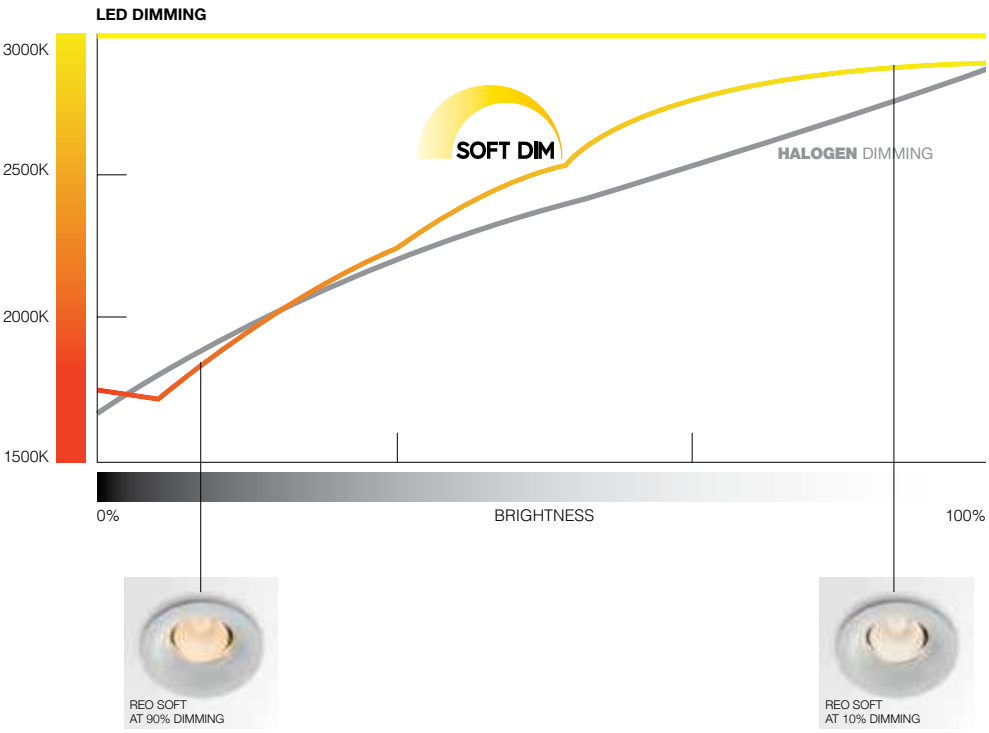

HUMAN CENTRIC LIGHTING

Since its creation, DL has embraced a continuous innovation process to integrate the latest technological developments towards fixtures characterized by good colour consistency, glare mitigation, design and aesthetics. These aspects satisfy the functionality of the lighting installation and create a pleasant ambient to affect the emotions of the end-user in a positive way. So far, the impact of these aspects were considered only for the visual task. Supernova Tunable White, with integrated Human Centric Light (HCL), also impacts the circadian rhythm.

The circadian clock regulates processes such as the melatonin secretion - a hormone responsible for the sleep – and our concentration and level of alertness. Unfortunately, the change in the working places towards indoor spaces isolates us from the natural stimulus of sunlight and therefore our circadian clock needs to be stimulated by artificial lighting emulating the daylight cycle.
The last years DL has been working on a lighting management system to enhance the well-being of the end-users in the frame of the HCL paradigm. Besides the in-house research and developments, joint efforts with universities and other research centers like the Light & Lighting laboratory from the KU Leuven, Attentia and the health care center of Roeselare allow us to provide better solutions aiming to address specific niches of application such as offices, schools, nursing homes, hotels and residences.
One of these solutions is Supernova Tunable White with integrated HCL, a system that changes its colour temperature during the day according to the graph shown above. This solution includes CTRL Delta and lets you control the luminaires easily with the touch of your smart device.
More info: **www.deltalight.com/downloads/hcl.pdf**

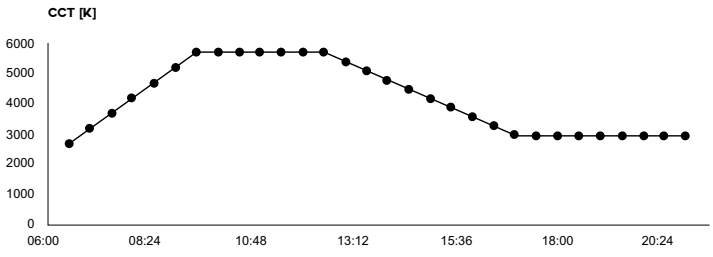

LED
SPECIFICATIONS

CRI 80				2700K	3000K	4000K	TYPICAL VALUES		LIFETIME[1]		RISK GROUP[1]	SDCM[1]	EMERGENCY[2]
CRI	LED		POWER	LUMINOUS FLUX @ 70°	LUMINOUS FLUX @ 70°	LUMINOUS FLUX @ 70°	FORW. CUR.	FORW. VOLT.	LXX	HOURS			BLF %
CRI > 80													
		[A]	**1W**	132lm - 136lm/W	132lm - 136lm/W	134lm - 138lm/W	350mA	2,85V*	L_{90}	>36000h	RG1	3	-
			1,4W	182lm - 129lm/W	182lm - 129lm/W	186lm - 132lm/W	500mA	2,85V*					-
			2W	245lm - 122lm/W	245lm - 122lm/W	255lm - 127lm/W	700mA	2,85V*					-
		[C]	**4,1W**	420lm - 103lm/W	420lm - 103lm/W	ON REQUEST	350mA	11,6V*	L_{90}	>45500h	-	2	100 %
			6W	558lm - 94lm/W	558lm - 94lm/W	ON REQUEST	500mA	11,9V*					72 %
		[D]	**6,4W**	647lm - 101lm/W	647lm - 101lm/W	ON REQUEST	350mA	18,3V*	L_{90} L_{80}	>30000h >60500h	RG1	2	100 %
			9,5W	842lm - 89lm/W	842lm - 89lm/W	ON REQUEST	500mA	19,1V*					71 %
		[E]	**3,9W**	419lm - 106lm/W	419lm - 106lm/W	ON REQUEST	350mA	11,3V*	L_{90}	>72600h	RG2 TRESHOLD 0,6m	2	75 %
			5,7W	570lm - 99lm/W	570lm - 98lm/W	ON REQUEST	500mA	11,5V*					75 %
			8,2W	723lm - 88lm/W	723lm - 88lm/W	ON REQUEST	700mA	11,7V*					54 %
		[F]	-										
		[G]	-										
		[H]	**6W**	812lm - 135lm/W	842lm - 140lm/W	879lm - 147lm/W	300mA	20V*	L_{70}	>50000h	RG1	2	100 %
			7,1W	939lm - 133lm/W	973lm - 138lm/W	1016lm - 144lm/W	350mA	20,2V*					97 %
			10,4W	1304lm - 126lm/W	1353lm - 131lm/W	1413lm - 137lm/W	500mA	20,7V*					68 %
			15W	1755lm - 117lm/W	1820lm - 121lm/W	1900lm - 127lm/W	700mA	21,4V*					48 %
		[I]	-										
		[J]	**16,3W**	2678lm - 165lm/W	2845lm - 175lm/W	2929lm - 180lm/W	500mA	32,5V*	L_{70}	>50000h	RG1	1	36 %
			23,2W	3674lm - 158lm/W	3904lm - 168lm/W	4019lm - 173lm/W	700mA	33,2V*					25 %
			36W	5324lm - 148lm/W	5657lm - 157lm/W	5824lm - 162lm/W	1050mA	34,3V*					16 %
			41,7W	5997lm - 144lm/W	6372lm - 153lm/W	6560lm - 157lm/W	1200mA	34,7V*					14 %
		[U]	**4,1W**	667lm - 164lm/W	709lm - 174lm/W	ON REQUEST	250mA	16,3V*	L_{70}	>50000h	RG1	1	100 %
			5,8W	913lm - 157lm/W	970lm - 167lm/W	ON REQUEST	350mA	16,6V*	L_{70}	>50000h	RG1	1	100 %
			8,6W	1262lm - 147lm/W	1341lm - 156lm/W	ON REQUEST	500mA	17,1V*	L_{70}	>50000h	RG1	1	100 %

TM30
Consult our website for more info on R9 values and TM30 details : Fidelity Index (Rf) and Gamut Index (Rg)

* +/- 8%
[1] INFO PAG TEC 14
[2] INFO PAG TEC 22

All the technical parameters for LED-apply to the entire module.
In view of the complex manufacturing process for light emitting diodes (LED),
the typical values given in this **Lighting Bible®** are merely
statistical values that do not necessarily correspond to the actual
technical parameters of an individual product;
individual products may vary from the typical values. For most accurate info,
please consult: **www.deltalight.com/ledspecs.pdf**

All lumen values in this catalogue are related to the Led units.
For more info on the lumen values of the products
please visit our website **www.deltalight.com**

CRI 90				2700K	3000K	4000K	TYPICAL VALUES		LIFETIME[1]		RISK GROUP[1]	SDCM[1]	EMERGENCY[2]
CRI	LED		POWER	LUMINOUS FLUX @ 70°	LUMINOUS FLUX @ 70°	LUMINOUS FLUX @ 70°	FORW. CUR.	FORW. VOLT.	L_{xx}	HOURS			BLF %
CRI > 90													
		[A]	**2,3W**	214lm - 94lm/W	240lm - 105lm/W	NOT AVAILABLE	800mA	2,9V*	L_{90}	>100000h	RG1	3	100 %
			3W	264lm - 88lm/W	301lm - 101lm/W	NOT AVAILABLE	1050mA	2,9V*					100 %
		[C]	-										
		[D]	**6,4W**	587lm - 92lm/W	587lm - 92lm/W	NOT AVAILABLE	350mA	18,3V*	L_{90} L_{80}	>30000h >60500h	RG1	2	100 %
			9,5W	755lm - 79lm/W	755lm - 79lm/W	NOT AVAILABLE	500mA	19,1V*					71 %
		[E]	**3,9W**	385lm - 98lm/W	385lm - 98lm/W	NOT AVAILABLE	350mA	11,3V*	L_{90}	>72600h	RG2 TRESHOLD 0,6m	2	54 %
			5,1W	480lm - 94lm/W	480lm - 94lm/W	NOT AVAILABLE	450mA	11,4V*					54 %
			5,7W	519lm - 90lm/W	519lm - 90lm/W	NOT AVAILABLE	500mA	11,5V*					54 %
			8,2W	677lm - 82lm/W	677lm - 82lm/W	NOT AVAILABLE	700mA	11,7V*					50 %
			10,7W	814lm - 76lm/W	814lm - 76lm/W	NOT AVAILABLE	900mA	11,9V*					50 %
		[F]	**2W**	201lm - 101lm/W	229lm - 115lm/W	NOT AVAILABLE	700mA	2,9V*	L_{80}	>36300h	RG2 TRESHOLD 0,6m	3	-
			3,2W	280lm - 88lm/W	319lm - 100lm/W	NOT AVAILABLE	1050mA	3,0V*					-
			4,3W	351lm - 82lm/W	400lm - 93lm/W	NOT AVAILABLE	1400mA	3,1V*					-
		[G]	**3,2W**	297lm - 94lm/W	309lm - 98lm/W	NOT AVAILABLE	350mA	9V*	L_{70}	>50000h	RG1	2	100 %
			6,8W	520lm - 77lm/W	543lm - 80lm/W	NOT AVAILABLE	700mA	9,7V*					52 %
		[H]	**6W**	675lm - 112lm/W	703lm - 117lm/W	752lm - 125lm/W	300mA	20,0V*	L_{70}	>50000h	RG1	2	100 %
			7,1W	779lm - 110lm/W	812lm - 115lm/W	870lm - 123lm/W	350mA	20,2V*					91 %
			10,4W	1083lm - 105lm/W	1128lm - 109lm/W	1204lm - 116lm/W	500mA	20,7V*					64 %
			15W	1456lm - 97lm/W	1517lm - 101lm/W	1620lm - 108lm/W	700mA	21,4V*					44 %
		[I]	**11,3W**	1561lm - 138lm/W	1632lm - 145lm/W	NOT AVAILABLE	350mA	32,2V*	L_{70}	>50000h	RG1	1	48 %
		[J]	**16,3W**	2209lm - 136lm/W	2309lm - 142lm/W	2443lm - 150lm/W	500mA	32,5V*	L_{70}	>50000h	RG1	1	36 %
			23,2W	3031lm - 130lm/W	3169lm - 136lm/W	3353lm - 144lm/W	700mA	33,2V*					25 %
			36W	4393lm - 122lm/W	4592lm - 127lm/W	4859lm - 135lm/W	1050mA	34,3V*					16 %
			41,7W	4948lm - 119lm/W	5173lm - 124lm/W	5473lm - 131lm/W	1200mA	34,7V*					12 %
		[Q]	**6,1W**	768lm - 126lm/W	775lm - 127lm/W	812lm - 133lm/W	350mA	17,4V*	L_{70}	>50000h	RG1	1	100%
			8W	967lm - 121lm/W	976lm - 122lm/W	1023lm - 128lm/W	450mA	17,8V*					77%
			9W	1067lm - 119lm/W	1076lm - 120lm/W	1128lm - 126lm/W	500mA	17,9V*					70%
			13W	1422lm - 110lm/W	1435lm - 111lm/W	1504lm - 116lm/W	700mA	18,5V*					50%
		[R]	**11,7W**	1481lm - 127lm/W	1522lm - 130lm/W	1688lm - 144lm/W	350mA	33,4V*	L_{70}	>50000h	RG1	1	50%
			17,1W	2068lm - 121lm/W	2125lm - 124lm/W	2357lm - 138lm/W	500mA	34,2V*					34%
			24,6W	2829lm - 115lm/W	2907lm - 118lm/W	3225lm - 131lm/W	700mA	35,1V*					22%
		[U]	**4,1W**	551lm - 135lm/W	576lm - 141lm/W	ON REQUEST	250mA	16,3V*	L_{70} L_{80}	>50000h >51400h	RG1	1	100 %
			5,8W	753lm - 129lm/W	787lm - 135lm/W	ON REQUEST	350mA	16,6V*	L_{70} L_{80}	>50000h >51400h	RG1	1	100 %
			8,6W	1041lm - 121lm/W	1089lm - 127lm/W	ON REQUEST	500mA	17,1V*	L_{70} L_{80}	>50000h >51400h	RG1	1	70 %
			12,4W	1403lm - 113lm/W	1467lm - 118lm/W	ON REQUEST	700mA	17,7V*	L_{70} L_{80}	>50000h >51400h	RG1	1	50 %
				SOFT DIM									
CRI 90				2700-1800K									
		[S]	**9,5W**	760lm - 80lm/W	NOT AVAILABLE	NOT AVAILABLE	650mA	14,6V*	L_{70}	>50000h	RG0	3	-
		[V]	**15,7W**	1257lm - 80lm/W	NOT AVAILABLE	NOT AVAILABLE	800mA	19,6V*	L_{70}	>50000h	RG0	3	-
CRI 90				3000-1800K									
		[W]	**6W**	623lm - 105lm/W	NOT AVAILABLE	NOT AVAILABLE	350mA	17V*	L_{90}	>56000h	RG1	2	-
		[X]	**9W**	945lm - 105lm/W	NOT AVAILABLE	NOT AVAILABLE	250mA	33,8V*	L_{90}	>56000h	RG1	2	-
			11,8W	1327lm - 112lm/W	NOT AVAILABLE	NOT AVAILABLE	350mA	33,8V*	L_{90}	>56000h	RG1	2	-
				TUNABLE WHITE									
CRI 90				6500-2700K									
		[Y]	**8,1W**	1007lm - 124lm/W	NOT AVAILABLE	NOT AVAILABLE	450mA	18V*	L_{90}	>56000h	RG1	2	-
			9W	1087lm - 121lm/W	NOT AVAILABLE	NOT AVAILABLE	500mA	18V*	L_{90}	>56000h	RG1	2	-
		[Z]	**17,8W**	2054lm - 116lm/W	NOT AVAILABLE	NOT AVAILABLE	500mA	35,5V*	L_{90}	>56000h	RG1	2	-

DO'S & DON'TS

play.deltalight.com/connectleds

CONNECTION

CORRECT CONNECTION: SERIAL CONNECTION

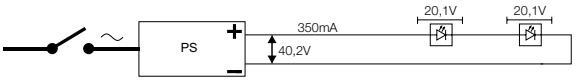

WRONG CONNECTION: PARALLEL CONNECTION

Depending on the number of fixtures the LED modules will function at half (2 LED's), one third (3 LED's) the luminous intensity. Moreover, due to different forward voltages the current will not split in equal part.

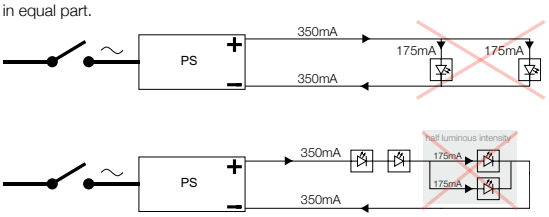

WRONG CONNECTION: TESTING OF LED MODULES ON SWITCHED ON POWER SUPPLY

Risk for an output voltage that exceeds the max for the LED.
A power supply that is switched on has max output on the secundary side (eg. 49V). The LED in eg. a Reo 3030 is 7W works at 350mA and 20,1V.
49V is far too high for the Reo 3030 >>
LED will be damaged.

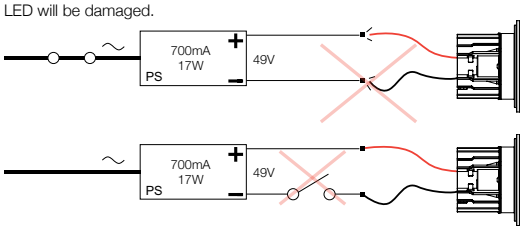

WRONG POWER SUPPLY:

Question:
How many Reo (7W) luminaires can be connected to power supply 300 90 914?
7W x 4 = 28W >>> max **power** of 300 90 914 = 35W >>> **OK**
4 x 20,1V = 80,4V >>> max **voltage** of 300 90 914 = 72V >>> **NOT OK**

Answer:
3 x Reo (7W) luminaires can be connected to power supply 300 90 914

Therefore: **always consult the matrix on FOLD-OUT!**

SURGE PROTECTION

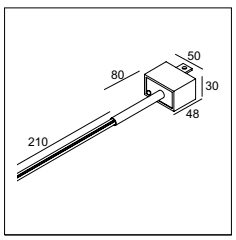	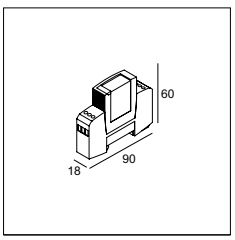	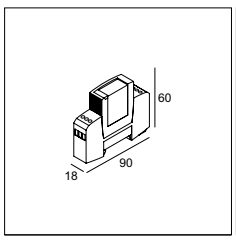	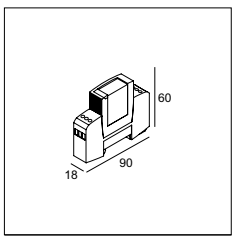	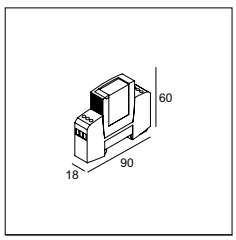
AC	**AC 110-120V DIN**	**AC 230-240V DIN**	**DC 30V-DC**	**DC 75V-DC**
50 x 48 x 30	90 x 18 x 60	90 x 18 x 60	90 x 18 x 60	90 x 18 x 60
5 kA Nominal Discharge Current	2 kA Nominal Discharge Current	3 kA Nominal Discharge Current	1 kA Nominal Discharge Current	2 kA Nominal Discharge Current
10 kA Max. Discharge Current	4 kA Max. Discharge Current	5 kA Max. Discharge Current	2 kA Max. Discharge Current	4 kA Max. Discharge Current
300 90 013	**300 90 017**	**300 90 018**	**300 90 014**	**300 90 015**
230-240V / 50-60Hz	110-120V / 50-60Hz	230-240V / 50-60Hz	30V-DC	75V-DC
0,1 IP65	0,1 IP20	0,1 IP20	0,1 IP20	0,1 IP20

TEC

Electrical devices are sensitive for excessive voltage peaks.
Especially outdoor power lines are subject to direct and indirect lightning discharges. Also in industrial or semi-industrial area's the powerlines can be subject to high switching spikes. Therefore Deltalight strongly advices to use proper power line surge protection. Our AC surge protectors are to be installed on the primary side of led power supplies and the DC types on the secondary side. Both as close as possible to the device they have to protect.

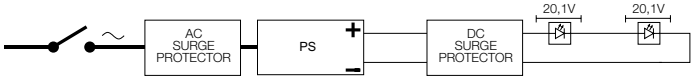

REQUIREMENTS

CURRENT CONTROLLED

DIMMABLE LED POWER SUPPLY - INSTALLATION SCHEME

play.deltalight.com/dimleds

DIM1 1-10V
DIM6 SWITCH DIM
DIM7 1-10V + SWITCH DIM
DIM8 FALLING EDGE DIMMING
DIM9 1-10V + SWITCH DIM + DALI

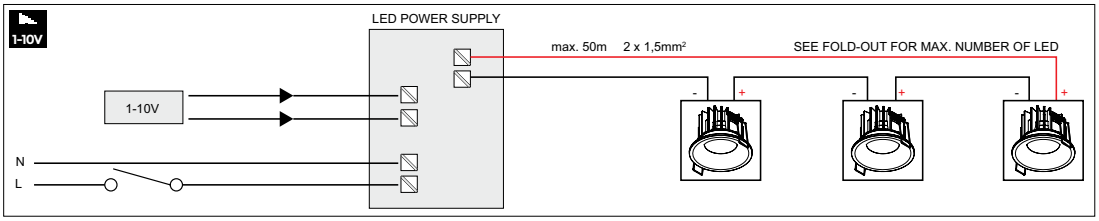

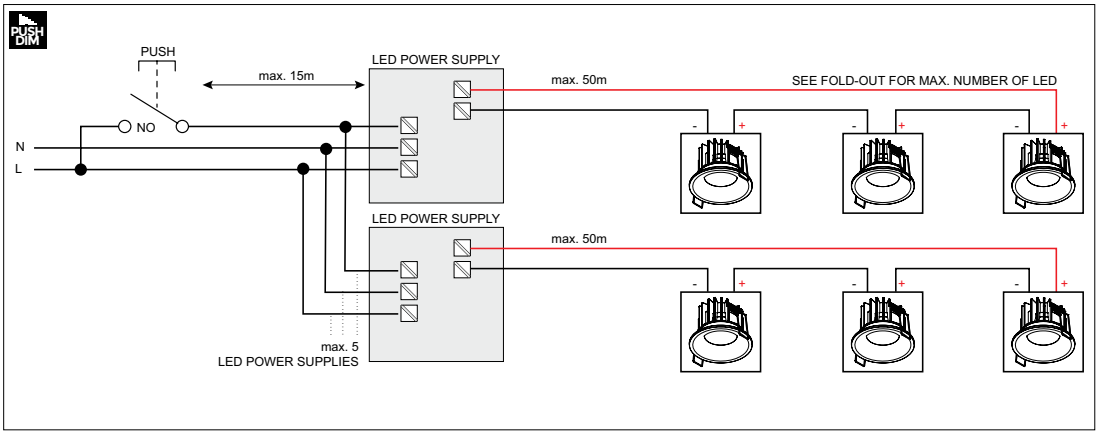

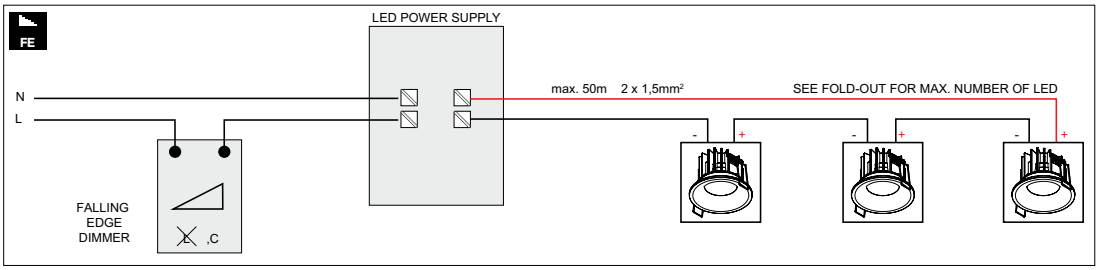

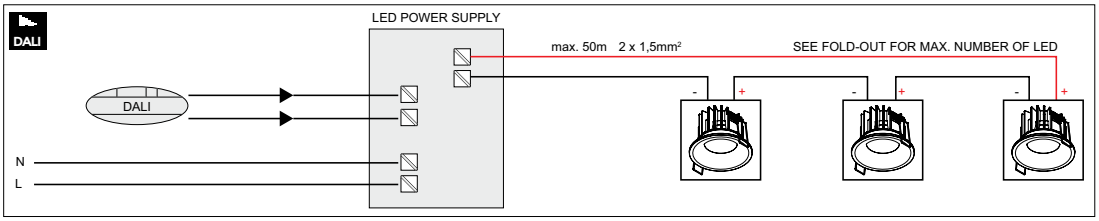

ALL DIAGRAMS ARE TYPICAL, PLEASE CHECK MAXIMUM POWER OF EACH INDIVIDUAL DIVICE FOR PRACTICAL USE.

REQUIREMENTS

LED POWER SUPPLY

MULTI-POWER - IP20

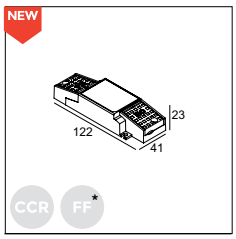

DIM8
min. 50
250mA / 7W
16-29V-DC
300mA / 8W
16-29V-DC
350mA / 10W
16-29V-DC
λ 0,90
MAINS DIMMING (FE)
21012 0258
220-240V / 50-60Hz
IP20

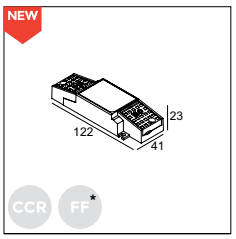

DIM8
min. 50
250mA / 10W
26-42V-DC
300mA / 12W
26-42V-DC
350mA / 14W
26-42V-DC
λ 0,90
MAINS DIMMING (FE)
21012 0268
220-240V / 50-60Hz
IP20

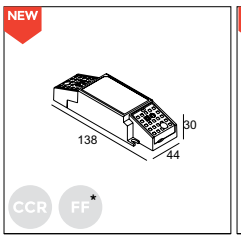

DIM8
min. 55
500mA / 14W
15-28V-DC
700mA / 19W
15-28V-DC
λ 0,90
MAINS DIMMING (FE)
21012 0278
220-240V / 50-60Hz
IP20

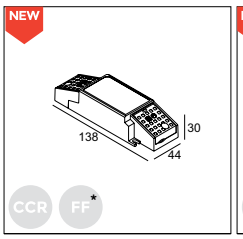

DIM8
min. 55
500mA / 26W
30-52V-DC
700mA / 36W
30-52V-DC
λ 0,90
MAINS DIMMING (FE)
21012 0288
220-240V / 50-60Hz
IP20

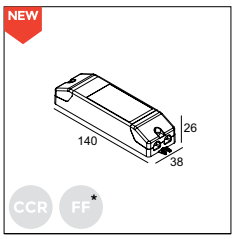

DIM8
min. 48
250mA / 13W
7-44V-DC
350mA / 17W
7-44V-DC
450mA / 19W
7-44V-DC
500mA / 19W
7-40V-DC
650mA / 19W
7-30V-DC
700mA / 19W
7-28V-DC
λ 0,90
MAINS DIMMING (FE)
21012 0298
220-240V / 50-60Hz
IP20

350-500-700-1050MA-DC - IP44

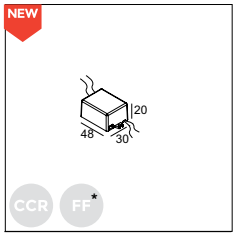

DIM8
min. 38
350mA / 6W
13-21V-DC
λ 0,90
MAINS DIMMING (FE)
21012 0308
220-240V / 50-60Hz
IP44

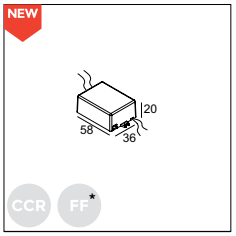

DIM8
min. 38
500mA / 10W
13-21V-DC
λ 0,90
MAINS DIMMING (FE)
21012 0318
220-240V / 50-60Hz
IP44

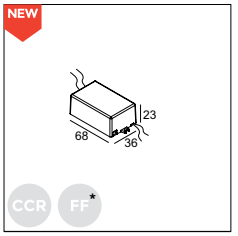

DIM8
min. 38
700mA / 15W
13-21V-DC
λ 0,90
MAINS DIMMING (FE)
21012 0328
220-240V / 50-60Hz
IP44

650MA-DC SOFT DIM

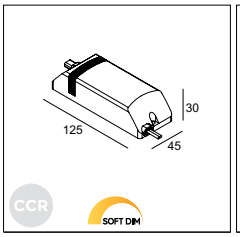

650mA
min. 58
650mA / 10W / 12-16V-DC
λ 0,9
MAINS DIMMING (FE)
300 90 915 ED8
220-240V / 50-60Hz
0,1 IP20

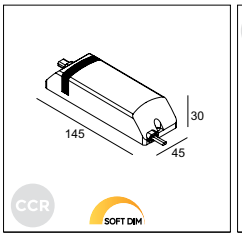

650mA
min. 58
650mA / 10W / 12-16V-DC
λ 0,9
DALI DIM
300 90 915 ED5
220-240V / 50-60Hz
0,1 IP20

1050MA-DC

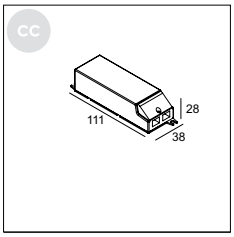

1050mA / 22W (110V: 12W)
min. 48
2-21V-DC
λ 0,6
NON DIMMABLE
300 90 148
110-240V / 50-60Hz
0,1 IP20

CC CONSTANT CURRENT

CCR CONSTANT CURRENT REDUCTION

FF FLICKER-FREE

FF* FLICKER-FREE:
MIN DIM LEVEL OF DIMMING DEVICE TO BE ADJUSTED FOR FLICKR FREE DIMMING

MULTI-POWER

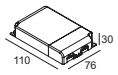 CC	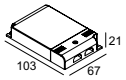 CCR FF	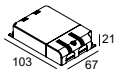 CCR FF	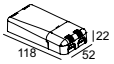 CCR FF	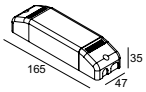 CCR	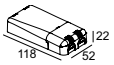 CCR FF
HV	**DIM7**	**DIM5**	**DIM5**	**DIM6**	**DIM7**
min. 90	min. 72	min. 72	min. 55	min. 56	min. 55
350mA / 30W 43-85V-DC	**350mA / 18W** 10-53V-DC	**350mA / 17W** 5-48V-DC	**350mA / 17W** 10-49V-DC	**350mA / 17W** 2-47V-DC	**350mA / 18W** 15-50V-DC
450mA / 35W 33-85V-DC	**450mA / 23W** 5-52V-DC	**450mA / 22W** 5-48V-DC	**450mA / 20W** 5-45V-DC	**500mA / 24W** 2-47V-DC	**450mA / 20W** 5-45V-DC
500mA / 40W 30-85V-DC	**500mA / 25W** 2-50V-DC	**500mA / 24W** 5-48V-DC	**500mA / 20W** 5-40V-DC	**700mA / 32W** 2-46V-DC	**500mA / 20W** 5-40V-DC
650mA / 55W 25-85V-DC	**650mA / 32W** 2-49V-DC	**650mA / 31W** 3-48V-DC	**700mA / 20W** 3-28V-DC		**650mA / 20W** 3-31V-DC
700mA / 60W 25-86V-DC	**700mA / 32W** 2-46V-DC	**700mA / 32W** 3-46V-DC			**700mA / 20W** 3-29V-DC
λ 0,95	λ 0,95	λ > 0,9	λ > 0,9	λ > 0,9	λ > 0,9
NON DIMMABLE	1-10V DIM / SWITCH DIM	DALI DIM	DALI DIM	SWITCH DIM / MAINS DIM (FE)	1-10V DIM / SWITCH DIM
300 90 135	**300 90 64**	**300 90 68**	**300 90 125**	**300 90 61**	**300 90 124**
220-240V / 50-60Hz	110-240V / 50-60Hz (110V: 15W)	110-240V / 50-60Hz (110V: 15W)	110-240V / 50-60Hz (110V: 15W)	220-240V / 50-60Hz	110-240V / 50-60Hz (110V: 15W)
0,1 IP20	0,1 IP20	0,2 IP20	0,2 IP20	0,2 IP20	0,1 IP20

REQUIREMENTS

LED POWER SUPPLY

MULTI-POWER

DIM9	HC DIM9	HV DIM9	WD	WD
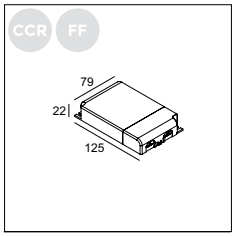	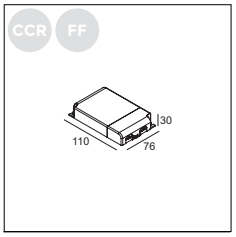	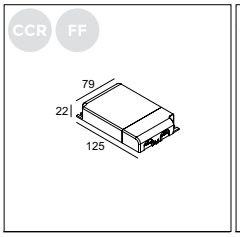	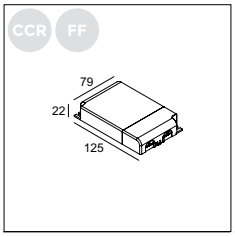	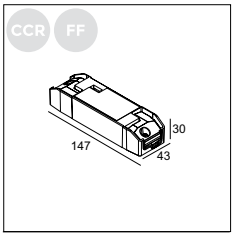
min. 84	min. 90	min. 90	min. 84	min. 54
350mA / 25W 2-74V-DC	**1050mA / 45W** 2-44V-DC	**350mA / 39W** 20-112V-DC	**350mA / 25W** 2-74V-DC	**350mA / 18,5W** 3-54V-DC
500mA / 35W 2-72V-DC	**1200mA / 52W** 2-44V-DC	**500mA / 56W** 2-112V-DC	**500mA / 35W** 2-72V-DC	**450mA / 24W** 3-54V-DC
650mA / 46W 2-72V-DC	**1400mA / 55W** 2-43V-DC	**650mA / 60W** 2-92V-DC	**650mA / 46W** 2-72V-DC	**500mA / 27W** 3-54V-DC
700mA / 50W 2-72V-DC		**700mA / 60W** 2-86V-DC	**700mA / 50W** 2-72V-DC	**650mA / 35W** 3-54V-DC
1050mA / 60W 2-57V-DC			**1050mA / 60W** 2-57V-DC	**700mA / 36W** 3-51V-DC
λ > 0,9	λ > 0,9	λ > 0,9	λ > 0,9	**1050mA / 38W** 3-36V-DC
SWITCH / 1-10V / DALI DIM	SWITCH / 1-10V / DALI DIM	SWITCH / 1-10V / DALI DIM	WIRELESS DIM	λ > 0,9
300 90 63	**300 90 136**	**300 90 69**	**21012 004W**	WIRELESS DIM
110-240V / 50-60Hz (110V: 40W)	110-240V / 50-60Hz (110V: 40W)	110-240V / 50-60Hz (110V: 40W)	110-240V / 50-60Hz (110V: 40W)	**21012 005W**
□ 0,1 IP20	□ 0,2 IP20	□ 0,2 IP20	□ 0,1 IP20	220-240V / 50-60Hz
				□ 0,1 IP20

EMERGENCY UNIT

7W / 1H	7W / 3H
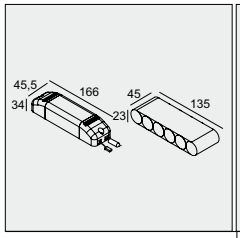	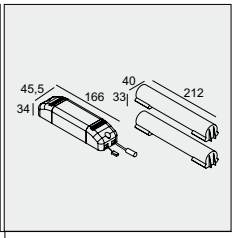
166 x 46 x 34 + 135 x 45 x 23	166 x 46 x 34 + 2 x (212 x 40 x 33)
125-350mA 9-46V-DC	**125-350mA** 9-46V-DC
202 91 0701	**202 91 0703**
220-240V / 50-60 Hz	
NI-Cd BATTERY 7,2V - 1,6Ah EMERGENCY OPERATION 1h CHARGING TIME 24h	NI-Cd BATTERY 7,2V - 4Ah EMERGENCY OPERATION 3h CHARGING TIME 24h
□ 0,2 IP20	□ 0,2 IP20

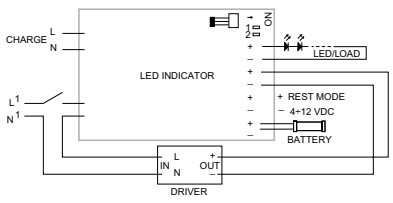

MAINTAINED WITH EXTERNAL ELECTRONIC DRIVER DIAGRAM
MAX. 2m DISTANCE EMERGENCY UNIT - DRIVER

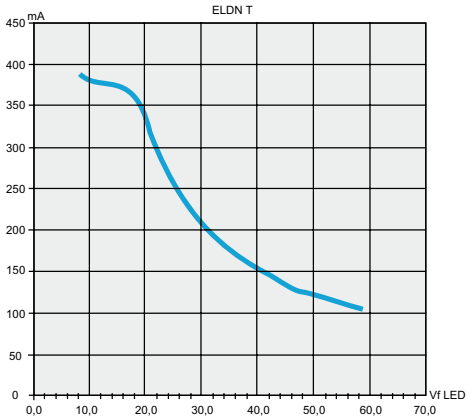

Emergency units are battery powered units that come into force in case of general power failure. In this Lighting Bible we offer emergency units specifically for LED luminaires. Thanks to the battery, a luminaire can keep emitting an amount of light, equal to a percentage of the nominal value when the luminaire is emitting at full power. This percentage is determined by the emergency unit and is known as the Ballast-Lumen Factor (BLF). More info on this Ballast Lumen Factor can be found on PAG TEC 16-17 based on the type of LED.

TEC

TYPE 1

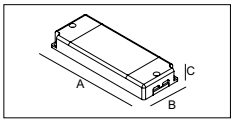

TYPE 2

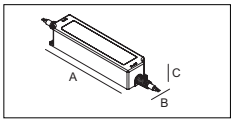

24V-DC

DIM	CLASS / IP	POWER / 24V-DC	ART NUMBER	VOLTAGE	POWER FACTOR	A X B X C	TYPE
NON DIMMABLE	IP20	24W	**21012 0160**	220-240V / 50-60Hz	λ > 0,95	137 x 50 x 16	1
	IP67	150W	**300 89 24 150**	100-240V / 50-60Hz		180 x 63 x 36	2
NEW DIM1 (0-10V)	IP20	60W	**21012 0171**	220-240V / 50-60Hz		170 x 57 x 18	1
		90W	**21012 0181**			190 x 65 x 22	1
		120W	**21012 0191**			190 x 65 x 22	1
	IP67	60W	**21012 0101**	110-240V / 50-60Hz		150 x 53 x 35	2
		90W	**21012 0111**			171 x 63 x 38	2
		120W	**21012 0121**			171 x 63 x 38	2
NEW DIM5 (DALI DIM)	IP20	60W	**21012 0205**	220-240V / 50-60Hz		170 x 57 x 18	1
		100W	**21012 0225**			190 x 65 x 22	1
	IP67	60W	**21012 0135**	110-240V / 50-60Hz		150 x 53 x 35	2
		90W	**21012 0145**			171 x 63 x 38	2
		120W	**21012 0155**			171 x 63 x 38	2

TYPE 3

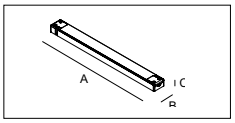

TYPE 4

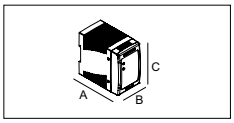

48V-DC

DIM	CLASS / IP	POWER / 48V-DC	ART NUMBER	VOLTAGE	POWER FACTOR	A X B X C	TYPE
NON DIMMABLE	IP20	100W	NEW **21012 0230**	120-240V / 50-60Hz	λ > 0,95	298 x 30 x 17	3
		100W	**300 89 48 100**	110-240V / 50-60Hz	λ > 0,93	100 x 55 x 90	4
		200W	NEW **21012 0240**	120-240V / 50-60Hz	λ > 0,95	332 x 30 x 22	3
		240W	**300 89 48 240**	100-240V / 50-60Hz	λ > 0,93	114 x 63 x 125	4

OPTIONS

POWER CONVERTER

LED POWER CONVERTER 48V-DC DIM1

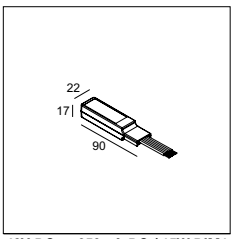

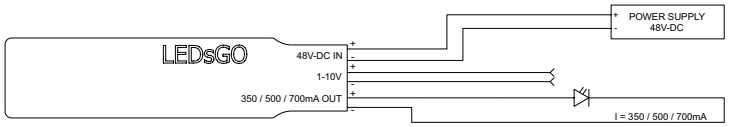

1-10V = 1-100% LIGHT / 0V = OFF

48V-DC ▸▸ 350mA-DC / 15W DIM1	48V-DC ▸▸ 500mA-DC / 22W DIM1	48V-DC ▸▸ 700mA-DC / 25W DIM1
min. 30	min. 30	min. 30
1-10V DIM	1-10V DIM	1-10V DIM
300 48 350 ED1	**300 48 500 ED1**	**300 48 700 ED1**
III 0,1 IP20	III 0,1 IP20	III 0,1 IP20

LED POWER CONVERTER 48V-DC DIM5

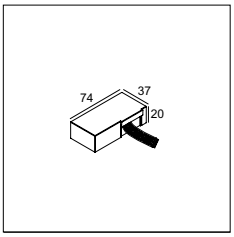

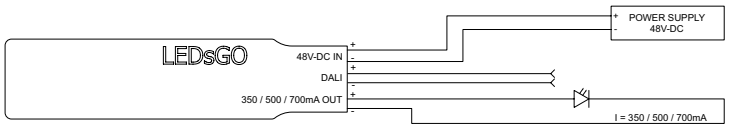

48V-DC ▸▸ 350mA-DC / 15W DIM5	48V-DC ▸▸ 500mA-DC / 22W DIM5	48V-DC ▸▸ 700mA-DC / 25W DIM5
min. 45	min. 45	min. 45
DALI DIM	DALI DIM	DALI DIM
300 48 350 ED5	**300 48 500 ED5**	**300 48 700 ED5**
III 0,1 IP20	III 0,1 IP20	III 0,1 IP20

LED POWER CONVERTER 48V-DC MODULATION DIM LOW VOLTAGE (MDL)

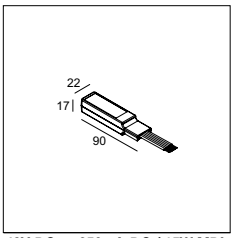

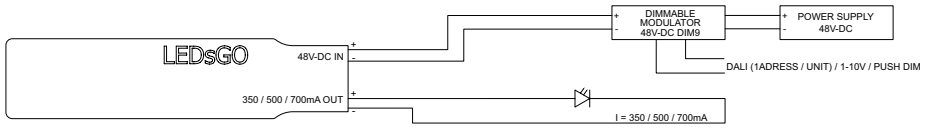

48V-DC ▸▸ 350mA-DC / 15W MDL	48V-DC ▸▸ 500mA-DC / 22W MDL	48V-DC ▸▸ 700mA-DC / 25W MDL
min. 30	min. 30	min. 30
MODULATION DIM	MODULATION DIM	MODULATION DIM
300 48 350 MDL	**300 48 500 MDL**	**300 48 700 MDL**
III 0,1 IP20	III 0,1 IP20	III 0,1 IP20

LED POWER CONVERTER 48V-DC WIRELESS DIM LOW VOLTAGE (WDL)

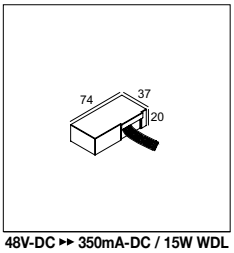

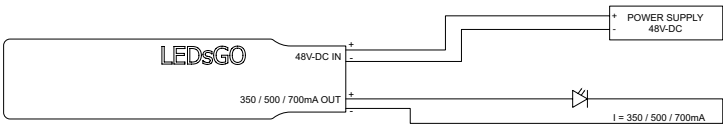

48V-DC ▸▸ 350mA-DC / 15W WDL	48V-DC ▸▸ 500mA-DC / 22W WDL	48V-DC ▸▸ 700mA-DC / 25W WDL
min. 45	min. 45	min. 45
WIRELESS DIM	WIRELESS DIM	WIRELESS DIM
300 48 350 WDL	**300 48 500 WDL**	**300 48 700 WDL**
0,1 IP20	0,1 IP20	0,1 IP20

LED POWER CONVERTER 24V-DC ▸▸ MULTI CURRENT / 48W DIM9

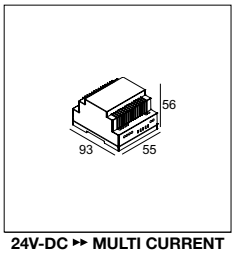

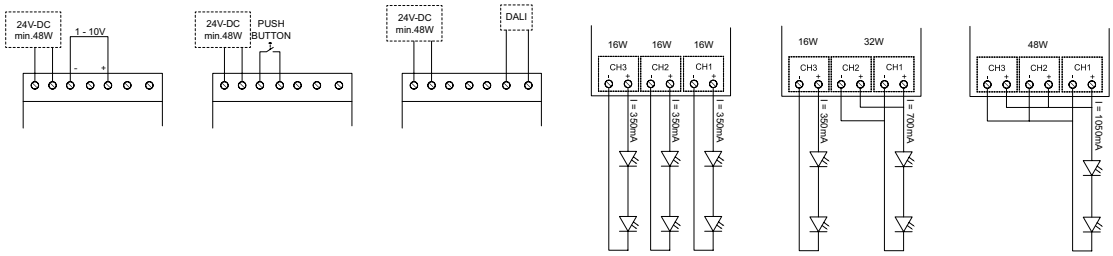

24V-DC ▸▸ MULTI CURRENT
350mA-DC / 48W
700mA-DC / 32W
1050mA-DC / 48W
λ > 0,8
SWITCH / 1-10V / DALI DM
300 90 67

0,1 IP54

EXAMPLE POWER CONVERTOR

1.LED Power Convertor 48V-DC to 350mA/15W DIM1
300 48 350 ED1 + 48V-DC Power Supply *
Max.1 SNEAK-R can be connected
Dimming by 1-10V

2.LED Power Convertor 48V-DC to 350mA/15W DIM5
300 48 350 ED5 + 48V-DC Power Supply *
Max.1 SNEAK-R can be connected
Dimming by DALI

3.LED Power Convertor 48V-DC to 350mA/15W WDL
300 48 350 WDL + 48V-DC Power Supply *
Max.1 SNEAK-R can be connected
Wireless Dimming by CTRL DELTA

* Minimum power 48V-DC Power Supply =
(number of luminaires x power of luminaire) + 15%

SNEAK-R TRIMLESS

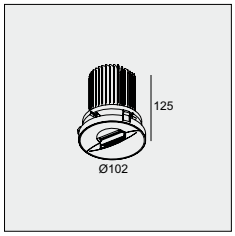

ØKIT x 130

3000K / CRI>90	2700K / CRI>90
LED [I] 11.3W / 1632lm / 350mA	LED [I] 11.3W / 1561lm / 350mA
WALLWASH	
415 362 930 ◇	**415 362 920** ◇
◇ SG / W	

0,6 IP20

REQUIREMENTS
MOUNTING KIT SNEAK-R TRIMLESS ▸ **415 91 102**
LED POWER SUPPLY 350mA-DC / DIM

OPTIONS

VOLTAGE CONTROLLED

LED POWER SUPPLY 24V-DC - INSTALLATION SCHEME / LEDFLEX WHITE

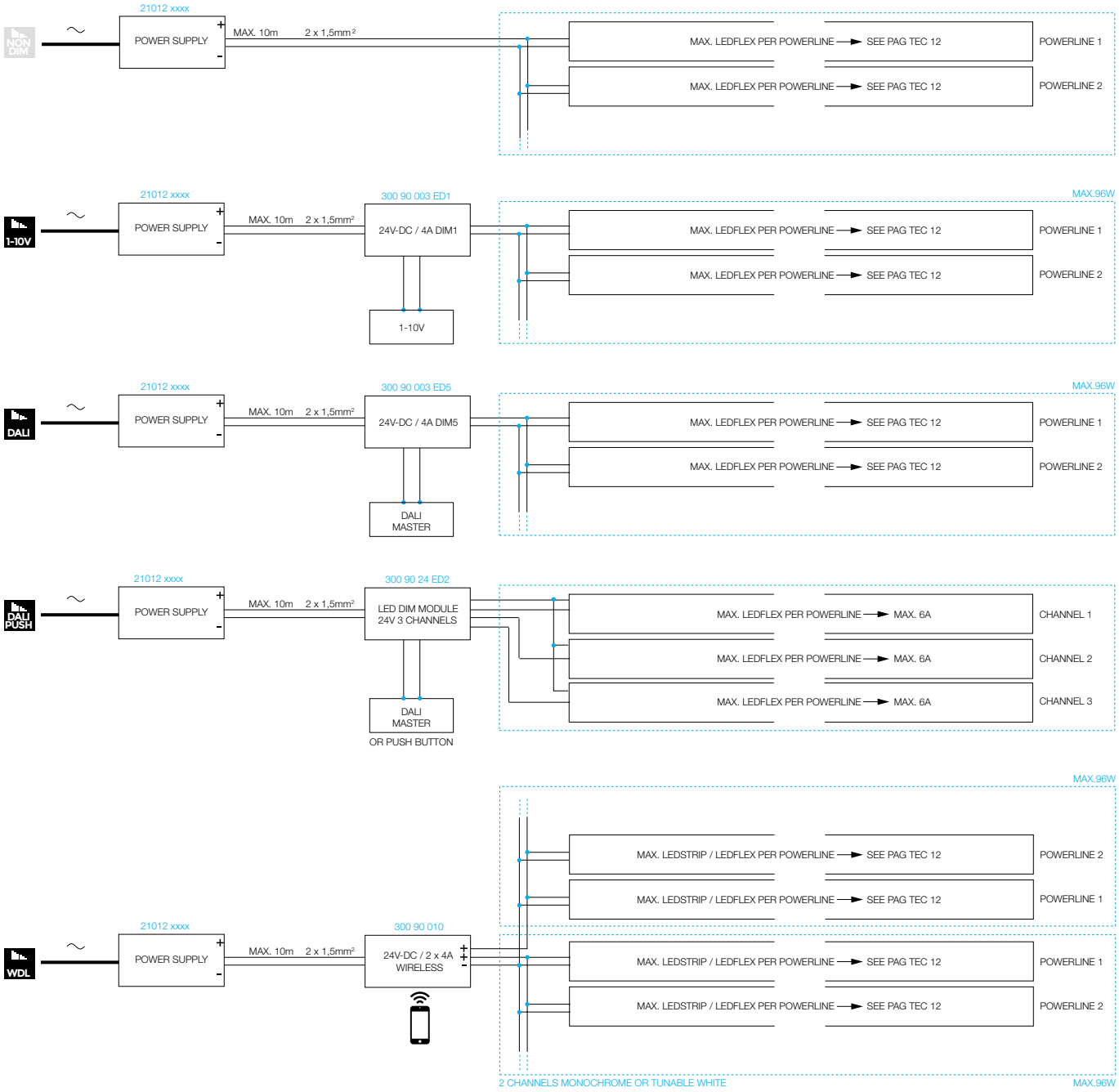

LED POWER SUPPLY 24V-DC - INSTALLATION SCHEME / LEDFLEX RGB

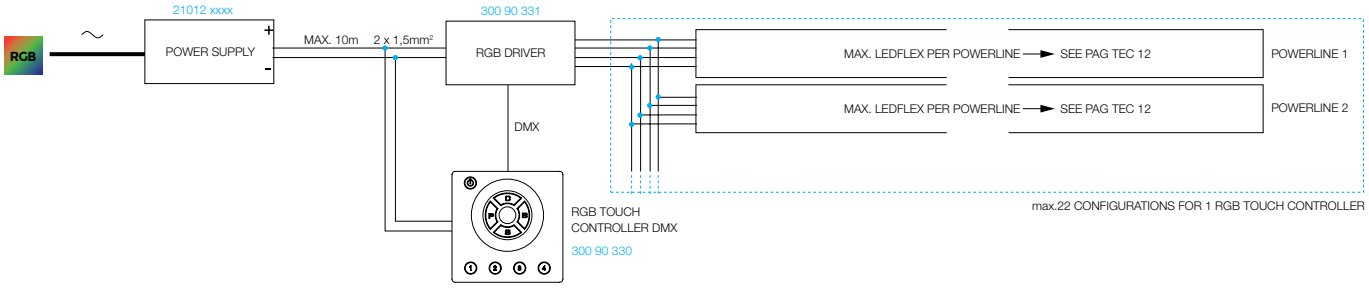

LED POWER SUPPLY 24V-DC - INSTALLATION SCHEME - LEDFLEX TW

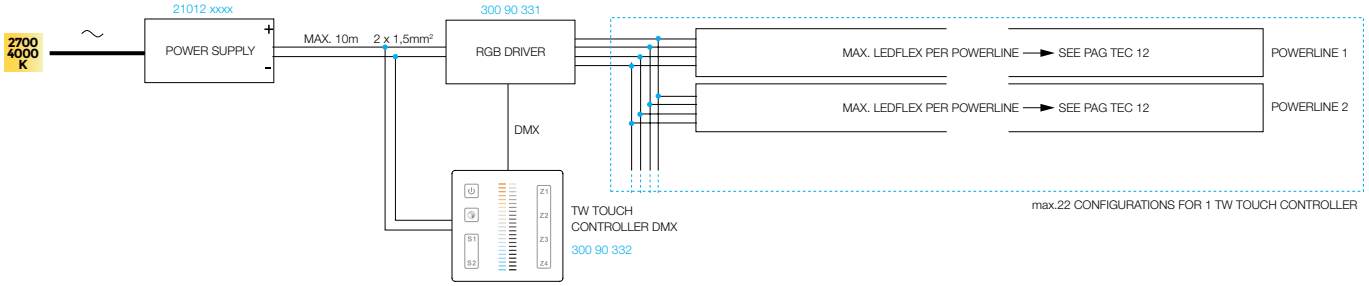

LED POWER SUPPLY 24V-DC - INSTALLATION SCHEME / LEDFLEX RGBTW

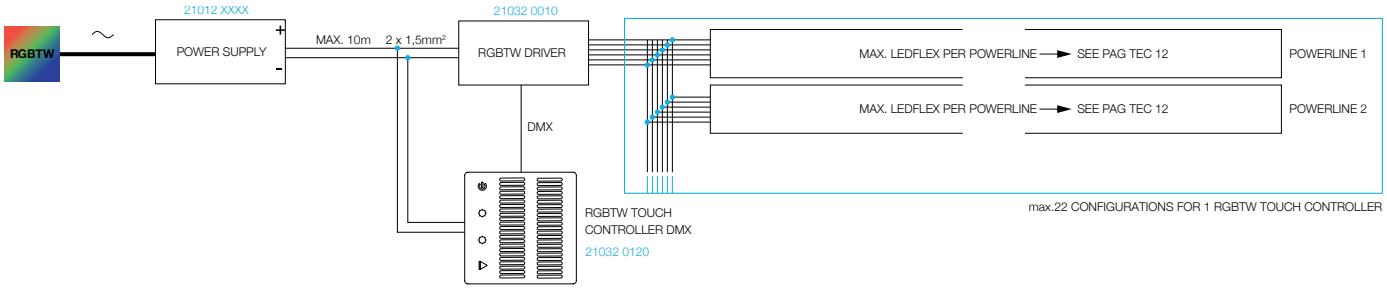

ALL DIAGRAMS ARE TYPICAL, PLEASE CHECK MAXIMUM POWER OF EACH INDIVIDUAL DIVICE FOR PRACTICAL USE.

OPTIONS

VOLTAGE CONTROLLED

24V-DC DIM UNIT

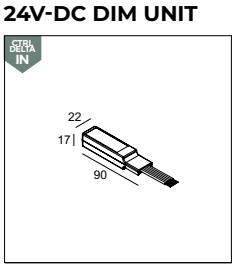

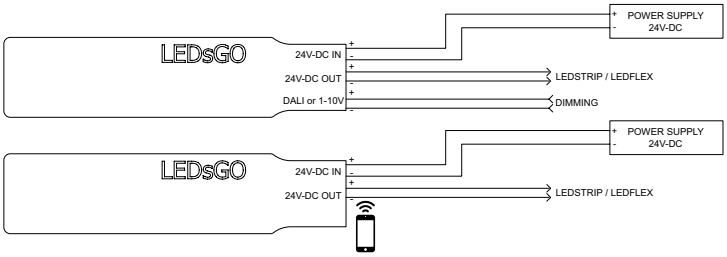

24v-DC / 4A DIM1	24v-DC / 4A DIM5	24v-DC / 4A WIRELESS DIM
min. 30	min. 30	min. 30
1-10V DIM	DALI DIM	WIRELESS DIM
300 90 003 ED1	**300 90 003 ED5**	**300 90 010**
24V-DC / 4A (max.96W)	24V-DC / 4A (max.96W)	24V-DC / 2 x 4A (max.96W)
0,1 IP20	0,1 IP20	0,1 IP20

LED DIMMODULE 24V

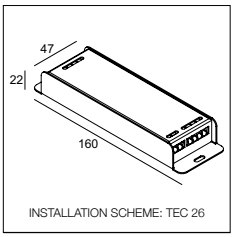

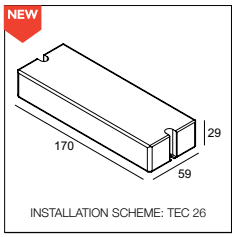

3CH / 6A DIM2	5CH / 5A DIM5
DALI / SWITCH DIM ONE UNIT ONLY	DALI DT8
300 90 24 ED2	**21032 0145**
EXCL.POWER SUPPLY 12V-DC / 24V-DC INPUT 12/24V-DC OUTPUT MAX 432W / 18A (3 DALI CHANNELS OF 6A) FOR LEDFLEX W	EXCL.POWER SUPPLY 12V-DC / 24V-DC INPUT 12/24V-DC OUTPUT MAX 600W / 25A (5 DALI CHANNELS OF 5A 1 ADRESS) FOR LEDFLEX RGBTW
0,1 IP20	0,1 IP20

TOUCH CONTROLLER

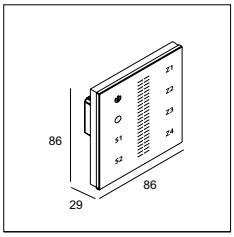

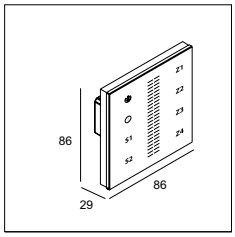

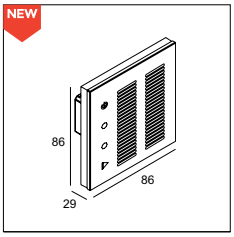

TW TOUCH CONTROLLER DMX	RGB TOUCH CONTROLLER DMX	RGBTW TOUCH CONTROLLER DMX
min. 30	min. 30	min. 30
DMX	DMX	DMX
300 90 332	**300 90 330**	**21032 0120**
INPUT 12V-DC / 24V-DC - DMX OUT	INPUT 12V-DC / 24V-DC - DMX OUT	INPUT 12V-DC / 24V-DC - DMX OUT
STATIC MODE EXCL.POWER SUPPLY 12V-DC / 24V-DC	DUAL MODE STATIC / DYNAMIC EXCL.POWER SUPPLY 12V-DC / 24V-DC	DUAL MODE STATIC / DYNAMIC EXCL.POWER SUPPLY 12V-DC / 24V-DC
0,1 IP20	0,1 IP20	0,1 IP20

RGB DRIVER

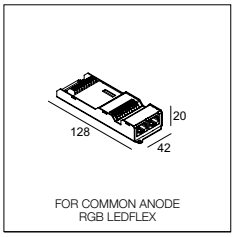

RGB DRIVER DMX
DMX
300 90 331
INPUT 12V-DC OUTPUT RGB 75W
INPUT 24V-DC OUTPUT RGB 150W
DUAL MODE DMX / STAND ALONE EXCL.POWER SUPPLY 12V-DC / 24V-DC
0,1 IP20

RGBTW DRIVER

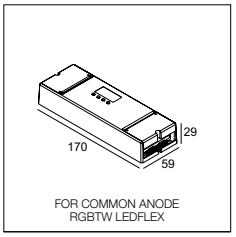

RGBTW DRIVER DMX
DMX
21032 0010
INPUT 24V-DC OUTPUT 5 x 120W
DUAL MODE DMX / STAND ALONE EXCL.POWER SUPPLY 24V-DC
0,1 IP20

RGBTW REPEATER

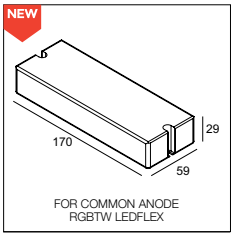

RGBTW REPEATER
-
21032 0130
INPUT 24V-DC OUTPUT 5 x 5A
EXCL.POWER SUPPLY 24V-DC
0,1 IP20

TEC

TRANSFO

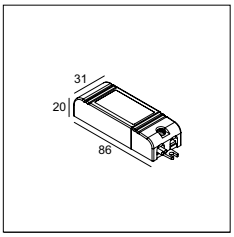

TRANSFO 50W
MAINS DIMMING (FE)
200 46 06
220-240V / 50-60Hz

□ 0,1 IP20

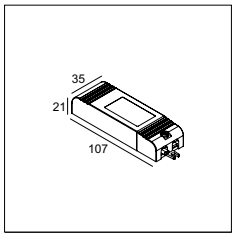

TRANSFO 100W
MAINS DIMMING (FE)
200 46 10
220-240V / 50-60Hz

□ 0,1 IP20

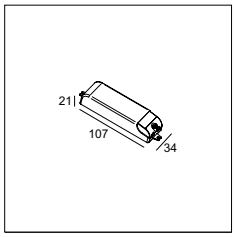

LED TRANSFO 12V - 70W
MAINS DIMMING (FE)
300 89 12 71
220-240V / 50-60Hz

OUTPUT 12V-AC

□ 0,1 IP20

FALLING EDGE DIMMER

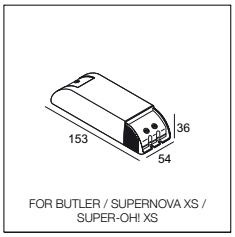

FOR BUTLER / SUPERNOVA XS / SUPER-OH! XS

FALLING EDGE DIMMER 200W DIM 2

DIMMING OUTPUT
FE DIMMING (ED8) 3-200W
300 90 126
220-240V / 50-60Hz

□ 0,2 IP20

OPTIONS
INSTALLATION

APPLICATION OF MOUNTING OPTIONS

Consult where used list of mounting options per luminaire: **www.deltalight.com/mountingoptions**

SUSPENDED T-BAR & CEILING TILES (MIN. 8 MM)

APPLY: (replace tile by MDF)
TRIMLESS KIT
MOUNTING KIT 55/64/75
MOUNTING KIT / MOUNTING KIT L
ZB BOX

MF (METAL FRAME) CEILING DRY LINED / GYPROC / MDF

APPLY:
TRIMLESS KIT
MOUNTING KIT 55/64/75
MOUNTING KIT / MOUNTING KIT L
ZB BOX

STUCANET

APPLY:
PLASTERKIT
CONCRETE BOX
TRIMLESS KIT
ZB BOX

EXPOSED CONCRETE

APPLY:
EXPOSED CONCRETE PACK

CONCRETE + PLASTER

APPLY:
PLASTERKIT
CONCRETE BOX
CONCRETE PACK
TRIMLESS KIT
MOUNTING KIT / MOUNTING KIT L
ZB BOX

CONCRETE BEAM & BLOCK + PLASTER

APPLY:
PLASTERKIT
CONCRETE BOX
CONCRETE PACK
TRIMLESS KIT
MOUNTING KIT / MOUNTING KIT L
ZB BOX

PREFABRICATED CONCRETE PLATE

APPLY:
EXPOSED CONCRETE PACK

PREFABRICATED CONCRETE PLATE + PLASTER

APPLY:
PLASTERKIT
CONCRETE BOX
TRIMLESS KIT
MOUNTING KIT / MOUNTING KIT L
ZB BOX

BRICK + PLASTER

APPLY:
PLASTERKIT
CONCRETE BOX
TRIMLESS KIT
MOUNTING KIT / MOUNTING KIT L
ZB BOX

STRETCHED CEILING

APPLY:
MOUNTING KIT CSC / WSC

PLASTERKIT

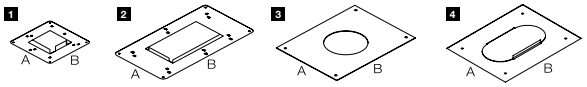

PLASTERKIT	REFERENCE	A x B	□	○	KG		S1 min. - max.	S2 min. - max.	TYPE
PLASTERKIT 101	**202 11 19**	205 x 205		77	0.1	80 x 180	195 - 205		3
PLASTERKIT 118	**202 56 99 01**	280 x 280		163	0.3	220 x 220			3
PLASTERKIT 126	**202 72 99 01**	215 x 215	112 x 112		0.3	120 x 120			1
PLASTERKIT 127	**202 72 99 02**	215 x 250	112 x 215		0.3	120 x 225			2
PLASTERKIT 145	**304 05 99**	140 x 235	24 x 170		0.1	110 x 180			2
PLASTERKIT 161	**207 01 161**	200 x 200	75 x 75		0.2	175 x 175	185 - 200	110 - 200	1
PLASTERKIT 170	**207 01 170**	230 x 230		98	0.3	100 x 220	220 - 230		3
PLASTERKIT 186	**207 01 186**	190 x 150	75 x 75		0.2	150 x 110		105 - 140	1

CONCRETE BOX

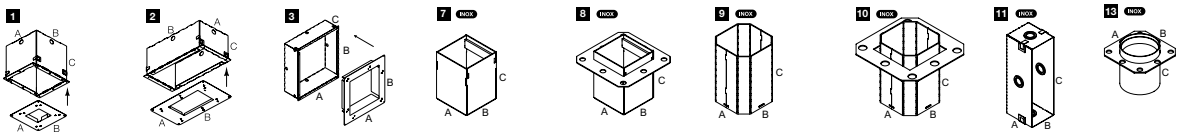

CONCRETE BOX	REFERENCE	A x B x C	KG			TYPE
CONCRETE BOX 145	**304 05 98**	150 x 210 x 75	0.9	155 x 215	80	5
CONCRETE BOX 151	**302 19 21**	42 x 42 x 58	0.1	43 x 43	65	8
CONCRETE BOX TR 152	**302 19 22**	42 x 42 x 58	0.1	43 x 43	65	7
CONCRETE BOX 153	**302 20 21**	43 x 43 x 60	0.1	43 x 43	65	10
CONCRETE BOX TR 154	**302 20 22**	43 x 43 x 60	0.1	43 x 43	65	9
CONCRETE BOX 161	**270 11 161**	202 x 202 x 186	0.6	207 x 207	196	1
CONCRETE BOX 186	**270 11 186**	145 x 105 x 70	0.4	150 x 110	75	3
CONCRETE BOX 187	**270 11 187**	80 x 95 x 70	0.5	85 x 100	75	11
CONCRETE BOX 188	**270 11 188**	Ø60 x 65	0.5	Ø67	65	13
CONCRETE BOX 191	**270 11 191**	310 x 80 x 95	0.4	315 x 80	110	2
CONCRETE BOX 192	**270 11 192**	130 x 120 x 105	0.4	135 x 125	115	2
CONCRETE BOX 195	**270 11 195**	Ø54 x 60	0.1	Ø56	65	13
CONCRETE BOX 196	**270 11 196**	51 x 51 x 60	0.1	52 x 52	65	8

REQ / OPTIONS

INSTALLATION

MOUNTING KIT

TYPE 6

* Ø250 - 150 - Ø250

TYPE 8

TYPE 7

ZB BOX

TEC

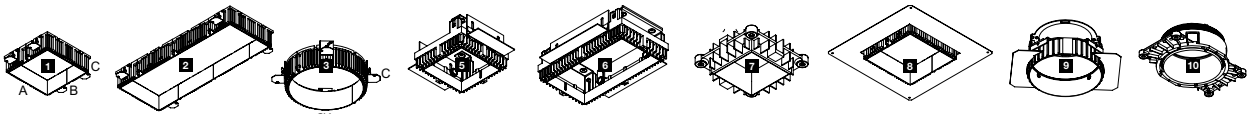

MOUNTING KITS	REFERENCE	A x B x C	KG	HOLLOW MATERIAL			SOLID MATERIAL MIN.-MAX.	OPTION / REQUIREMENT O/R	TYPE
MOUNTING KIT KADET S TRIMLESS	**26910 0010**	82 x 140 x 108	0.4		83	9 or 12	Ø82	R	10
MOUNTING KIT NIME O.F.A.	**26410 0010**	172 X 117 X 56	0,4		127	max.12	Ø127	R	10
MOUNTING KIT FLUSH IMAX II ROUND	**15215 0010**	118 x 118 x 25	0,3		121	12	Ø121	O	7
MOUNTING KIT FLUSH IMAX II SQUARE	**15215 0020**	125 x 170 x 23	0,2	126 x 126		12		O	7
MOUNTING KIT R60 TRIMLESS O.F.A.	**15212 2050**	155 x 155 x 60	0.4		92	max.25	Ø92 - 125	R	10
MOUNTING KIT R60 TRIMLESS CSC	**15212 0060**	120 x 120 x 59	0,2	-	-	-	-	R	10
MOUNTING KIT R60 TRIMLESS WSC	**15212 0140**	59 x 59 x 53	0,1	-	-	-	-	R	10
MOUNTING KIT 1 MINIGRID 67	**19310 0050**	148 x 113 x 38	0,1	150 x 150		max.16		R	5
MOUNTING KIT 1 LARGE MINIGRID 67	**19310 0110**	185 x 185 x 38	0,4		170			R	8
MOUNTING KIT 2 MINIGRID 67	**19310 0060**	185 x 148 x 38	0,2	150 x 176		max.16		R	6
MOUNTING KIT 2 LARGE MINIGRID 67	**19310 0120**	250 x 185 x 38	0,5		Ø170-60-Ø170			R	8
MOUNTING KIT 75 TRIMLESS	**202 01 75**	117 x 117 x 30	0.1		121	9 or 12		R	7
MOUNTING KIT 75 TRIMLESS O.F.A.	**202 01 75 OFA**	240 x 240 x 40	0.2				Ø182	R	10
MOUNTING KIT R82 TRIMLESS CSC	**15212 0070**	140 x 140 x 45	0,3	-	-	-	-	R	10
MOUNTING KIT R82 TRIMLESS WSC	**15212 0150**	90 x 90 x 31	0,1	-	-	-	-	R	10
MOUNTING KIT R82 TRIMLESS O.F.A.	**15212 2000**	138 x 97 x 45	0,3		105	max.25	Ø105	R	10
MOUNTING KIT R102 TRIMLESS CSC	**15212 0090**	160 x 160 x 56	0,3	-	-	-	-	R	10
MOUNTING KIT R102 TRIMLESS WSC	**15212 0170**	111 x 111 x 50	0,1	-	-	-	-	R	10
MOUNTING KIT R102 TRIMLESS O.F.A.	**15212 2010**	172 X 117 X 56	0,4		127		Ø127	R	10
MOUNTING KIT S102 TRIMLESS	**400 92 00**	125 x 220 x 55	0,2	125 x 125		min11		R	1
MOUNTING KIT S102 TRIMLESS O.F.A.	**400 92 00 OFA**	264 x 264 x 56	0,3	230 x 160				R	1
MOUNTING KIT TWEETER TRIMLESS CSC	**15212 0100**	200 x 200 x 80	0,5	-	-	-	-	R	9
MOUNTING KIT TWEETER TRIMLESS	**202 15 61 971**	214 x 125 x 70	0.6		152	max.25	Ø182	R	9
MOUNTING KIT SNEAK-R TRIMLESS	**415 91 102**	190 x 135 x 40	0.2		137	max.12	137	R	3
MOUNTING KIT MINIGRID IN 1 CSC	**15212 0120**	180 x 180 x 67	0,3	-	-	-	-	R	5
MOUNTING KIT MINIGRID IN 2 CSC	**15212 0130**	180 x 285 x 67	0,4	-	-	-	-	R	6
MOUNTING KIT SPY 39 TRIMLESS IN	**24144 0050**	140 x 82 x 125	0,2		70	9 or 12		R	3
MOUNTING KIT SPY 39/52 TRIMLESS CSC	**15212 0080**	140 x 140 x 67	0,3	-	-	-	-	R	10
MOUNTING KIT SPY 39/52 TRIMLESS WSC	**15212 0160**	90 x 90 x 55	0,1	-	-	-	-	R	10
MOUNTING KIT SPY 39/52 TRIMLESS O.F.A.	**15212 2030**	138 x 97 x 45	0,3		105	max.25	Ø105	R	10
MOUNTING KIT DOT.COM M4 TRIMLESS CSC	**15212 0110**	170 x 80 x 43	0,2	-	-	-	-	R	6
MOUNTING KIT DOT.COM M4 TRIMLESS WSC	**15212 0180**	126 x 36 x 37	0,2	-	-	-	-	R	6
MOUNTING KIT DOT.COM M4 TRIMLESS	**424 512 04 00**	199 x 35 x 43	0,1	127 x 36 x 60			5-22	R	6
MOUNTING KIT TAGLINE TRIMLESS	**304 04 01**	172 x 72 x 33	0,3	174 x 26 x 45			min.12,5	R	6
MOUNTING KIT TRIMLESS O.F.A. ARTUUR R	**27710 0010**	142 x 98 x 47	0,2		105	max.25			10
MOUNTING KIT TRIMLESS ARTUUR S/SA	**27710 0020**	121 x 121 x 36	0,2		121	9 or 12			7
MINIGRID IN 1 MOUNTING KIT	**202 71 95 01**	129 x 129 x 100	0.5	130 x 130		max.25		O/R	5
MINIGRID IN 1 MOUNTING KIT HP	**202 71 95 01 HP**	129 x 129 x 100	0.5	130 x 130		max.25		R	5
MINIGRID IN 1 MOUNTING KIT LARGE	**202 71 95 01L**	245 x 245 x 100	0.9				Ø202	O/R	8
MINIGRID IN 2 MOUNTING KIT	**202 71 95 02**	129 x 232 x 100	0.8	130 x 233		max.25		O	6
MINIGRID IN 2 MOUNTING KIT HP	**202 71 95 02 HP**	129 x 232 x 100	0.8	130 x 233		max.25		R	6
MINIGRID IN 2 MOUNTING KIT LARGE	**202 71 95 02L**	342 x 245 x 100	1.0				Ø202-100-Ø202*	O	8
GRID IN TRIMLESS 1 MOUNTING KIT	**202 61 95 01**	171 x 171 x 55	0.4	173 x 173		max.25		O/R	1
GRID IN TRIMLESS 1 MOUNTING KIT LARGE	**202 61 95 01L**	293 x 293 x 55	0.7				Ø250	O/R	8
GRID IN TRIMLESS 2 MOUNTING KIT	**202 61 95 02**	171 x 310 x 55	0.7	312 x 173		max.25		O	2
GRID IN TRIMLESS 2 MOUNTING KIT LARGE	**202 61 95 02L**	432 x 293 x 55	0.9				Ø250-150-Ø250*	O	8

O.F.A. kits PATENT

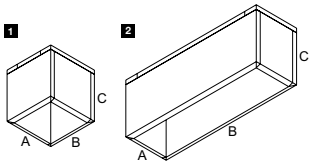

DEPTH ↕ MAY VARY ACCORDING TO THE LUMINAIRE USED. ALWAYS CHECK THE CORRECT DEPTH OF THE LUMINAIRE.

ZB BOX	REFERENCE	A x B x C	KG		↕	TYPE
MINIGRID IN ZB 1 BOX L	**202 70 98 01**	140 x 140 x 128	1.2	141 x 141	148	1
MINIGRID IN ZB 2 BOX L	**202 70 98 02**	140 x 250 x 128	1.8	141 x 251	148	2

REQ / OPTIONS

INSTALLATION

CONCRETE PACK

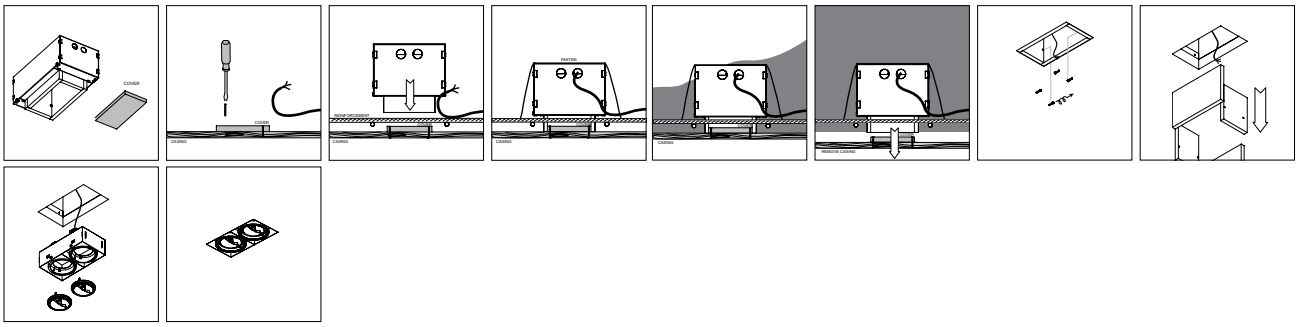

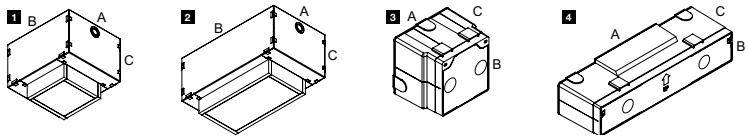

CONCRETE PACK	REFERENCE	A x B x C	KG			OPTION / REQUIREMENT	TYPE
EXPOSED CONCRETE PACK GIT 1	**202 61 96 01**	220 x 262 x 210	3.1	220 x 262	210	OPTION	1
EXPOSED CONCRETE PACK GIT 2	**202 61 96 02**	220 x 401 x 210	6.5	220 x 401	210	OPTION	2
CONCRETE PACK LOGIC W L	**304 32 96**	310 x 80 x 95	0.4	315 x 80	135	REQUIREMENT	4
CONCRETE PACK LOGIC W S	**304 33 96**	130 x 120 x 105	0.4	135 x 125	140	REQUIREMENT	3
CONCRETE PACK MGIT 1	**202 71 96 01**	133 x 160 x 133	1.5	160 x 160	140	REQUIREMENT	1
CONCRETE PACK MGIT 2	**202 71 96 02**	234 x 160 x 133	2.1	260 x 160	140	REQUIREMENT	2

TUBE

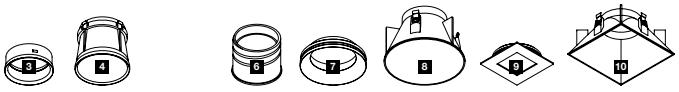

TUBE	REFERENCE	COLOUR	TYPE
KADET S TUBE	**26910 0030**	B / GC / W	7
KADET M TUBE	**26910 0040**	B / GC / W	7
iMAX II TUBE ROUND	**24213 0010**	B / MMAT / W	7
iMAX II TUBE ROUND IP	**24213 0040**	B / MMAT / W	7
iMAX II TUBE ROUND TRIMLESS	**24213 0020**	B / MMAT / W	8
iMAX II TUBE SQUARE	**24213 0080**	B / MMAT / W	9
iMAX II TUBE SQUARE TRIMLESS	**24213 0030**	B / MMAT / W	10
MIDISPY TUBE	**414 03 00**	B / FBR / FG / MMAT / SG / W	3
SPY TUBE	**414 01 00**	B / FBR / FG / MMAT / SG / W	4
SPY 39 TUBE	**24144 0010**	B / FBR / FG / GC / W	3
SPY 39 L TUBE	**24144 0020**	B / FBR / FG / GC / W	3
SPY 52 TUBE	**19810 0100**	B / FBR / FG / GC / W	6
SPY 66 TUBE	**24611 0100**	B / FBR / FG / GC / W	6
SPY 66 LP/MP TUBE	**24611 0010**	B / MMAT / W	6
SPY 90 TUBE	**19810 0170**	B / FBR / FG / GC / W	6
PION TUBE	**26610 0010**	B / MMAT	6
VIZIR TUBE	**473 01 00**	B / FBR / FG / W	6

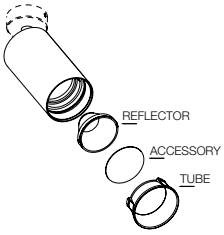

SUSPENSION / CONNECTION ST

SUSPENSION / CONNECTION TRIMLESS

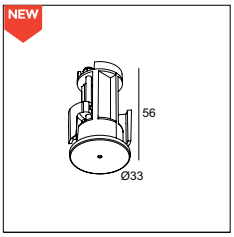

SUSPENSION ST

27 x 60 max. 25

15225 0340 ◇

◇ B / W

INCL.
1 x AUTOMATIC ADJUSTMENT

0,2

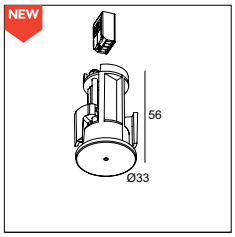

SUSPENSION + CONNECTION ST

27 x 60 max. 25

15225 0350 ◇

◇ B / W

ONLY CONNECTION

INCL.
1 x CONNECTOR max. 2x 1,5 mm²
1 x AUTOMATIC ADJUSTMENT

0,2

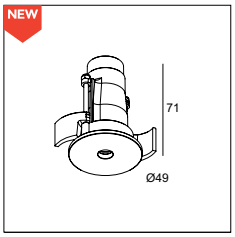

CONNECTION ST

43 x 80 max. 25

15225 0360 ◇

◇ B / W

16A / 250V

INCL.
1 x CONNECTOR max. 5x 1,5 mm²

0,2

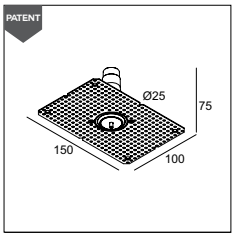

SUSPENSION TRIMLESS O.F.A.

62 x 80 9 or 12
102 x 80 (CONCRETE)

328 10 01

INCL.
1 x AUTOMATIC ADJUSTMENT

0,2

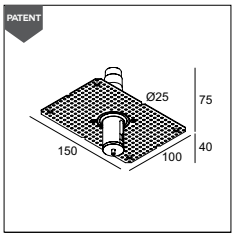

SUSPENSION + CONNECTION TRIMLESS O.F.A.

62 x 80 9 or 12
102 x 80 (CONCRETE)

328 10 02

4A / 250V

INCL.
1 x CONNECTOR max. 3x 2,5 mm²
1 x AUTOMATIC ADJUSTMENT

0,2

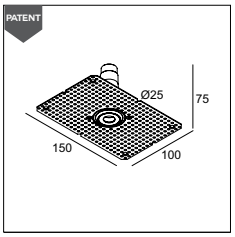

CONNECTION TRIMLESS O.F.A.

62 x 80 9 or 12
102 x 80 (CONCRETE)

328 10 03

4A / 250V

INCL.
1 x CONNECTOR max. 3x 2,5 mm²

0,2

play.deltalight.com/suspensiontrimlessconcrete
play.deltalight.com/suspensiontrimlessplasterboard

CABLE BASE

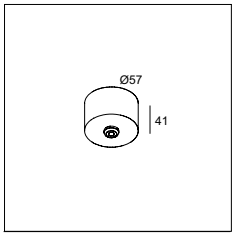

CABLE BASE R

203 99 55 ◇

◇ ANO / B / W

0,1

CABLE BASE

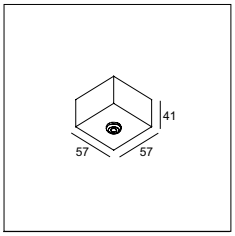

CABLE BASE S

203 99 56 ◇

◇ ANO / B / W

0,1

OPTIONS
COVERSET R 62-90-100

OPTIONS
COVERSET S 62-90-100

CABLE CLAMP



CABLE CLAMP

15229 0010 ◇

◇ B

0,1

COVERSET

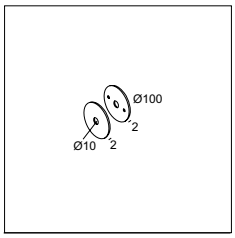

COVERSET R 100

204 00 100 ◇

COVERSET R 90

204 00 90 ◇

COVERSET R 62

204 00 62 ◇

◇ ANO / B / W

0,1

COVERSET

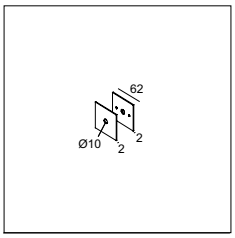

COVERSET S 90

204 90 90 ◇

COVERSET S 80

204 80 80 ◇

COVERSET S 62

204 62 62 ◇

◇ ANO / B / W

0,1

OPTIONS

INSTALLATION

CBOX

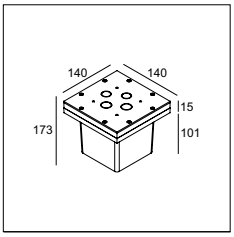

CBOX

142 x 142 x 300

216 12 00

INCL.2 x PG13,5 / 1 x PG11

0,5 IP67

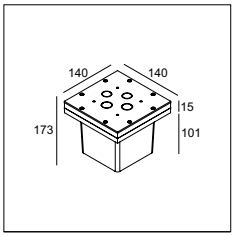

CBOX 350mA / 10W

142 x 142 x 300

216 14 35

220-240V / 50-60Hz

INCL.2 x PG13,5 / 2 x PG11
INCL.LED POWER SUPPLY
350mA-DC / 10W
CURRENT CONTROLLED

0,7 IP67

CONNECTOR

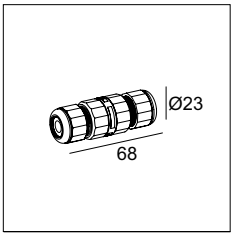

IP68 CONNECTOR 3P

216 12 02

CABLE Ø7,5-10 mm
MAX.3 x 4mm²
4A 250V

0,1 IP68

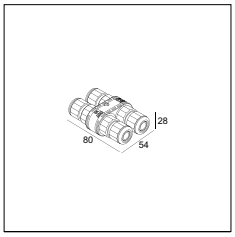

IP68 JUNCTION BOX 4P

431 99 02

4xCABLE Ø7,5-10 mm
MAX.3 x 4mm²
4A 250V

0,1 IP68

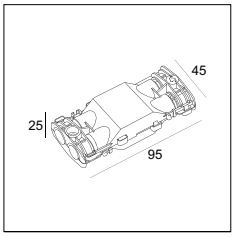

IP68 CONNECTION KIT

216 12 01

CABLE Ø7,5-10 mm
MAX.3 x 4mm²
4A 250V

0,1 IP68

LOGIC BOX

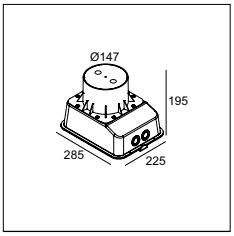

LOGIC R OK BOX

290 x 230 x 215

213 50 10

INCL.1 x BASE PLATE
EXCL.TRANSFO
max.500kg

0,5

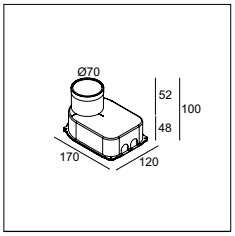

LOGIC 60 BOX R

175 x 125 x 105

213 19 10

INCL.1 x BASE PLATE
EXCL.TRANSFO
max.500kg

0,7

LOGIC 40 BOX

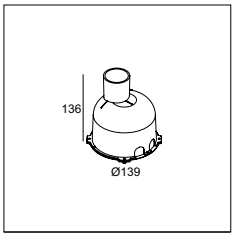

LOGIC 40 BOX R

Ø140 x 136

13910 0010

max.500kg

0,4 IP67

GENIE BOX

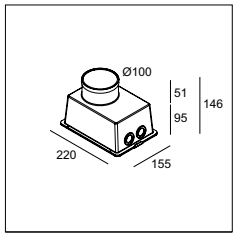

GENIE BOX 90 R

224 x 159 x 150

213 19 09

INCL.1 x BASE PLATE
EXCL.TRANSFO
max.500kg

0,6

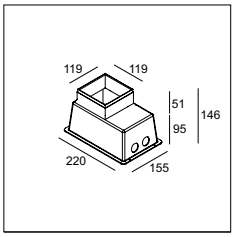

GENIE BOX 90 S

224 x 159 x 155

213 19 08

INCL.1 x BASE PLATE
EXCL.TRANSFO
max.500kg

0,6

TEC

PIN 1

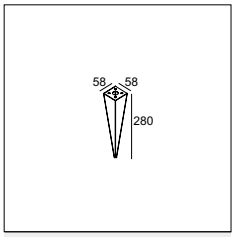

229 01 01

0,5

PIN 2

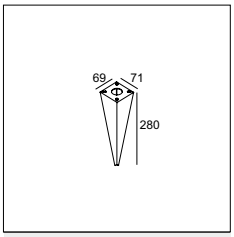

229 01 02

0,5

PIN 3

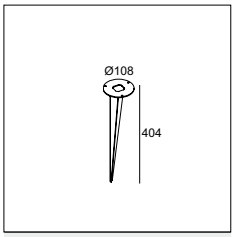

229 01 03

0,5

PIN 4

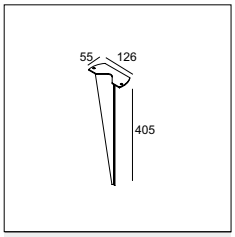

229 01 04

0,5

PIN 11

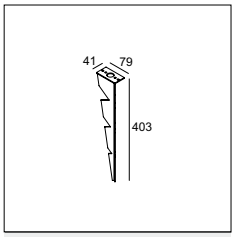

229 01 11

0,5

PIN 12

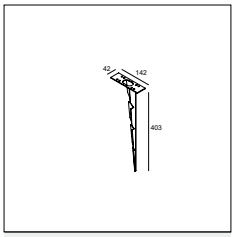

229 01 12

0,5

PIN 16

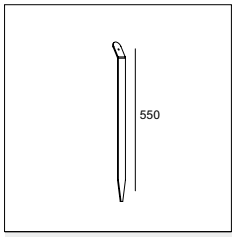

229 01 16

0,2

PIN 17

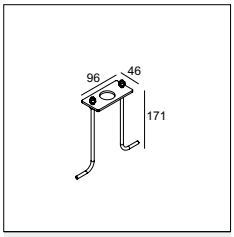

15222 0170

0,5

PIN 18

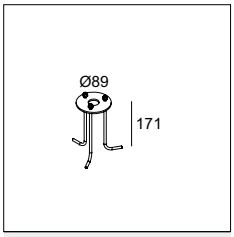

15222 0180

0,5

PLATE 1

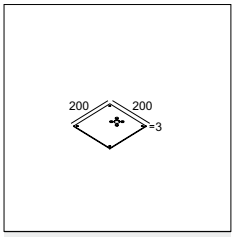

229 02 01

0,5

PLATE 2

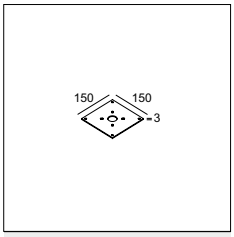

229 02 02

0,5

PLATE 3

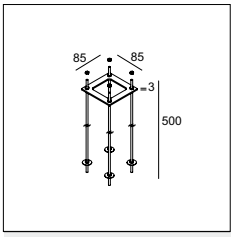

229 02 03

0,5

PLATE 7

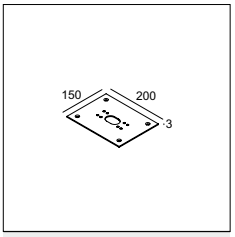

229 02 07

0,5

PLATE 11

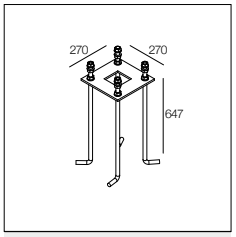

229 02 11

2,0

PHOTOMETRICS

Apart from the lumen output and the power it consumes, a luminaire is characterized by its luminous distribution. At Delta Light® we have the knowledge and infrastructure in-house to determine those characteristics of the luminous distribution.

Polar diagram

The luminous distribution of a luminaire is shown in a polar diagram, which is a two-dimensional representation of a three-dimensional measurement of the luminaire by the photogoniometer. The curve on this diagram tells us the direction whereto the light is being emitted, together with the luminous intensity of the light in the different directions, in function of the viewing angle in different planes. The C0-plane is represented by a full line and indicates the luminous distribution of the luminaire, perpendicular to the light source's longitudinal axis. In case of round or square shaped luminaires where no longitudinal axis can be determined, the C0-plane indicates the main direction of the light being emitted The C90-plane is represented by a dashed line and indicates the light distribution along the longitudinal axis. On the diagram each circle represents a value of the light intensity and is expressed in candela per kilolumen (cd/klm). The circles are divided in angles that indicate the direction of the light intensity.

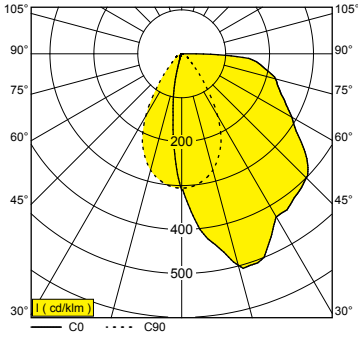

As an example we have the polar diagram of the Sneak-R on the left. The C0-plane shows that almost all of the light is emitted forward and only a small amount of light is emitted backwards (full curve lies between -15° and 90° in the C0-plane). As the curve does not exceed the 90° line, it means that no light is emitted upwards. The peak of the curve is around 15° and shows a value of over 500 cd/klm. On the C90-plane we see a symmetrical curve between -35° and 35° with a peak at 0° and a value of 300 cd/klm.

Up-to-date photometrics of the luminaires mentioned in this Lighting Bible® are available on the website. Photometrics on the new luminaires will be available in the upcoming months.



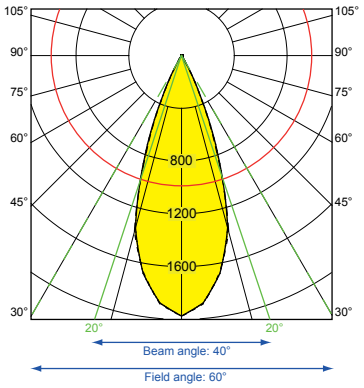

Beam angle

Important to know is how 'beam angle' exactly is defined? It is the degree of width of the light that is emitted by a light source and it is determined by the angle between the 2 points on an axis where the intensity of the light drops down to 50% of the maximum light intensity (I_{max}) of the light source. This 50% of I_{max} determines from which point the light fades and from where the human eye will consider the light as being spill light. The human eye will particularly see the inner circle as highlight, also known as the half value angle or beam angle, whereas the outer circle is known as the field angle. The example on the right has an I_{max} of 2000 cd/klm. By taking half of this value (1000 cd/klm) and intersecting the curve, we can determine the beam angle, which is 40°. The outer lines of the curves determine the field angle, which is in this case 60°.

LEGENDA

◇	KLEUR	COULEUR	COLOUR	FARBE	COLOUR	COLOURE
A	ALU GRIJS	ALU GRIS	ALU GREY	ALU GRAU	ALU GRIS	ALU GRIGIO
ALU	ALUMINIUM	ALUMINIUM	ALUMINIUM	ALUMINIUM	ALUMINIO	ALUMINIO
ANO	GEANODISEERD ALU	ALU ANODISE	ALU ANODISED	ALU ELOXIERT	ALU ANODIZADO	ALU ANODIZZATO
B	ZWART RAL 9005	NOIR RAL 9005	BLACK RAL 9005	SCHWARZ RAL 9005	NEGRO RAL 9005	NERO RAL 9005
BBR	BLACK BRONZE	BLACK BRONZE	BLACK BRONZE	BLACK BRONZE	BLACK BRONZE	BLACK BRONZE
BL	BARRIER BLUE	BARRIER BLUE	BARRIER BLUE	BARRIER BLUE	BARRIER BLUE	BARRIER BLUE
BP	BLACK PURE	BLACK PURE	BLACK PURE	BLACK PURE	BLACK PURE	BLACK PURE
BRB	BRUSHED BRONZE	BRUSHED BRONZE	BRUSHED BRONZE	BRUSHED BRONZE	BRUSHED BRONZE	BRUSHED BRONZE
C	CHROOM	CHROME	CHROMED	CHROM	CROMO	CROMATO
FBR	FLEMISH BRONZE	FLEMISH BRONZE	FLEMISH BRONZE	FLEMISH BRONZE	FLEMISH BRONZE	FLEMISH BRONZE
FG	FLEMISH GOLD	FLEMISH GOLD	FLEMISH GOLD	FLEMISH GOLD	FLEMISH GOLD	FLEMISH GOLD
G	GRIJS BRUIN	GRIS BRUN	GREY BROWN	GRAU BRAUN	GRIS MARRON	GRIGIO BRUNO
GC	GOLD COLOURED	GOLD COLOURED	GOLD COLOURED	GOLD COLOURED	GOLD COLOURED	GOLD COLOURED
INOX	ROESTVRIJ STAAL	ACIER INOXYDABLE	STAINLESS STEEL	ROSTFREIER STAHL	ACERO INOXIDABLE	ACCIAIO INOSSIDABILE
M	VERGULD	DORE	GOLD	VERGOLDET	ORO	ORO
N	DONKERGRIJS	GRIS FONCE	DARK GREY	DUNKELGRAU	GRIS OSCURO	GRIGIO SCURO
MMAT	VERGULD MAT	LAITON DEPOLI	GOLD MAT	VERGOLDET MAT	ORO MATE	ORO OPACO
PA	POLISHED ALUMINIUM	POLISHED ALUMINIUM	POLISHED ALUMINIUM	POLISHED ALUMINIUM	POLISHED ALUMINIUM	POLISHED ALUMINIUM
SG	ZILVERGRIJS	GRIS ARGENTÉ	SILVER GREY	SILBER GRAU	GRIS PLATEADO	GRIGIO ARGENTO
PRIM	GRONDLAAG	APPRET	PRIMER	GRUNDIERUNG	PINTURA DE FONDO	MESTICA
RAL	KLEUR RAL	COULEUR RAL	COLOUR RAL	FARBE RAL	COLOUR RAL	COLOURE RAL
RW	RAW WHITE	RAW WHITE	RAW WHITE	RAW WHITE	RAW WHITE	RAW WHITE
W	WIT RAL 9003	BLANC RAL 9003	WHITE RAL 9003	WEIß RAL 9003	BLANCO RAL 9003	BIANCO RAL 9003
	SCHILDEREN VEREIST	PEINTURE DE FINITION REQUISE	PAINT FINISH REQUIRED	LACKIERUNG ERFORDERLICH	ACABADO DE PINTURA NECISARIO	NECESSITA DI FINITURA
	TOESTEL KLASSE 1	APPAREIL CLASSE 1	FIXTURE CLASS 1	GERÄT KLASSE 1	APARATO CLASE 1	APPARECCHIO CLASSE 1
	TOESTEL KLASSE 2	APPAREIL CLASSE 2	FIXTURE CLASS 2	GERÄT KLASSE 2	APARATO CLASE 2	APPARECCHIO CLASSE 2
	TOESTEL KLASSE 3	APPAREIL CLASSE 3	FIXTURE CLASS 3	GERÄT KLASSE 3	APARATO CLASE 3	APPARECCHIO CLASSE 3
CE	NORM 01.96 EMC 89 / 336 / EEC	NORM 01.97. LV 73 / 23 / EEC	NORM 01.97. LV 73 / 23 / EEC	NORM 01.97. LV 73 / 23 / EEC	NORM 01.97. LV 73 / 23 / EEC	NORM 01.97. LV 73 / 23 / EEC
0,5	NETTO GEWICHT KG	POIDS NET KG	NET WEIGHT KG	NETTO GEWICHT KG	PESO NETO KG	PESO NETTO KG
IP	BESCHERMINGSINDICATIE	INDICE DE PROTECTION	PROTECTION LEVEL	SCHUTZKLASSE	CLASE DE PROTECCIÓN	CLASSE DI PROTEZIONE
IK06 IK07 IK08	MECHANISCHE IMPACT	IMPACT MÉCANIQUE	MECHANICAL IMPACT	MECHANISCHE EINWIRKUNG	IMPACTO MECÁNICO	URTO MECCANICO
	RONDE OPENING DIAMETER x MIN.INBOUWDIEPTE	DECOUPE RONDE DIAMETRE x PROFONDEUR NECESSAIRE POUR ENCASTREMENT	ROUND OPENING DIAMETER x MIN. DEPTH FOR RECESSING	RUNDE ÖFFNUNG DIAMETER x MIN. TIEFE FÜR EINBAU	ABERTURA REDONDA DIAMETRO x DISTANCIA MINIMA DE EMPOTRAMIENTO	FORO TONDO DIAMETRO x SPESSORE MINIMO RICHIESTO PER L'INCASSO
	RECHTHOEKIGE OPENING LENGTE x BREEDTE x MIN.INBOUWDIEPTE	DECOUPE RECTANGULAIRE LO.x LA.x PRO. NECESSAIRE POUR ENCASTREMENT	RECTANGULAR OPENING LENGTH x WIDTH x MINIMUM DEPTH FOR RECESSING	RECHTECKIGE ÖFFNUNG LÄNGE x BREITE x MINIMUM TIEFE EINBAU	ABERTURA RECTANGULAR LARGO x ANCHO x DISTANCIA MINIMA DE EMPOTRAMIENTO	FORO RETTANGOLARE LUNGHEZZA x LARGHEZZA x SPESSORE MINIMO RICHIESTO PER L'INCASSO
	MAX. DIKTE MONTAGEOPPERVLAK	EPAISSEUR MAX. DE LA SURFACE DE MONTAGE	MAX.THICKNESS OF THE MOUNTING SURFACE	MAXIMALE STÄRKE DER BEFESTIGUNGSFLÄCHE	ESPESOR MÁXIMO DE LA SUPERFICIE DE MONTAJE	SPESSORE MASSIMO DELLA SUPERFICIE DI MONTAGGIO
0,5	MIN. AFSTAND (M) LAMP - OBJECT	DISTANCE MIN. (M) AMPOULE - OBJET	MIN. DISTANCE (M) LAMP - OBJECT	MIN. DISTANZ (M) LAMPE - OBJEKT	DISTANCIA MINIMA (M) LÁMPARA - OBJETO	DISTANZA MIN. (M) LAMPADA - OGGETTO
	BEVESTIGING VLOER - WAND - PLAFOND OPBOUW	MONTAGE SOL - MUR - PLAFOND APPLIQUE	FIXATION FLOOR - WALL - CEILING SURFACE MOUNTED	MONTAGE BODEN - WAND - DECKE AUFGEBAUT	MONTAJE SUELO - PARED - TECHO MONTADO AL SUPERFICIE	MONTAGGIO PAVIMENTO-PARETE - SOFFITTO MONTATO A SUPERFICIE
	BEVESTIGING VLOER - WAND - PLAFOND INBOUW	MONTAGE SOL - MUR - PLAFOND ENCASTRE	FIXATION FLOOR - WALL - CEILING RECESSED	MONTAGE BODEN - WAND - DECKE EINGEBAUT	MONTAJE SUELO - PARED-TECHO EM-POTRADO	MONTAGGIO PAVIMENTO-PARETE - SOFFITTO-INCASSO
	BEVESTIGING PLAFOND GEPENDELD	MONTAGE PLAFOND SUSPENDU	FIXATION CEILING SUSPENDED	MONTAGE DECKE GEPENDELT	MONTAJE TECHO SUSPENDIDO	MONTAGGIO SOFFITTO SOSPESO
	STAND ALONE	STAND ALONE	STAND ALONE	STAND ALONE	STAND ALONE	STAND ALONE
	GESCHIKT VOOR BINNEN- EN BUITENGEBRUIK	CONVIENT A USAGE INTERIEUR ET EXTERIEUR	SUITABLE FOR INDOOR AND OUTDOOR USE	EIGNET SICH FUR INNEN- UND AUßENBEREICH	APTO PARA USO INTERIOR Y EXTERIOR	PER UTILIZZO SIA IN IN INTERNI CHE DA ESTERNI
S1	VEREN VOOR HOLLE WAND	RESSORTS PRECONISES POUR FAUX-PLAFONDS	SPRINGS FOR HOLLOW SURFACES	FEDERN FÜR HOHL RAUMDECKE	MUELLES PARA UTILIZAR EN FALSOS TECHOS DE ESCAYOLA Y PLADUR	SISTEMA DI FISSAGGIO PER CONTRO-SOFFITTI IN LASTRE O PANNELLI
S2	VEREN VOOR VOLLE WAND	RESSORTS PRECONISES POUR PLAFONDS STANDARDS	SPRINGS FOR SOLID SURFACES	FEDERN FÜR VOLL MATERIAL	MUELLES PARA UTILIZAR EN HORMIGON	SISTEMA DI FISSAGGIO PER VANI CHIUSI REALIZZATI NELLA MURATURA
λ	LAMBDA = 0,9	LAMBDA = 0,9	LAMBDA = 0,9	LAMBDA = 0,9	LAMBDA = 0,9	LAMBDA = 0,9
	GESCHIKT VOOR TOEPASSING IN BADKAMERS (**)	APPLICABLE POUR SALLES DE BAINS (**)	SUITABLE FOR USE IN BATHROOM (**)	GEEIGNET FÜR INSTALLATION IM BADEZIMMER (**)	ILUMINACIÓN APTO PARA USO EN BAÑOS (**)	ILLUMINAZIONE ADATTA PER L'AMBIENTE BAGNO (**)
SOFT DIM	PAG TEC 15	PAG TEC 15	PAG TEC 15	PAG TEC 15	PAG TEC 15	PAG TEC 15
DALI DALI	PAG TEC 4	PAG TEC 4	PAG TEC 4	PAG TEC 4	PAG TEC 4	PAG TEC 4
SMART IN	PAG TEC 9	PAG TEC 9	PAG TEC 9	PAG TEC 9	PAG TEC 9	PAG TEC 9
	BEWEGINGS DETECTIE	DÉTECTION DE PRÉSENCE	PRESENCE DETECTION	PRÄSENZMELDER	DETECTOR DE PRESENCIA	RILEVATORE DI PRESENZA
2700 5700 K	TUNABLE WHITE	TUNABLE WHITE	TUNABLE WHITE	TUNABLE WHITE	TUNABLE WHITE	TUNABLE WHITE
SBL	GEZANDSTRAALD	SABLE	SANDBLASTED	GESANDSTRAHLTES	SATINADO	SATINATO
ESG	VEILIGHEIDSGLAS	VERRE DE SECURITE	SAFETY GLASS	EINSCHEIBEN SICHERHEITSGLAS	CRISTAL DE SEGURIDAD	VETRO DI SICUREZZA
95	AFMETINGEN IN MM	DIMENSIONS EN MM	DIMENSIONS IN MM	ABMESSUNGEN IN MM	DIMENSIONES EN MM	DIMENSIONI IN MM
TOL.DIN	TOLERANTIE VOLGENS DIN-NORMEN	TOLERANCE CONFORME AUX NORMES DIN	TOLERANCE ACCORDING TO DIN-SPECIFICATIONS	TOLERANZ NACH DIN-NORMEN	TOLERANCIA SEGUN LAS NORMAS DIN	TOLLERANZE A NORME DIN
DIN EN12020-2	TOLERANTIES EXTRUSIE	TOLERANCES EXTRUSION	TOLERANCES EXTRUSION	TOLERANZEN EXTRUSION	TOLERANCIA EXTRUSION	TOLLERANZA ESTRUSIONE
DIN 17.611	TOLERANTIES ANODISATIE	TOLERANCES ANODISATION	TOLERANCES ANODISATION	TOLERANZEN ELOXIERUNG	TOLERANCIA ANODIZADO	TOLLERANZA ANODIZZATO
DIN 55.928	TOLERANTIES LAKWERK	TOLERANCES LAQUAGE	TOLERANCES COATING	TOLERANZEN LACKIERUNG	TOLERANCIA LACA	TOLLERANZA LACCA

PRODUCT DESIGN AWARD INDUSTRIE FORUM HANNOVER MESSE · PRODUCT DESIGN PLUS AWARD FRANKFURT · LIGHTS OF THE FUTURE AWARD · BEST PRODUCT AWARD DESIGN BRUSSELS · DESIGNPREIS NOMINEE · RED DOT DESIGN AWARD · INTERIOR INNOVATION AWARD · GOOD DESIGN AWARD · GREEN GOOD DESIGN AWARD · GERMAN DESIGN AWARD · DESIGN X50 AWARD

(*) CEBEC IS THE BELGIAN CERTIFICATION BODY IN THE FIELD OF ELECTRICAL EQUIPMENT. IT IS PARTICIPATING IN THE CB SCHEME SINCE IT IS ACCREDITED AS A CERTIFICATION BODY FOR THE CERTIFICATION OF PRODUCTS ACCORDING TO EN 45011 AND THE CERTIFICATION OF QUALITY SYSTEMS ACCORDING TO THE STANDARD EN 45012.

(**) CHECK COMPLIANCE WITH LOCAL REGULATIONS.

PRODUCTS MANUFACTURED ACCORDING TO IEC/EN 60598-1 AND THE APPLICABLE SECTIONS OF IEC/EN 60598-2

INDEX

BY NAME

24V-DC / 2 x 4A WIRELESS DIM UNIT	TEC 28
24V-DC UNIT DIM1	TEC 28
24V-DC UNIT DIM5	TEC 28

A

AC SURGE PROTECTOR	TEC 18
ARTUUR R	47
ARTUUR R IP44	47
ARTUUR R IP44 SOFT	47
ARTUUR R SOFT	47
ARTUUR R WW	49
ARTUUR R WW IP44	49
ARTUUR S	50
ARTUUR S IP44	50
ARTUUR S IP44 SOFT	50
ARTUUR S SOFT	50
ARTUUR S WALLWASH	52
ARTUUR S WALLWASH IP44	52
ARTUUR SA	51
ARTUUR SA IP44	51
ARTUUR SA IP44 SOFT	51
ARTUUR SA SOFT	51
ARTUUR SL WALLWASH	53
ASTRIX	613
ASTRIX D	613

B

B-LINER 65 IP	523
BACKSPACE II 22	319
BACKSPACE II 22 X	319/545
BACKSPACE II REFLECTOR	319
BAZIL	623
BORDERLINE - PROFILE	475
BOWIE CLIP	165
BOWIE ON 1	165
BOWIE ON 2	165
BOWL GLASS	245/418
BOXY	141
BOXY +	141
BOXY 2 L	138
BOXY 2 L+	517
BOXY GLASS SBL	FOLD-OUT LEFT
BOXY HONEYCOMB	FOLD-OUT LEFT
BOXY L	138
BOXY L SOFT	138
BOXY L WDL	138
BOXY L+	517
BOXY R	136
BOXY R DIM8	136
BOXY R DIM8	136/517
BOXY R Hi	136
BOXY R OK	136
BOXY R WDL	136
BOXY SOFTENING LENS	FOLD-OUT LEFT
BOXY XL R	137
BOXY XL R C	137
BOXY XL S	139
BREESS 25	301
BREESS 36	301

C

CABLE BASE R	TEC 35
CABLE BASE S	TEC 35
CABLE CLAMP	TEC 35
CARREE II OK Hi	35
CARREE ST L LED	35
CARREE ST LED IP	35
CARREE ST OK LED	35
CARREE ST OK SOFT	35
CARREE TRIMLESS LED IP	33
CARREE TRIMLESS OK LED	33
CARREE TRIMLESS OK LED SOFT	33
CARREE X LED S1	515
CARREE X LED S2	515
CBOX	TEC 36
CBOX 350 mA / 10W	TEC 36
CEILING BASE 1RC	247
CEILING BASE 1RC	247/255/257
CEILING BASE 3L	250
CEILING BASE 3R	250
CEILING BASE 3RC	247
CEILING BASE 3ROC	255/257
CEILING BASE R	250/255
CENTRAL ROD SUSPENSION	106
CENTRAL ROD SUSPENSION CRL	481
CENTRAL ROD SUSPENSION SUPERNOVA FLAT	111
CENTRAL SUSPENSION	205
CENTRAL SUSPENSION SUPERNOVA FLAT	110
CONCRETE BOX 145	TEC 31/289
CONCRETE BOX 151	TEC 31/535/591
CONCRETE BOX 153	TEC 31/313
CONCRETE BOX 161	TEC 31/35
CONCRETE BOX 186	TEC 31/293
CONCRETE BOX 187	TEC 31/535
CONCRETE BOX 188	TEC 31/285/531
CONCRETE BOX 191	TEC 31/285/531
CONCRETE BOX 192	TEC 31/285/531
CONCRETE BOX 195	TEC 31/291
CONCRETE BOX 196	TEC 31/291
CONCRETE BOX TR 152	TEC 31/535/591
CONCRETE BOX TR 154	TEC 31/313
CONCRETE PACK LOGIC W L	TEC 34/285/531
CONCRETE PACK LOGIC W S	TEC 34/285/531
CONCRETE PACK MGIT 1	TEC 34/81
CONCRETE PACK MGIT 2	TEC 34/81
CONE PUT LED	FOLD-OUT LEFT
CONFORM P14 DOWN-UP	238
CONFORM P20 DOWN-UP	238
CONFORM P28 DOWN-UP	238
CONNECT-A - PROFILE B	444
CONNECT-I - PROFILE B	444
CONNECTION ST	TEC 35
CONNECTION TRIMLESS O.F.A.	TEC 35
COVERSET R	TEC 35
COVERSET S	TEC 35
CTRL DELTA GATEWAY	TEC 6

D

DALI POWER SUPPLY	TEC 6
DALI REPEATER	TEC 5
DC SURGE PROTECTOR	TEC 18
DEEP RINGO Hi	59
DEEP RINGO Hi IP	59
DEEP RINGO LED	58
DEEP RINGO LED IP	58
DEEP RINGO LED SOFT	58
DEEP RINGO OK LED	58
DEEP RINGO RIBS	58
DEEP RINGO RIBS IP	58
DEEP RINGO RIBS SOFT	58
DEEP RINGO TRIMLESS LED	57
DEEP RINGO TRIMLESS LED IP	57
DEEP RINGO TRIMLESS LED SOFT	57
DEEP RINGO TRIMLESS OK LED	57
DEEP RINGO X	513
DIRO SBL L	69
DIRO SBL L ON	71
DIRO SBL M	69
DIRO SBL S	69
DIRO SBL S ON	71
DOT.COM L WALLWASH 02 ST HO	147
DOT.COM L WALLWASH 06 ST HO	147
DOT.COM L WALLWASH 08 ST HO	147
DOT.COM L WALLWASH 12 ST HO	147
DOT.COM L2 ON	145
DOT.COM L2 ST	145
DOT.COM L4 ON	145
DOT.COM L4 ST	145
DOT.COM LEDLINE - PROFILE	448
DOT.COM M4 ST OK	144
DOT.COM M4 TRIMLESS	144
DOT.COM ON - PROFILE	449
DOT.COM ON WALLWASH 06 HO	149
DOT.COM ON WALLWASH 08 HO	149
DOT.COM ON WALLWASH 12 HO	149
DOT.COM S3 ST	144
DOT.COM S6 ST	144
DOT.COM TRIMLESS - PROFILE	448
DOX 100 DOWN-UP LED	565
DOX 100 LED	565
DOX 100 S LED	519

E

ELBO ASYMMETRIC P	603
ELBO BRIDGE P	605
ELBO SYMMETRIC P	603
EMERGENCY UNIT 7W	TEC 22
EN-SUITE 2S	39
EN-SUITE 2S IP	39
EN-SUITE R	37
EN-SUITE R IP	37
EN-SUITE R OK	37
EN-SUITE R OK IP	37
EN-SUITE S	38
EN-SUITE S IP	38
EN-SUITE S OK	38
EN-SUITE S OK IP	38
EXPOSED CONCRETE PACK GIT 1	TEC 34/85
EXPOSED CONCRETE PACK GIT 2	TEC 34/85

F

FEMTOLINE 25 - PROFILE	454
FEMTOLINE 25 FLUSH - PROFILE	454
FEMTOLINE 25 T - PROFILE	455
FEMTOLINE 25 TP - PROFILE	455
FEMTOLINE 35 - PROFILE	460
FEMTOLINE 35 - PROFILE	461
FEMTOLINE 35 F HE - PROFILE	464
FEMTOLINE 35 F HE D/U - PROFILE	465
FEMTOLINE 35 TR - PROFILE	460
FEMTOLINE 35 WG - PROFILE	457
FEMTOLINE 45 - PROFILE	467
FEMTOLINE TP WALL 100	325
FEMTOLINE TP WALL 60	325
FEMTOLINE W DOWN-UP	323
FEMTOLINE WALL - PROFILE	469
FEMTOLINE WALL D/U - PROFILE	469
FIX 40 GLASS	221
FORTY-5	299
FRAGMA 2X2 ADM	353
FRAGMA 2X2 BEAM LENS	353
FRAGMA 2X2 HONEYCOMB	353
FRAGMA 2X2 LINEAR SPREAD LENS	353
FRAGMA 2X2 RASTER	353/355
FRAGMA 2X2 SOFTENING LENS	353
FRAGMA 2X2 WALLWASH LENS	353
FRAGMA 3X3 ADM	353
FRAGMA 3X3 BEAM LENS	353
FRAGMA 3X3 FLAPS	353
FRAGMA 3X3 HONEYCOMB	353
FRAGMA 3X3 LINEAR SPREAD LENS	353
FRAGMA 3X3 RASTER	353/355
FRAGMA 3X3 SOFTENING LENS	353
FRAGMA 3X3 WALLWASH LENS	353
FRAGMA 4X4 ADM	353
FRAGMA 4X4 BEAM LENS	353
FRAGMA 4X4 FLAPS	353
FRAGMA 4X4 HONEYCOMB	353
FRAGMA 4X4 LINEAR SPREAD LENS	353
FRAGMA 4X4 RASTER	353/355
FRAGMA 4X4 SOFTENING LENS	353
FRAGMA 4X4 WALLWASH LENS	353
FRAGMA L SUPERSPOT ADM	355
FRAGMA M SUPERSPOT ADM	355
FRAGMA S SUPERSPOT ADM	355
FRAX ANTI VANDAL SCREWS	595
FRAX BRACKET	595
FRAX L KAP	595
FRAX M	597
FRAX M SUPERSPOT	597
FRAX MB	595
FRAX MB SUPERSPOT	595
FRAX PIN	595
FRAX S	597
FRAX S KAP	597
FRAX S SUPERSPOT	597
FRAX SB	595
FRAX SB SUPERSPOT	595
FRAX STRAP	595

G

GALA T	303
GALA XL	303
GALA XL HP	303
GALA XL LP	303
GENIE BOX 80 S / 90 S	TEC 36
GENIE BOX 90 R	TEC 36
GIBBO	245
GLASS SBL 40	FOLD-OUT LEFT
GLASS SBL 42	FOLD-OUT LEFT
GLASS SBL 50	FOLD-OUT LEFT
GLASS SBL 57	FOLD-OUT LEFT
GLASS SBL 75	FOLD-OUT LEFT
GRID IN TRIMLESS 1 MOUNTING KIT	TEC 33/85
GRID IN TRIMLESS 1 MOUNTING KIT LARGE	TEC 33/85
GRID IN TRIMLESS 1 QR	85
GRID IN TRIMLESS 2 MOUNTING KIT	TEC 33/85
GRID IN TRIMLESS 2 MOUNTING KIT LARGE	TEC 33/85
GRID IN TRIMLESS 2 QR	85
GYN D SNAP-IN	61
GYN DS SNAP-IN	61
GYN OK SNAP-IN	61
GYN OK SNAP-IN SOFT	61
GYN SNAP-IN	61
GYN SNAP-IN SOFT	61
GYN W M SNAP-IN	283
GYN W S SNAP-IN	283

H

HALOLED Hi	TEC 11
HALOSCAN CLIP HO	153
HALOSCAN CLIP HP SOFT	153
HALOSCAN CLIP MP	153
HALOSCAN CLIP SOFT	153
HALOSCAN HONEYCOMB	FOLD-OUT LEFT
HALOSCAN KAP MP	FOLD-OUT LEFT
HALOSCAN LINEAR SPREAD LENS	FOLD-OUT LEFT
HALOSCAN ON 1 MP	155
HALOSCAN ON 1 SOFT	155
HALOSCAN ON 2 MP	155
HALOSCAN ON 2 SOFT	155
HALOSCAN ST HO	152
HALOSCAN ST HP SOFT	152
HALOSCAN ST MP	152
HALOSCAN ST SOFT	152
HEDRA 39 W	307
HEDRA 39 W 40 DOWN-UP	307
HEDRA 39 W 60 DOWN-UP	307
HEDRA 391 C	127
HEDRA 392 C	127
HEDRA 393 C	127
HEDRA 451 C	127
HEDRA 451 C E27	127
HEDRA 452 C	127
HEDRA 452 C E27	127
HEDRA 62 ON Hi	126
HEDRA 62 W DOWN-UP Hi	307
HEDRA CLIP	124
HEDRA L CLIP	124
HEDRA L ON	125
HEDRA ON	125
HEDRA ON 2	126
HELI 1 LED	293
HELI 1 SCREEN LED	293
HELI X SCREEN LED	535
HOLE IN ONE R15	27
HOLE IN ONE S15	27
HOLE IN ONE S6	29
HOLE IN ONE S8	29
HONEYCOMB 40	FOLD-OUT LEFT
HONEYCOMB 42 DOUBLE USE	FOLD-OUT LEFT
HONEYCOMB 42 SINGLE USE	FOLD-OUT LEFT
HONEYCOMB 50	FOLD-OUT LEFT
HONEYCOMB 57 DOUBLE USE	FOLD-OUT LEFT
HONEYCOMB 72	FOLD-OUT LEFT
HONEYCOMB 75 DOUBLE USE	FOLD-OUT LEFT
HONEYCOMB 75 SINGLE USE	FOLD-OUT LEFT
HONEYCOMB KIX	FOLD-OUT LEFT
HONEYCOMB S105	626/629
HONEYCOMB SINGLE 57 USE	FOLD-OUT LEFT

I

iMAX HONEYCOMB	FOLD-OUT LEFT
iMAX II ADJUSTABLE TRIMLESS CL	23
iMAX II ADJUSTABLE TRIMLESS HO SOFT	23
iMAX II ADJUSTABLE TRIMLESS LP	23
iMAX II ADJUSTABLE TRIMLESS MP	23
iMAX II ADJUSTABLE TRIMLESS SOFT	23
iMAX II GLASS SBL	FOLD-OUT LEFT
iMAX II HONEYCOMB	FOLD-OUT LEFT
iMAX II LINEAR SPREAD LENS	FOLD-OUT LEFT
iMAX II ROUND ADJUSTABLE CL	20
iMAX II ROUND ADJUSTABLE HO SOFT	20
iMAX II ROUND ADJUSTABLE LP	20
iMAX II ROUND ADJUSTABLE MP	20
iMAX II ROUND ADJUSTABLE SOFT	20
iMAX II SOFTENING LENS	FOLD-OUT LEFT
iMAX II SPREAD LENS	FOLD-OUT LEFT
iMAX II SQUARE ADJUSTABLE CL	21
iMAX II SQUARE ADJUSTABLE HO SOFT	21
iMAX II SQUARE ADJUSTABLE LP	21
iMAX II SQUARE ADJUSTABLE MP	21
iMAX II SQUARE ADJUSTABLE SOFT	21
iMAX II TUBE	TEC 34
iMAX II TUBE ROUND IP	TEC 34
iMAX II TUBE ROUND TRIMLESS	TEC 34
iMAX II TUBE SQUARE	TEC 34
iMAX II TUBE SQUARE TRIMLESS	TEC 34
INFORM POWER SUPPLY	228
INFORM POWER SUPPLY DIM5	228
INFORM R POWERBOX D DIM5	231
INFORM R POWERBOX D/U DIM5	231
INFORM R1 DOWN	232
INFORM R1 DOWN-UP	234
INFORM R1+ CS DOWN	235
INFORM R1+ CS DOWN-UP	235
INFORM R1+ DOWN	233
INFORM R1+ DOWN-UP	235
INFORM R2 DOWN	232
INFORM R2 DOWN-UP	234
INFORM R2+ DOWN	233
INFORM R2+ DOWN-UP	235
INFORM R3 DOWN	232
INFORM R3 DOWN-UP	234
INFORM R3+ DOWN	233
INFORM R4 C DOWN	231
INFORM R4 C DOWN-UP	231
INFORM R4 DOWN	231
INFORM SQ F144-3	228
INFORM SQ F144-5	228
INFORM SQ F200-4	228
INFORM SQ F200-7	228
INFORM SQ F282-10	228
INFORM SQ F282-6	228
INFORM SQ P144-3 DOWN	229
INFORM SQ P144-3 DOWN-UP	229
INFORM SQ P144-5 DOWN	229
INFORM SQ P144-5 DOWN-UP	229
INFORM SQ P200-4 DOWN	229
INFORM SQ P200-4 DOWN-UP	229
INFORM SQ P200-7 DOWN	229
INFORM SQ P200-7 DOWN-UP	229
INFORM SQ P282-10 DOWN	229
INFORM SQ P282-10 DOWN-UP	229
INFORM SQ P282-6 DOWN	229
INFORM SQ P282-6 DOWN-UP	229
INFORM SQ POWERBOX 25W	228
INFORM SQ POWERBOX 35W DIM5	228
INFORM SQ POWERBOX 50W	228
INFORM SQ POWERBOX 50W DIM5	228
INFORM SQ POWERBOX 75W	228
INFORM SQ POWERBOX 75W DIM5	228
INLET S	289
IP68 CONNECTION KIT	TEC 36
IP68 CONNECTOR 3P	TEC 36
IP68 CONNECTOR 4P	627
IP68 JUNCTION BOX 4P	TEC 36

J

JIHA!	224

K

KAP KIX	FOLD-OUT LEFT
KAP STRIPER	617
KIX II	571
KIX II HP	571
KIX II HP PIN	593
KIX II PIN	593
KIX II PIN 24V	593
KIX M	571
KIX M PIN	593
KIX M PIN 24V	593
KIX S	571
KIX S 24V	571
KIX S PIN	593
KIX S PIN 24V	593

L

LASS-OH! 60110	224
LASS-OH! 60160	224
LASS-OH! 6060	224
LASS-OH! L150	225
LASS-OH! L210	225
LASS-OH! L330	225
LASS-OH! POWERBOX	225
LED DIMMODULE 24V / 3CH / 6A DIM2	TEC 28
LED DIMMODULE 24V / 5CH / 5A DIM5	TEC 28
LED FILAMENT LAMP	TEC 10
LED POWER CONVERTER 24V-DC TO MULTI CURRENT 48W	TEC 25
LED POWER CONVERTER 48V-DC to 350 mA-DC MDL	TEC 24
LED POWER CONVERTER 48V-DC to 500 mA-DC DIM1	TEC 24
LED POWER CONVERTER 48V-DC to 500 mA-DC DIM5	TEC 24
LED POWER CONVERTER 48V-DC to 500 mA-DC MDL	TEC 24
LED POWER CONVERTER 48V-DC to 500 mA-DC WDL	TEC 25
LED POWER CONVERTER 48V-DC to 700 mA-DC DIM1	TEC 24
LED POWER CONVERTER 48V-DC to 700 mA-DC DIM5	TEC 24
LED POWER CONVERTER 48V-DC to 700 mA-DC MDL	TEC 24
LED POWER CONVERTER 48V-DC to 700 mA-DCWDL	TEC 25
LED POWER SUPPLY 1050mA-DC	TEC 20
LED POWER SUPPLY 1200mA-DC DIM1	215
LED POWER SUPPLY 1200mA-DC DIM5	215
LED POWER SUPPLY 1700mA-DC DIM1	215
LED POWER SUPPLY 24V-DC	TEC 23
LED POWER SUPPLY 24V-DC / 100W DIM5	TEC 23
LED POWER SUPPLY 24V-DC / 120W IP67 DIM1	TEC 23
LED POWER SUPPLY 24V-DC / 120W IP67 DIM5	TEC 23
LED POWER SUPPLY 24V-DC / 60W DIM5	TEC 23
LED POWER SUPPLY 24V-DC / 60W IP67 DIM1	TEC 23
LED POWER SUPPLY 24V-DC / 60W IP67 DIM5	TEC 23
LED POWER SUPPLY 24V-DC / 90W IP67 DIM1	TEC 23
LED POWER SUPPLY 24V-DC / 90W IP67 DIM5	TEC 23
LED POWER SUPPLY 24V-DC DIM1	TEC 23
LED POWER SUPPLY 250mA / 6W DIM8	38
LED POWER SUPPLY 250mA-DC	38
LED POWER SUPPLY 250mA-DC DIM5	38
LED POWER SUPPLY 350mA / 6W DIM8	TEC 20
LED POWER SUPPLY 350mA-DC	283
LED POWER SUPPLY 350mA-DC DIM8	283
LED POWER SUPPLY 48V-DC	TEC 23
LED POWER SUPPLY 48V-DC / 100W	TEC 23
LED POWER SUPPLY 48V-DC / 200W	TEC 23
LED POWER SUPPLY 500mA / 10W DIM8	TEC 20
LED POWER SUPPLY 500mA-DC 2CH TW DIM5	31/183/187
LED POWER SUPPLY 500mA-DC DIM1	215
LED POWER SUPPLY 650mA-DC DIM5	TEC 20
LED POWER SUPPLY 650mA-DC DIM8	TEC 20
LED POWER SUPPLY 700mA / 15W DIM8	TEC 20
LED POWER SUPPLY 700mA-DC DIM1	215
LED POWER SUPPLY 700mA-DC DIM5	215
LED POWER SUPPLY 800mA-DC DIM5	23
LED POWER SUPPLY 800mA-DC DIM8	23
LED POWER SUPPLY 900mA-DC DIM5	215
LED POWER SUPPLY MULTI POWER 200-350 / 10W DIM8	TEC 20
LED POWER SUPPLY MULTI POWER 200-350 / 15W DIM8	TEC 20
LED POWER SUPPLY MULTI POWER 200-700 / 20W DIM8	TEC 20
LED POWER SUPPLY MULTI POWER 500-700 / 20W DIM8	TEC 20
LED POWER SUPPLY MULTI POWER 500-700 / 36W DIM8	TEC 20

INDEX

BY NAME

LED POWER SUPPLY MULTI-POWER	225
LED POWER SUPPLY MULTI-POWER DIM1	225
LED POWER SUPPLY MULTI-POWER DIM5	225
LED POWER SUPPLY MULTI-POWER DIM5	TEC 21
LED POWER SUPPLY MULTI-POWER DIM6	TEC 21
LED POWER SUPPLY MULTI-POWER DIM7	TEC 21
LED POWER SUPPLY MULTI-POWER DIM9	TEC 22
LED POWER SUPPLY MULTI-POWER HC DIM9	TEC 22
LED POWER SUPPLY MULTI-POWER HV	TEC 21
LED POWER SUPPLY MULTI-POWER HV DIM9	TEC 22
LED POWER SUPPLY MULTI-POWER WDL	TEC 22
LED TRANSFO 12V	TEC 29
LEDFLEX IN 5m	TEC 12
LEDFLEX IN CL 5m	TEC 13
LEDFLEX IN CONNECTION CLIP SET	TEC 13
LEDFLEX IN CONNECTION SET	TEC 13
LEDFLEX IN FP 5m	TEC 12
LEDFLEX IN FP CONNECTION CLIP SET	TEC 13
LEDFLEX IN FP CONNECTION SET	TEC 13
LEDFLEX IN FP SUPPLY CABLE SET	TEC 13
LEDFLEX IN HP 5m	TEC 12
LEDFLEX IN MP / HP CONNECTION CLIP SET	TEC 13
LEDFLEX IN MP / HP CONNECTION SET	TEC 13
LEDFLEX IN MP / HP SUPPLY CABLE SET	TEC 13
LEDFLEX IN MP 5m	TEC 12
LEDFLEX IN RGB 5m	TEC 12
LEDFLEX IN RGBTW 5m	TEC 12
LEDFLEX IN SOFT DIM 5m	TEC 12
LEDFLEX IN SUPPLY CABLE SET	TEC 13
LEDFLEX IN TW 5m	TEC 12
LEDFLEX OUT 5m	TEC 12
LEDFLEX OUT CL 5m	TEC 13
LEDFLEX OUT FP 5m	TEC 12
LEDFLEX OUT MP 5m	TEC 12
LEDFLEX OUT RGB 5m	TEC 12
LEDS C R II	291
LEDS C R ST	535/591
LEDS C S II	291
LEDS GO IN FORTE	535/591
LINEAR SPREAD LENS 40	FOLD-OUT LEFT
LINEAR SPREAD LENS 42	FOLD-OUT LEFT
LINEAR SPREAD LENS 50	FOLD-OUT LEFT
LINEAR SPREAD LENS 57	FOLD-OUT LEFT
LINEAR SPREAD LENS 75	FOLD-OUT LEFT
LINEAR SPREAD LENS S105	626/629
LINK S 1	133
LINK S 2	133
LINK S 3	133
LOGIC 40 BOX R	TEC 36
LOGIC 40 R	583
LOGIC 40 R A	583
LOGIC 40 R A MOON	583
LOGIC 40 R MOON	583
LOGIC 60 BOX R	TEC 36
LOGIC 60 R	584
LOGIC 60 R 24V	584
LOGIC 60 R A	584
LOGIC 60 R A 24V	584
LOGIC 60 R A MOON	585
LOGIC 60 R A MOON 24V	585
LOGIC 60 R MOON	585
LOGIC 60 R MOON 24V	585
LOGIC 60 R WALLWASH	585
LOGIC F1	589
LOGIC F2	589
LOGIC MINI W R	285/531
LOGIC MINI W S	285/531
LOGIC R	586
LOGIC R 24V	586
LOGIC R A	586
LOGIC R A 24V	586
LOGIC R A WALLWASH	587
LOGIC R A WALLWASH 24V	587
LOGIC R OK	588
LOGIC R OK BOX R	TEC 36
LOGIC R WALLWASH	587
LOGIC R WALLWASH 24V	587
LOGIC S	586
LOGIC S 24V	586
LOGIC W L	285/531
LOGIC W L F	285/531
LOGIC W S	285/531

M

M - DOT.COM M4	401
M - WIRELESS CONTROL DIM5	TEC 6
M20/M26H - SPY 271	408
M20/M26H - SPY 271 L	408
M20/M26H - SPY 271 L MDL	408
M20/M26H - SPY 271 MDL	408
M20/M26H - SPY 272	409
M20/M26H - SPY 272 L	409
M20/M26H - SPY 272 L MDL	409
M20/M26H - SPY 272 MDL	409
M20/M26H - SPY 391	411
M20/M26H - SPY 391 L	411
M20/M26H - SPY 391 L MDL	411
M20/M26H - SPY 391 MDL	411
M20/M26H - SPY 392	411
M20/M26H - SPY 392 MDL	411
M20/M26H - SPY 52	413
M20/M26H - SPY 52 MDL	413
M20/M26H - SPY 52 SOFT	413
M20/M26H - SPY 52 SOFT MDL	413
M20/M26H - SPY 52 TW	413
M20/M26H - SPY 66	414
M20/M26H - SPY 66 MDL	414
M20/M26H - SPY 66 TW	414
M26L/M35R - SPY 271	408
M26L/M35R - SPY 271 L	408
M26L/M35R - SPY 271 L MDL	408
M26L/M35R - SPY 271 MDL	408
M26L/M35R - SPY 272	409
M26L/M35R - SPY 272 L	409
M26L/M35R - SPY 272 L MDL	409
M26L/M35R - SPY 272 MDL	409
M26L/M35R - SPY 391	411
M26L/M35R - SPY 391 L	411
M26L/M35R - SPY 391 L MDL	411
M26L/M35R - SPY 391 MDL	411
M26L/M35R - SPY 392	411
M26L/M35R - SPY 392 MDL	411
M26L/M35R - SPY 52	413
M26L/M35R - SPY 52 MDL	413
M26L/M35R - SPY 52 SOFT	413
M26L/M35R - SPY 52 SOFT MDL	413
M26L/M35R - SPY 52 TW	413
M26L/M35R - SPY 66	414
M26L/M35R - SPY 66 MDL	414
M26L/M35R - SPY 66 TW	414
M52 - SPY 391	411
M52 - SPY 391 L	411
M52 - SPY 391 L MDL	411
M52 - SPY 391 MDL	411
M52 - SPY 52	413
M52 - SPY 52 MDL	413
M52 - SPY 52 SOFT	413
M52 - SPY 52 SOFT MDL	413
M52 - SPY 52 TW	413
M52 - SPY 66	414
M52 - SPY 66 MDL	414
M52 - SPY 66 TW	414
MANTELLO GLASS L1523 E27 AMBER	254
MANTELLO GLASS L1523 E27 SMOKE	254
MANTELLO GLASS L1523 LED AMBER 92750	254
MANTELLO GLASS L1523 LED SMOKE 92750	254
MANTELLO GLASS L2231 E27 AMBER	254
MANTELLO GLASS L2231 E27 SMOKE	254
MANTELLO GLASS L2231 LED AMBER 92750	254
MANTELLO GLASS L2231 LED SMOKE 92750	254
MANTELLO L1515 E27	257
MANTELLO L1520 E27	257
MANTELLO L1520 LED	256
MANTELLO L2020 E27	257
MANTELLO L2028 E27	257
MANTELLO L2028 LED	256
MAXISPY DYNAMIC FOCUS ADM WD	349
MAXISPY TUBE	349
MICRO REO	42
MICRO REO X	42/511
MICRO SNAP-IN	171
MICRO SNAP-IN OK	171
MICRO SNAP-IN OK	75
MICRO VISOR	FOLD-OUT LEFT
MICROLINE 40 - PROFILE	485
MICROLINE 60 - PROFILE	484
MICROLINE TR - PROFILE	471
MICROLINE TRW - PROFILE	472
MICROLINE TRW+ - PROFILE	473
MICROSPY 39 C	189
MICROSPY IN	173
MICROSPY IN OK	173
MIDISPY TUBE	TEC 34
MILES C1	250
MILES C1 E27	251
MILES C2	250
MILES C2 E27	251
MILES C3	250
MILES C3 E27	251
MILES C4	250
MILES C4 E27	251
MILES POWERBOX	250/255
MILES TUBE	250/255
MINI DEEP RINGO II	513
MINI DEEP RINGO II	56
MINI DEEP RINGO II OK	56
MINI PARTOU IP	63
MINI REO II	42
MINI REO II OK	42
MINI REO II OK X	511
MINI REO II X	511
MINIGRID 67 ON SNAP-IN	77
MINIGRID 67 SNAP-IN	77
MINIGRID 67 SNAP-IN TRIMLESS	77
MINIGRID IN 1 MOUNTING KIT	TEC 33/81
MINIGRID IN 1 MOUNTING KIT HP	TEC 33/83
MINIGRID IN 1 MOUNTING KIT LARGE	TEC 33/81
MINIGRID IN 2 MOUNTING KIT	TEC 33/81
MINIGRID IN 2 MOUNTING KIT HP	TEC 33/83
MINIGRID IN 2 MOUNTING KIT LARGE	TEC 33/81
MINIGRID IN ZB 1	79
MINIGRID IN ZB 1 BOX L	TEC 33/79
MINIGRID IN ZB 1 SOFT	79
MINIGRID IN ZB 2	79
MINIGRID IN ZB 2 BOX L	TEC 33/79
MINIGRID IN ZB 2 SOFT	79
MINIGRID ON SNAP-IN	80
MINIGRID SNAP-IN	81
MINIGRID SNAP-IN HI	81
MINIGRID SNAP-IN HI TRIMLESS	81
MINIGRID SNAP-IN HP	83
MINIGRID SNAP-IN HP TRIMLESS	83
MINIGRID SNAP-IN SOFT	81
MINIGRID SNAP-IN SOFT TRIMLESS	81
MINIGRID SNAP-IN TRIMLESS	81
MOMBA DOWN-UP LED	553
MOMBA LED	553
MONO II DOWN-UP LED	555
MONO II LED	555
MONOPOL LED	619
MONTUR L O E27	297
MONTUR L P LED	607
MONTUR L PC LED	297/561
MONTUR M E27	295/559
MONTUR M LED	295/559
MONTUR M O E27	295
MONTUR MINI M LED	559
MONTUR R LED	297/561
MONTUR R P LED	607
MONTUR S LED	295/559
MONTUR S O E27	295
MONTUR S P LED	607
MONTUR SQL LED	297/561
MOUNTING KIT 1 LARGE MINIGRID 67	TEC 33/77
MOUNTING KIT 1 MINIGRID 67	TEC 33/77
MOUNTING KIT 2 LARGE MINIGRID 67	TEC 33/77
MOUNTING KIT 2 MINIGRID 67	TEC 33/77
MOUNTING KIT 75	TEC 33/35/293
MOUNTING KIT 75 TRIMLESS	TEC 33/33
MOUNTING KIT 75 TRIMLESS O.F.A.	TEC 33/33
MOUNTING KIT DOT.COM M4 TRIMLESS	TEC 33/144
MOUNTING KIT DOT.COM M4 TRIMLESS CSC	TEC 33/144
MOUNTING KIT DOT.COM M4 TRIMLESS WSC	TEC 33/144
MOUNTING KIT FLUSH	TEC 33/20
MOUNTING KIT FLUSH	TEC 33/21
MOUNTING KIT FLUSH INLET	TEC 33/289
MOUNTING KIT FLUSH SPY 33/119/124/163/165/184/191	TEC
MOUNTING KIT KNIFE TRIMLESS	TEC 33/287
MOUNTING KIT MIDISPY TRIMLESS CSC	TEC 33/179/183
MOUNTING KIT MIDISPY TRIMLESS O.F.A.	TEC 33/179/183
MOUNTING KIT MIDISPY TRIMLESS WSC	TEC 33/179/183
MOUNTING KIT MINIGRID IN 1 CSC	TEC 33/80
MOUNTING KIT MINIGRID IN 2 CSC	TEC 33/80
MOUNTING KIT NIME O.F.A.	TEC 33/15
MOUNTING KIT R102 TRIMLESS CSC	TEC 33/23/157
MOUNTING KIT R102 TRIMLESS O.F.A.	TEC 33/23/157
MOUNTING KIT R102 TRIMLESS WSC	TEC 33/23/157
MOUNTING KIT R60 TRIMLESS CSC	TEC 33/65/67
MOUNTING KIT R60 TRIMLESS WSC	TEC 33/65/67
MOUNTING KIT R82 TRIMLESS CSC	TEC 33/57
MOUNTING KIT R82 TRIMLESS O.F.A.	TEC 33/57
MOUNTING KIT R82 TRIMLESS WSC	TEC 33/57
MOUNTING KIT S102 TRIMLESS	TEC 33/23
MOUNTING KIT S102 TRIMLESS O.F.A.	TEC 33/23
MOUNTING KIT SNEAK-R TRIMLESS	TEC 33/25
MOUNTING KIT SPY 39 TRIMLESS IN	TEC 33/179

MOUNTING KIT TRIMLESS ARTUUR S/SA TEC 33/50/52
MOUNTING KIT TRIMLESS O.F.A. ARTUUR R TEC 33/47/49
MOUNTING KIT TWEETER TRIMLESS TEC 33/161
MOUNTING KIT TWEETER TRIMLESS CSC TEC 33/161
MULTINOVA 255 91
MULTINOVA 255 PRISM 91
MULTINOVA 255 SMOKE 91
MULTINOVA 255 SOFT 91
MULTINOVA 255 TW 91
MULTINOVA 255 TW PRISM 91
MULTINOVA 30 88
MULTINOVA 30 ADM 359
MULTINOVA 30 DOWN-UP 89
MULTINOVA 30 DOWN-UP PRISM 89
MULTINOVA 30 DOWN-UP SMOKE 89
MULTINOVA 30 DOWN-UP TW 89
MULTINOVA 30 DOWN-UP TW PRISM 89
MULTINOVA 30 PIVOT 90
MULTINOVA 30 PIVOT ADM 357
MULTINOVA 30 PIVOT PRISM 90
MULTINOVA 30 PIVOT PRISM ADM 357
MULTINOVA 30 PIVOT SMOKE 90
MULTINOVA 30 PIVOT SMOKE ADM 357
MULTINOVA 30 PRISM 88
MULTINOVA 30 PRISM ADM 359
MULTINOVA 30 SMOKE 88
MULTINOVA 30 SOFT 88
MULTINOVA 30 SUSPENSION SET 88
MULTINOVA 30 TW 88
MULTINOVA 30 TW ADM 359
MULTINOVA 30 TW PRISM 88
MULTINOVA 30 TW PRISM ADM 359
MULTINOVA 355 91
MULTINOVA 355 PRISM 91
MULTINOVA 355 SMOKE 91
MULTINOVA 355 SOFT 91
MULTINOVA 355 TW 91
MULTINOVA 355 TW PRISM 91
MULTINOVA 55 88
MULTINOVA 55 90
MULTINOVA 55 ADM 359
MULTINOVA 55 DOWN-UP 89
MULTINOVA 55 DOWN-UP PRISM 89
MULTINOVA 55 DOWN-UP SMOKE 89
MULTINOVA 55 DOWN-UP TW 89
MULTINOVA 55 DOWN-UP TW PRISM 89
MULTINOVA 55 OK 400 90
MULTINOVA 55 OK 400 PRISM 90
MULTINOVA 55 OK 400 SMOKE 90
MULTINOVA 55 OK 800 90
MULTINOVA 55 OK 800 PRISM 90
MULTINOVA 55 OK 800 SMOKE 90
MULTINOVA 55 PIVOT 90
MULTINOVA 55 PIVOT PRISM 90
MULTINOVA 55 PIVOT SMOKE 90
MULTINOVA 55 PRISM 88
MULTINOVA 55 PRISM ADM 359
MULTINOVA 55 SMOKE 88
MULTINOVA 55 SOFT 88
MULTINOVA 55 SUSPENSION SET 88
MULTINOVA 55 TW 88
MULTINOVA 55 TW ADM 359
MULTINOVA 55 TW PRISM 88
MULTINOVA 55 TW PRISM ADM 359
MULTINOVA RECESSED KIT 88
MULTINOVA ROD SUSPENSION 88

N

NEEDLE 1 131
NEEDLE 1 OK 131
NEEDLE 1 TRC 129
NEEDLE 1 TRC OK 129
NEEDLE 2 131
NEEDLE 2 OK 131
NIME 15

O

OBLIX 609
OBLIX F 609
OBLIX R 609
OBLIX S 609
ODRON CLIP 163
ODRON COVER 163/405
ODRON ON 1 163
ODRON ON 2 163
ONE-AND-ONLY - PROFILE 481
ONE-AND-ONLY P12 241
ONE-AND-ONLY P20 241
ORBIT LED 305
ORBIT PUNK Hi 305
ORBIT PUNK LED 305
ORBIT T LED 305
OUTLINER - PROFILE 477
OUTLINER 100 599

P

PARTOU IP 63
PARTOU OK 63
PARTOU S IP 63
PDS REMOTE CONTROL 239
PDS SENSOR PROGRAMMER 239
PIN 1 TEC 37/617/619
PIN 11 TEC 37/599/603/621
PIN 12 TEC 37/609/615
PIN 16 TEC 37/569/571
PIN 17 TEC 37/609/615
PIN 18 TEC 37/609
PIN 2 TEC 37/613
PIN 3 TEC 37/609/623
PIN 4 TEC 37/605
PION 167
PION ON 1 167
PION ON 2 167
PION ON 3 167
PION TUBE TEC 34
PLASTERKIT 101 TEC 31/43/44/59
PLASTERKIT 118 TEC 31/161
PLASTERKIT 126 TEC 31/81/83
PLASTERKIT 127 TEC 31/81/83
PLASTERKIT 145 TEC 31/289
PLASTERKIT 161 TEC 31/35
PLASTERKIT 170 TEC 31/44
PLASTERKIT 186 TEC 31/293
PLATE TEC 37/613
PLATE 1 TEC 37/617/619
PLATE 11 TEC 37/627
PLATE 3 TEC 37/607
PLATE 7 TEC 37/609/615
POLESANO CAMERA HEAD 626
POLESANO FUSE BOX 627
POLESANO head 626
POLESANO pole 627
POLESANO W 629
POLESANO WIFI PUCK 626
PRESENCE DETECTION HF SENSOR TEC 8
PUNK 39 CLIP 119
PUNK 451 C 119
PUNK 452 C 119
PUNK 621 C 121
PUNK 621 C Hi 121
PUNK 621 C SOFT 121
PUNK 622 C 121
PUNK 622 C Hi 121
PUNK 622 C SOFT 121
PUT CENTER 27
PUT MAGNETIC 27
PUT S6 HONEYCOMB FOLD-OUT LEFT
PUT S6 MAGNETIC 29
PUT S6 SOFTENING LENS FOLD-OUT LEFT
PUT S8 MAGNETIC 29

Q

R

RAND 111 LED 193
RAND 211 LED 193
RAND 311 LED 193
REO 2 S OK 45
REO 2 S OK SOFT 45
REO OK S1 44
REO OK S2 44
REO OK SOFT S1 44
REO OK SOFT S2 44
REO RIBS IP S1 43
REO RIBS IP S2 43
REO RIBS S1 43
REO RIBS S2 43
REO RIBS SOFT S1 43
REO RIBS SOFT S2 43
REO S OK 45
REO S OK SOFT 45
REO S1 44
REO S2 44
REO SOFT S1 44
REO SOFT S2 44
REO X S1 511
REO X S2 511
RGB DRIVER TEC 28
RGB TOUCH CONTROLLER DMX TEC 28
RGB/TW DRIVER TEC 28
RGB/TW REPEATER TEC 28
RGB/TW TOUCH CONTROLLER DMX TEC 28

S

SHELFLINE 18 - PROFILE 501
SHELFLINE 19 - PROFILE 335/501
SHELFLINE 20 ST - PROFILE 501
SHIFTLINE M26H - PROFILE 388
SHIFTLINE M26L - PROFILE 382
SHIFTLINE M35R - PROFILE 391
SHIFTLINE M44 - PROFILE 393
SKOV M 541
SKOV S 541
SL19 - SPY 27 424
SL19 - SPY 27 L 424
SL19 - SPY 27 L MDL 424
SL19 - SPY 27 MDL 424
SL19 - SPY 39 425
SL19 - SPY 39 L 425
SL19 - SPY 39 L MDL 425
SL19 - SPY 39 MDL 425
SL19 - UHO 424
SL19 - UHO L 424
SL19 - UHO L MDL 424
SL19 - UHO MDL 424
SMART 48 MODULATOR DIM9 TEC 9
SMART 48 MODULATOR PLUG-IN WD TEC 9
SMART 48 MODULATOR WD TEC 9
SNEAK-R 25
SNEAK-R TRIMLESS 25
SOFTENING LENS 40 FOLD-OUT LEFT
SOFTENING LENS 42 FOLD-OUT LEFT
SOFTENING LENS 50 FOLD-OUT LEFT
SOFTENING LENS 57 FOLD-OUT LEFT
SOFTENING LENS 72 FOLD-OUT LEFT
SOFTENING LENS 75 FOLD-OUT LEFT
SOIREE RC 259
SOIREE RC OPAL 259
SOIREE SC 261
SOIREE SC OPAL 261
SOIREE WR X 573
SOIREE WS X 573
SOIREE WS X DOWN-UP 573
SPL14 - PROFILE 421
SPL14 - SPY 27 424
SPL14 - SPY 27 L 424
SPL14 - SPY 27 L MDL 424
SPL14 - SPY 27 MDL 424
SPL14 - SPY 39 425
SPL14 - SPY 39 L 425
SPL14 - SPY 39 L MDL 425
SPL14 - SPY 39 MDL 425
SPL14 - UHO 424
SPL14 - UHO L 424
SPL14 - UHO L MDL 424
SPL14 - UHO MDL 424
SPLIT-IT PRO - PROFILE 427
SPLITBOX SPY 52 31
SPLITBOX SPY 52 SOFT 31
SPLITBOX SPY 52 TW 31
SPLITBOX SPY FOCUS LP 31
SPLITLINE M20 - PROFILE 377
SPLITLINE M52 - PROFILE 379
SPREAD LENS 40 FOLD-OUT LEFT
SPREAD LENS 42 FOLD-OUT LEFT
SPREAD LENS 50 FOLD-OUT LEFT
SPREAD LENS 57 FOLD-OUT LEFT
SPREAD LENS 75 FOLD-OUT LEFT
SPY 27 CLIP 177
SPY 27 L CLIP 177
SPY 27 L ON 4 177
SPY 27 ON 1 177

INDEX

BY NAME

SPY 27 ON 2	177
SPY 39 CLIP	180
SPY 39 L CLIP	180
SPY 39 L ON	180
SPY 39 L ON 1	181
SPY 39 L ON 2	181
SPY 39 L TUBE	TEC 34
SPY 39 ON	180
SPY 39 ON 1	181
SPY 39 ON 2	181
SPY 39 ST	179
SPY 39 TRIMLESS	179
SPY 39 TRIMLESS IN	179
SPY 39 TUBE	TEC 34
SPY 39 W X	563
SPY 39 W X DOWN-UP	563
SPY 52 ADM	339
SPY 52 ADM SLIM	339
SPY 52 CLIP	184
SPY 52 CLIP SOFT	184
SPY 52 CLIP TW	184
SPY 52 ON	184
SPY 52 ON 1	185
SPY 52 ON 1 SOFT	185
SPY 52 ON 2	185
SPY 52 ON 2 SOFT	185
SPY 52 ON 3	185
SPY 52 ON SOFT	184
SPY 52 ON TW	184
SPY 52 REFLECTOR	339
SPY 52 SOFT ADM	339
SPY 52 SOFT ADM SLIM	339
SPY 52 ST	183
SPY 52 ST SOFT	183
SPY 52 ST TW	183
SPY 52 TRIMLESS	183
SPY 52 TRIMLESS SOFT	183
SPY 52 TRIMLESS TW	183
SPY 52 TUBE	TEC 34
SPY 52 TW ADM	339
SPY 66 ADM	343
SPY 66 ADM SLIM	343
SPY 66 CLIP	187
SPY 66 CLIP TW	187
SPY 66 LP ADM	345
SPY 66 LP/MP GLASS SBL	FOLD-OUT LEFT
SPY 66 LP/MP HONEYCOMB	FOLD-OUT LEFT
SPY 66 LP/MP LINEAR SPREAD LENS	FOLD-OUT LEFT
SPY 66 LP/MP SOFTENING LENS	FOLD-OUT LEFT
SPY 66 LP/MP TUBE	TEC 34
SPY 66 MP ADM	345
SPY 66 ON	187
SPY 66 ON TW	187
SPY 66 REFLECTOR	343
SPY 66 TUBE	TEC 34
SPY 66 TW ADM	343
SPY 90 ADM	347
SPY 90 ON	187
SPY 90 REFLECTOR	347
SPY 90 TUBE	TEC 34
SPY 90 TW ADM	347
SPY C	189
SPY FOCUS CLIP LP	191
SPY FOCUS CLIP MP	191
SPY FOCUS LP ADM	341
SPY FOCUS MP ADM	341
SPY FOCUS ON LP	191
SPY FOCUS ON MP	191
SPY ON Hi	189
SPY S	189
SPY TUBE	TEC 34
SPYKER II	621
SPYKER II CENTRIC	621
STIEVIE	601
STIG	569
STILL E27	247
STIP W R	537
STIP W S	537
STRAP	569/571
STREAMLINER 70L - PROFILE	495
STREAMLINER 70S - PROFILE	494
STREAMLINER 70S P	243
STREAMLINER 85 - PROFILE	491
STREAMLINER TRIMLESS - PROFILE	490
STRIPER	617
SUPER-OH!	205
SUPER-OH! CLIP + SOFTENING LENS	205
SUPER-OH! DOWN-UP LED	205
SUPER-OH! LED	205
SUPER-OH! SBL TRIMLESS 120	199
SUPER-OH! SBL TRIMLESS 70	199
SUPER-OH! SBL TRIMLESS120	199
SUPER-OH! SLIM 120 C SBL DOWN-UP	201
SUPER-OH! SLIM 120 CS SBL DOWN	203
SUPER-OH! SLIM 120 CS SBL DOWN-UP	203
SUPER-OH! SLIM 120 HP CS SBL DOWN	203
SUPER-OH! SLIM 120 HP CS SBL DOWN-UP	203
SUPER-OH! SLIM 120 SBL DOWN	201
SUPER-OH! SLIM 80 C SBL DOWN-UP	201
SUPER-OH! SLIM 80 CS SBL DOWN	203
SUPER-OH! SLIM 80 CS SBL DOWN-UP	203
SUPER-OH! SLIM 80 HP CS SBL DOWN	203
SUPER-OH! SLIM 80 HP CS SBL DOWN-UP	203
SUPER-OH! SLIM 80 SBL DOWN	201
SUPER-OH! XS 25	197
SUPER-OH! XS 39	197
SUPER-OH! XS 39 C	197
SUPER-OH! XS CEILING BASE	197
SUPER-OH! XS PIVOT 25	197
SUPER-OH! XS PIVOT 25 ADM	361
SUPER-OH! XS PIVOT 39	197
SUPER-OH! XS PIVOT 39 ADM	361
SUPERDOME 9528 RECESSED	113
SUPERDOME RECESSED KIT	113
SUPERLOOP HC 200 SBL	214
SUPERLOOP HC 250 SBL	214
SUPERLOOP HC 300 SBL	214
SUPERLOOP HC 350 SBL	214
SUPERLOOP HC 400 SBL	214
SUPERLOOP HC 500 SBL	214
SUPERLOOP HC MDL	217
SUPERLOOP HC SBL	214
SUPERLOOP HC SPR	214
SUPERLOOP PLUS HC	210
SUPERLOOP POWERBOX F - 48V	217
SUPERLOOP POWERBOX H - 48V / 100W	210/217
SUPERLOOP POWERBOX H8 1200mA DIM1	211/215
SUPERLOOP POWERBOX H8 1700mA DIM1	215
SUPERLOOP POWERBOX H8 700mA DIM5	211/215
SUPERLOOP POWERBOX H9	211/215
SUPERLOOP POWERBOX L - 48V / 50W	210/217
SUPERLOOP POWERBOX L 500mA DIM1	211/215
SUPERLOOP POWERBOX L 700mA DIM1	211/215
SUPERLOOP S HC MDL	217
SUPERLOOP VC SBL	215
SUPERLOOP VR SBL	215
SUPERLOOP-FIX 40 DOWN-UP GT MDL	221
SUPERLOOP-FIX 40 DOWN-UP MDL	221
SUPERLOOP-FIX 40 MDL	221
SUPERLOOP-FIX 45 MDL	221
SUPERLOOP-HEDRA MDL	219
SUPERLOOP-SPY 52 MDL	218
SUPERLOOP-SPY 52 SOFT MDL	218
SUPERLOOP-SPY 66 MDL	218
SUPERLOOP-SPY FOCUS LP MDL	218
SUPERLOOP-SPY FOCUS MP MDL	218
SUPERLOOP-VIZIR MDL	219
SUPERLOOP-XY180 MDL	219
SUPERNOVA 125 RECESSED KIT	107
SUPERNOVA 45	99
SUPERNOVA 65 RECESSED KIT	107
SUPERNOVA 95 RECESSED KIT	107
SUPERNOVA FLAT 65	110
SUPERNOVA FLAT 65 DOWN-UP	111
SUPERNOVA FLAT 65 PRISMATIC	110
SUPERNOVA FLAT 65 PRISMATIC DOWN-UP	111
SUPERNOVA FLAT 65 PRISMATIC SMOOTH UP	110
SUPERNOVA FLAT 65 SMOOTH UP	110
SUPERNOVA FLAT 95	110
SUPERNOVA FLAT 95 DOWN-UP	111
SUPERNOVA FLAT 95 PRISMATIC	110
SUPERNOVA FLAT 95 PRISMATIC DOWN-UP	111
SUPERNOVA FLAT 95 PRISMATIC SMOOTH UP	110
SUPERNOVA FLAT 95 SMOOTH UP	110
SUPERNOVA LINE 125 DOWN-UP	108
SUPERNOVA LINE 125 SBL	106
SUPERNOVA LINE 125 TW	107
SUPERNOVA LINE 125 TW DOWN-UP	109
SUPERNOVA LINE 65 DOWN-UP	108
SUPERNOVA LINE 65 SBL	106
SUPERNOVA LINE 65 TW	107
SUPERNOVA LINE 65 TW DOWN-UP	109
SUPERNOVA LINE 95 DOWN-UP	108
SUPERNOVA LINE 95 SBL	106
SUPERNOVA LINE 95 TW	107
SUPERNOVA LINE 95 TW DOWN-UP	109
SUPERNOVA LINE TRIMLESS 125	101
SUPERNOVA LINE TRIMLESS 125 TW	103
SUPERNOVA LINE TRIMLESS 65	101
SUPERNOVA LINE TRIMLESS 65 TW	103
SUPERNOVA LINE TRIMLESS 95	101
SUPERNOVA LINE TRIMLESS 95 TW	103
SUPERNOVA XS 260	99
SUPERNOVA XS 260 X	521
SUPERNOVA XS 330	99
SUPERNOVA XS PIVOT 260	99
SUPERNOVA XS PIVOT 260 ADM	363
SUPERNOVA XS PIVOT 260 X	521
SUPERNOVA XS PIVOT 330	99
SUPERNOVA XS PIVOT 330 ADM	363
SUPERNOVA XS RECESSED 260	97
SUPERNOVA XS RECESSED 330	97
SUPERNOVA XS RECESSED KIT 260	97
SUPERNOVA XS RECESSED KIT 330	97
SUSPENSION + CONNECTION ST	TEC 35
SUSPENSION + CONNECTION TRIMLESS O.F.A.	TEC 35
SUSPENSION SET 18	106
SUSPENSION SET 22	243
SUSPENSION SET 25	110
SUSPENSION SET 28	201
SUSPENSION SET 29	201
SUSPENSION SET 30	232
SUSPENSION SET 31	232
SUSPENSION SET 32	232
SUSPENSION SET 33	232
SUSPENSION ST	TEC 35
SUSPENSION TRIMLESS O.F.A.	TEC 35

T

TAGLINE 155 TRIMLESS	287
TAGLINE LEDLINE - PROFILE	434
TAGLINE ON - PROFILE	439
TAGLINE ST - PROFILE	438
TAGLINE TRIMLESS - PROFILE	434
TAGLINE TRIMLESS WALL - PROFILE	435
TIGA IN LED	317
TIGA LED	317/551
TIGA LED BS	317/551
TIGA V-PLATE	317
TOPIX	313
TOPIX L X	543
TRACK 3F DIM CORNER	330/332
TRACK 3F DIM CUTTING TOOL	331/333/335
TRACK 3F DIM H	334
TRACK 3F DIM H CORNER	334
TRACK 3F DIM H END CAP	334
TRACK 3F DIM H SUPPLY	334
TRACK 3F DIM H SUSPENSION	335
TRACK 3F DIM IN	330
TRACK 3F DIM IN - INSIDE CLIP	331
TRACK 3F DIM IN END CAP	330
TRACK 3F DIM IN RECESSED COVER	330
TRACK 3F DIM ON	332
TRACK 3F DIM ON CORNER	332
TRACK 3F DIM ON DIRECT FIXATION	333
TRACK 3F DIM ON END CAP	332
TRACK 3F DIM ON ROD SUSPENSION	333
TRACK 3F DIM ON SUSPENSION	333
TRACK 3F DIM SUPPLY	330/332
TRACK CURRENT SUPPLY	333
TRACK DIM MIDDLE SUPPLY	334
TRACK SHL 19 - MOUNTING CLIP SET	335
TRANSFO	TEC 29
TUNABLE WHITE TOUCH CONTROLLER DMX	TEC 28
TWEETER CLIP	FOLD-OUT LEFT
TWEETER M ON 1	159
TWEETER M ON 1 WDL	159
TWEETER M ON 2	159
TWEETER M ON 2 WDL	159
TWEETER M ST	157
TWEETER M ST SOFT	157
TWEETER M TRIMLESS	157
TWEETER M TRIMLESS SOFT	157
TWEETER ON 1	161
TWEETER ON 2	161
TWEETER ST D	161
TWEETER TRIMLESS	161
TWENTY-7 TRIMLESS	67

U

UHO 2 CLIP	169
UHO CLIP	169
UHO L CLIP	169
UHO L CLIP 2	169
UHO L ON 3	169
ULTRA X DOWN-UP LED	567
ULTRA X LED	567

V

VISION LED	315
VISION OUT LED	549
VISION S OUT LED	549
VISOR 27	FOLD-OUT LEFT
VISOR 39	FOLD-OUT LEFT
VIZIR CLIP	124
VIZIR HONEYCOMB	FOLD-OUT LEFT
VIZIR L CLIP	124
VIZIR L ON	125
VIZIR ON	125
VIZIR ON 2	126
VIZIR SOFTENING LENS	FOLD-OUT LEFT
VIZIR TUBE	TEC 34

W

WA-T	311
WA-T SOFT	311
WALKER II 20	615
WALKER II 40	615
WALKER II 70	615
WALKER II S 40	615
WALKER II S 70	615
WALKER II W	321/547
WALKER II W S	321/547
WANT-IT L	309
WANT-IT S	309
WANT-IT S X	557
WANT-IT S X	309
WIRELESS CONTROL	TEC 5
WIRELESS CONTROL 2 CHANNEL TUNABLE WHITE	TEC 5
WIRELESS CONTROL 5A DIM1	TEC 5
WIRELESS CONTROL DIM5	TEC 5
WIRELESS CONTROL DIM5 + DALI GATEWAY	TEC 6
WIRELESS CONTROL DIM8	TEC 5
WIRELESS CONTROL RGB	TEC 5
WIRELESS PUSH BUTTON INTERFACE	TEC 7
WIRELESS SWITCHBOARD - 4 FUNCTIONS	TEC 7

X

XY180 CONNECTION BOX	115/117
XY180 F120 WDL	117
XY180 S120 MINI	115
XY180 S121	115
XY180 S121 MINI	115
XY180 S121 PUNK	117
XY180 S122	115
XY180 S80 MINI	115
XY180 S81	115
XY180 S81 MINI	115
XY180 S81 PUNK	117
XY180 S82	115

Y

Z

ZOOVER 120	263
ZOOVER 140	263

INDEX

BY REFERENCE

10034 0010	FOLD-OUT LEFT
10212 9208	319
10212 9308	319
10214 9200	319/545
10214 9300	319/545
10215 0010	319
10722 9215	137
10722 9235	137
10722 9315	137
10722 9335	137
10723 9215	139
10723 9235	139
10723 9315	139
10723 9335	139
10726 9228	138
10726 9328	138
10727 9228	138
10727 9328	138
10728 9028	138
11045 9220	35
11045 9320	35
11046 9220	35
11046 9320	35
11047 9020	35
11435 8200	71
11435 8300	71
11436 8200	69
11436 8300	69
11522 9200	147
11522 9300	147
11523 9200	147
11523 9300	147
11524 9200	147
11524 9300	147
12219 9208	303
12219 9308	303
12220 9200	303
12220 9300	303
12816 0000	29
12817 9220	29
12817 9230	29
12817 9320	29
12817 9330	29
12818 0000	29
12819 9210	29
12819 9220	29
12819 9230	29
12819 9310	29
12819 9320	29
12819 9330	29
12820 0050	FOLD-OUT LEFT
12820 0090	FOLD-OUT LEFT
13528 8310	571
13529 8310	593
13530 9330	593
13531 9310	593
13531 9320	593
13531 9330	593
13532 9310	571
13532 9320	571
13532 9330	571
13533 9300	571
13534 9310	571
13534 9320	571
13534 9330	571
13535 9310	593
13535 9320	593
13535 9330	593
13536 9300	593
13537 9310	593
13537 9320	593
13537 9330	593
13538 9300	593
13816 9228	133
13816 9328	133
13817 9228	133
13817 9328	133
13818 9228	133
13818 9328	133
13910 0010	TEC 36
13955 9310	583
13956 9310	583
13957 9310	583
13958 9310	583
13959 8310	584
13960 9320	584
13961 8310	584
13962 9320	584
13963 9320	585
13964 9320	585
13965 9310	586
13965 9320	586
13965 9330	586
13966 9310	586
13966 9320	586
13966 9330	586
13967 9310	586
13967 9320	586
13967 9330	586
13968 9300	587
13969 9300	587
13970 9300	587
13971 9300	587
14736 9300	613
14737 9300	613
14738 9300	613
14739 9300	613
14740 9300	613
14741 9300	613
15112 9300	609
15113 9300	609
15114 9300	609
15115 9300	609
15116 9300	609
15117 9300	609
15118 9300	609
15119 9300	609
15120 9300	609
15121 9300	609
15122 9300	609
15212 0060	TEC 33/65/67
15212 0070	TEC 33/57
15212 0080	TEC 33/179/183
15212 0090	TEC 33/23/157
15212 0100	TEC 33/161
15212 0110	TEC 33/144
15212 0120	TEC 33/80
15212 0130	TEC 33/80
15212 0140	TEC 33/65/67
15212 0150	TEC 33/57
15212 0160	TEC 33/179/183
15212 0170	TEC 33/23/157
15212 0180	TEC 33/144
15212 2000	TEC 33/57
15212 2010	TEC 33/23/157
15212 2020	171
15212 2030	TEC 33/179/183
15212 2040	171
15212 2050	TEC 33/65/67
15215 0010	TEC 33/20
15215 0020	TEC 33/21
15222 0170	TEC 37/609/615
15222 0180	TEC 37/609
15225 0280	201
15225 0290	201
15225 0300	232
15225 0310	232
15225 0320	232
15225 0330	232
15225 0340	TEC 35
15225 0350	TEC 35
15225 0360	TEC 35
15229 0010	TEC 35
15931 8310	629
15931 8320	629
15931 8330	629
15931 8340	629
15931 8410	629
15931 8420	629
15931 8430	629
15931 8440	629
15932 0020	626
15932 0030	626
16312 0000	449
16312 0310	449
16312 0620	449
16312 0630	449
16313 9200	149
16313 9300	149
16314 9200	149
16314 9300	149
16315 9200	149
16315 9300	149
16427 0000	457
16427 0310	457
16427 1480	457
18428 9200	428
18428 9300	428
18431 9220	428
18431 9230	428
18431 9320	428
18431 9330	428
18434 9210	429
18434 9220	429
18434 9230	429
18434 9310	429
18434 9320	429
18434 9330	429
18696 9220	498
18696 9230	498
18696 9320	498
18696 9330	498
18717 9220	441
18717 9320	441
19310 0010	77
19310 0020	77
19310 0030	77
19310 0040	77
19310 0050	TEC 33/77
19310 0060	TEC 33/77
19310 0098	77
19310 0108	77
19310 0110	TEC 33/77
19310 0120	TEC 33/77
19351 9210	42
19351 9220	42
19351 9230	42
19351 9310	42
19351 9320	42
19351 9330	42
19352 9230	511
19352 9330	511
19353 9210	42
19353 9220	42
19353 9230	42
19353 9310	42
19353 9320	42
19353 9330	42
19354 9230	511
19354 9330	511
19356 9210	77
19356 9220	77
19356 9230	77
19356 9310	77
19356 9320	77
19356 9330	77
19423 9210	56
19423 9220	56
19423 9230	56
19423 9310	56
19423 9320	56
19423 9330	56
19424 9230	513
19424 9330	513
19425 9210	56
19425 9220	56
19425 9230	56
19425 9310	56
19425 9320	56
19425 9330	56
19434 9220	513
19434 9320	513
19435 9220	58
19435 9320	58
19723 9200	31
19723 9300	31
19810 0010	FOLD-OUT LEFT
19810 0020	FOLD-OUT LEFT
19810 0030	FOLD-OUT LEFT
19810 0040	FOLD-OUT LEFT
19810 0050	FOLD-OUT LEFT
19810 0060	FOLD-OUT LEFT
19810 0100	TEC 34
19810 0110	FOLD-OUT LEFT
19810 0120	FOLD-OUT LEFT
19810 0130	FOLD-OUT LEFT
19810 0140	FOLD-OUT LEFT
19810 0150	FOLD-OUT LEFT
19810 0160	FOLD-OUT LEFT
19810 0170	TEC 34
19810 0180	339
19810 0190	339
19810 0200	347
19810 0210	347
19810 0220	347
19811 9220	183
19811 9230	183
19811 9320	183
19811 9330	183
19812 9020	183
19812 9030	183
19813 9020	183
19813 9030	183
19814 9220	183
19814 9230	183
19814 9320	183
19814 9330	183
19815 9020	183
19815 9030	183
19816 9020	183
19816 9030	183
19817 9220	31
19817 9230	31
19817 9320	31
19817 9330	31
19818 9020	31
19818 9030	31
19819 9020	31
19819 9030	31
19820 9220	184
19820 9230	184
19820 9320	184
19820 9330	184
19821 9020	184
19821 9030	184
19822 9020	184
19822 9030	184
19823 9220	184
19823 9230	184
19823 9320	184
19823 9330	184
19824 9020	184
19824 9030	184
19825 9020	184
19825 9030	184
19826 9228	185
19826 9238	185
19826 9328	185
19826 9338	185
19827 9228	185
19827 9238	185
19827 9328	185
19827 9338	185
19828 9228	185
19828 9238	185
19828 9328	185
19828 9338	185
19831 9028	185
19831 9038	185
19832 9028	185
19832 9038	185
19834 9220	339
19834 9225	339
19834 9230	339
19834 9235	339
19834 9320	339
19834 9325	339
19834 9330	339
19834 9335	339
19835 9025	339
19835 9035	339
19836 9220	339
19836 9225	339
19836 9230	339
19836 9235	339
19836 9320	339
19836 9325	339
19836 9330	339
19836 9335	339
19837 9025	339
19837 9035	339
19873 9200	191
19873 9300	191
19874 9200	191
19874 9300	191
19875 9200	341
19875 9205	341
19875 9300	341
19875 9305	341
19876 9228	189
19876 9328	189
19877 9200	191

19877 9300	191
19878 9200	191
19878 9300	191
19879 9200	341
19879 9205	341
19879 9300	341
19879 9305	341
19880 930W	349
19881 9025	339
19881 9035	339
19882 9211	187
19882 9221	187
19882 9231	187
19882 9311	187
19882 9321	187
19882 9331	187
19883 9210	347
19883 9211	347
19883 9215	347
19883 9220	347
19883 9221	347
19883 9225	347
19883 9230	347
19883 9231	347
19883 9235	347
19883 9310	347
19883 9311	347
19883 9315	347
19883 9320	347
19883 9321	347
19883 9325	347
19883 9330	347
19883 9331	347
19883 9335	347
19884 9015	347
19884 9025	347
19884 9035	347
200 12 01	331/333/335
200 12 02	333
200 12 11	330/332
200 12 12	330/332
200 12 13	333
200 12 14	330/332
200 12 21	330/332
200 12 24	332
200 12 34	330/332
200 12 35	330/332
200 12 41	332
200 12 410	332
200 12 420	332
200 12 430	332
200 12 50	333
200 13 11	330
200 13 12	330
200 13 14	330
200 13 14 01	331
200 13 41	330
200 13 410	330
200 13 420	330
200 13 430	330
200 14 06	335
200 14 11	334
200 14 12	334
200 14 13	335
200 14 14	334
200 14 21	334
200 14 34	334
200 14 35	334
200 14 41	334
200 14 410	334
200 14 420	334
200 14 430	334
200 46 06	TEC 29
200 46 10	TEC 29
200 99 53	333
20012 9300	621
20013 9300	621
20015 9300	621
20016 9300	621
201 03 00	FOLD-OUT LEFT
201 03 01	FOLD-OUT LEFT
201 03 02	FOLD-OUT LEFT
201 03 03	FOLD-OUT LEFT
201 03 04	FOLD-OUT LEFT
201 03 05	FOLD-OUT LEFT
201 05 01	FOLD-OUT LEFT
201 05 04	FOLD-OUT LEFT
201 35 00	205
201 50 50	FOLD-OUT LEFT
202 00 75	TEC 33/35/293
202 01 26	59
202 01 75	TEC 33/33
202 01 75 OFA	TEC 33/33
202 014 26	59
202 04 12	293
202 04 14	293
202 04 22	535
202 04 24	535
202 04 32	293
202 11 19	TEC 31/43/44/59
202 11 26	59
202 144 1902	57
202 144 811 922	57
202 144 811 932	57
202 145 811 922	57
202 145 811 932	57
202 146 811 922	57
202 146 811 932	57
202 15 61 971	TEC 33/161
202 20 811 922	515
202 20 811 932	515
202 206 811 922	515
202 206 811 932	515
202 207 811 922	515
202 207 811 932	515
202 21 33	35
202 25 811 922	511
202 25 811 932	511
202 252 811 922	511
202 252 811 932	511
202 256 811 922	511
202 256 811 932	511
202 2562 811 922	511
202 2562 811 932	511
202 26 1902	44
202 26 811 922	44
202 26 811 923	44
202 26 811 932	44
202 26 811 933	44
202 262 1902	44
202 262 811 922	44
202 262 811 923	44
202 262 811 932	44
202 262 811 933	44
202 263 811 922	43
202 263 811 923	43
202 263 811 932	43
202 263 811 933	43
202 2632 811 922	43
202 2632 811 923	43
202 2632 811 932	43
202 2632 811 933	43
202 264 811 922	43
202 264 811 923	43
202 264 811 932	43
202 264 811 933	43
202 2642 811 922	43
202 2642 811 923	43
202 2642 811 932	43
202 2642 811 933	43
202 265 1902	43
202 2652 1902	43
202 272 1902	58
202 272 811 922	58
202 272 811 932	58
202 273 811 922	58
202 273 811 932	58
202 274 811 922	58
202 274 811 932	58
202 275 811 922	58
202 275 811 932	58
202 276 1902	58
202 295 82	69
202 295 83	69
202 296 82	69
202 296 83	69
202 297 82	69
202 297 83	69
202 37 1902	44
202 37 811 922	44
202 37 811 923	44
202 37 811 932	44
202 37 811 933	44
202 372 1902	44
202 372 811 922	44
202 372 811 923	44
202 372 811 932	44
202 372 811 933	44
202 38 1902	45
202 38 2902	45
202 38 811 922	45
202 38 811 923	45
202 38 811 932	45
202 38 811 933	45
202 38 812 922	45
202 38 812 923	45
202 38 812 932	45
202 38 812 933	45
202 510 1902	33
202 510 811 922	33
202 510 811 932	33
202 511 811 922	33
202 511 811 932	33
202 53 811 922	35
202 53 811 932	35
202 56 99 01	TEC 31/161
202 61 00 01	85
202 61 00 02	85
202 61 95 01	TEC 33/85
202 61 95 01L	TEC 33/85
202 61 95 02	TEC 33/85
202 61 95 02L	TEC 33/85
202 61 96 01	TEC 34/85
202 61 96 02	TEC 34/85
202 70 1902	79
202 70 2902	79
202 70 811 922	79
202 70 811 932	79
202 70 812 922	79
202 70 812 932	79
202 70 98 01	TEC 33/79
202 70 98 02	TEC 33/79
202 71 95 01	TEC 33/81
202 71 95 01 HP	TEC 33/83
202 71 95 01L	TEC 33/81
202 71 95 02	TEC 33/81
202 71 95 02 HP	TEC 33/83
202 71 95 02L	TEC 33/81
202 71 96 01	TEC 34/81
202 71 96 02	TEC 34/81
202 72 99 01	TEC 31/81/83
202 72 99 02	TEC 31/81/83
202 73 01	81
202 73 02	81
202 74 01	81
202 74 02	81
202 79 11 ED8	80
202 79 12 ED8	80
202 79 13 ED8	80
202 790 1902	81
202 790 61	81
202 790 811 921	80
202 790 811 921	81
202 790 811 922	80
202 790 811 922	81
202 790 811 923	80
202 790 811 923	81
202 790 811 931	80
202 790 811 931	81
202 790 811 932	80
202 790 811 932	81
202 790 811 933	81
202 790 811 933	80
202 790 929	81
202 790 939	81
202 791 01	83
202 791 02	83
202 791 211 921	83
202 791 211 922	83
202 791 211 923	83
202 791 211 931	83
202 791 211 932	83
202 791 211 933	83
202 792 01	83
202 792 02	83
202 91 0701	TEC 22
202 91 0703	TEC 22
202 91 97 01	27
202 91 97 11	27
202 911 811 929	27
202 911 811 939	27
202 912 811 929	27
202 912 811 939	27
202 913 929	27
202 913 939	27
202 914 929	27
202 914 939	27
203 99 55	TEC 35
203 99 56	TEC 35
204 00 100	TEC 35
204 00 62	TEC 35
204 00 90	TEC 35
204 62 62	TEC 35
204 80 80	TEC 35
204 90 90	TEC 35
20514 9210	219
20514 9310	219
20543 9210	219
20543 9310	219
20546 9200	218
20546 9300	218
20547 9200	218
20547 9300	218
20548 0015	211/215
20548 0025	211/215
20548 0030	210
20548 0040	210
20548 0050	210
20548 0060	210
20548 0070	210
20548 0080	210
20549 9300	214
20550 9300	214
20551 9300	214
20552 9300	214
20553 9300	214
20554 9300	214
20555 0000	217
20556 0000	217
20557 0000	217
20558 0000	217
20559 0000	217
20560 0000	217
20561 9300	210
20562 9300	210
20563 9300	210
20564 0000	210
20565 0000	210
20566 0000	210
20567 9220	218
20567 9230	218
20567 9320	218
20567 9330	218
20568 9020	218
20568 9030	218
20569 9210	218
20569 9220	218
20569 9230	218
20569 9310	218
20569 9320	218
20569 9330	218
206 11 811 922	161
206 11 811 923	161
206 11 811 932	161
206 11 811 933	161
206 21 811 922	161
206 21 811 923	161
206 21 811 932	161
206 21 811 933	161
206 31 811 922 ED8	161
206 31 811 923 ED8	161
206 31 811 932 ED8	161
206 31 811 933 ED8	161
206 31 812 922 ED8	161
206 31 812 923 ED8	161
206 31 812 932 ED8	161
206 31 812 933 ED8	161
20611 9300	99
20611 9301	99
20611 9305	99
20612 9300	111
20612 9301	111
20612 9305	111
20613 9300	111
20613 9301	111
20613 9305	111
20614 9300	111
20614 9301	111
20614 9305	111
20615 9300	111
20615 9301	111
20615 9305	111
20616 9300	108
20616 9301	108
20616 9305	108
20618 9300	108
20618 9301	108
20618 9305	108
20620 9300	108
20620 9301	108
20620 9305	108
20622 9300	106
20622 9301	106
20622 9305	106
20624 9300	106
20624 9301	106
20624 9305	106
20626 9300	106
20626 9301	106
20626 9305	106
20628 9300	101
20628 9301	101
20628 9305	101
20629 9300	101
20629 9301	101
20629 9305	101

INDEX

BY REFERENCE

20630 9300	101
20630 9301	101
20630 9305	101
20631 9300	110
20631 9301	110
20631 9305	110
20632 9300	110
20632 9301	110
20632 9305	110
20633 9300	110
20633 9301	110
20633 9305	110
20634 9300	110
20634 9301	110
20634 9305	110
20635 9300	110
20635 9301	110
20635 9305	110
20636 9300	110
20636 9301	110
20636 9305	110
20637 9300	110
20637 9301	110
20637 9305	110
20638 9300	110
20638 9301	110
20638 9305	110
207 01 161	TEC 31/35
207 01 170	TEC 31/44
207 01 186	TEC 31/293
20729 9301	199
20729 9305	199
20730 9301	199
20730 9305	199
20733 9300	203
20733 9304	203
20734 9300	203
20734 9304	203
20735 9300	203
20735 9304	203
20736 9300	203
20736 9304	203
20737 9300	201
20737 9304	201
20738 9300	201
20738 9304	201
20739 9300	201
20739 9304	201
20740 9300	201
20740 9304	201
20741 9300	203
20741 9304	203
20742 9300	203
20742 9304	203
20743 9300	203
20743 9304	203
20744 9300	203
20744 9304	203
21012 0010	225
21012 0021	225
21012 0035	225
21012 004W	TEC 22
21012 005W	TEC 22
21012 0065	23
21012 0078	23
21012 0080	38
21012 0095	38
21012 0101	TEC 23
21012 0111	TEC 23
21012 0121	TEC 23
21012 0135	TEC 23
21012 0145	TEC 23
21012 0155	TEC 23
21012 0160	TEC 23
21012 0171	TEC 23
21012 0181	TEC 23
21012 0191	TEC 23
21012 0205	TEC 23
21012 0225	TEC 23
21012 0230	TEC 23
21012 0240	TEC 23
21012 0258	TEC 20
21012 0268	TEC 20
21012 0278	TEC 20
21012 0288	TEC 20
21012 0298	TEC 20
21012 0308	TEC 20
21012 0318	TEC 20
21012 0328	TEC 20
21012 0338	38
21012 0355	31/183/187
21024 0060	TEC 10
21024 0070	TEC 10
21024 0080	TEC 10
21024 0090	TEC 10
21024 0110	TEC 10
21024 0120	TEC 10
21024 0130	TEC 10
21024 0250	TEC 10
21024 0260	TEC 10
21024 0270	TEC 10
21030 0020	TEC 12
21030 0030	TEC 12
21030 0040	TEC 12
21030 0060	TEC 12
21030 0070	TEC 12
21030 0080	TEC 12
21030 0100	TEC 12
21030 0110	TEC 12
21030 0120	TEC 12
21030 0140	TEC 12
21030 0150	TEC 12
21030 0160	TEC 12
21030 0180	TEC 12
21030 0190	TEC 12
21030 0200	TEC 12
21030 0220	TEC 12
21030 0230	TEC 12
21030 0240	TEC 12
21030 0260	TEC 12
21030 0270	TEC 12
21030 0280	TEC 12
21030 0300	TEC 12
21030 0310	TEC 13
21030 0320	TEC 13
21030 0340	TEC 13
21030 0350	TEC 13
21030 0360	TEC 13
21030 0380	TEC 13
21030 0390	TEC 12
21030 0400	TEC 12
21030 0410	TEC 12
21030 0420	TEC 12
21031 0020	479
21031 0030	479
21031 0040	479
21031 0060	479
21031 0070	479
21031 0080	479
21031 0100	479
21031 0110	479/481
21031 0120	479/481
21031 0140	479/481
21031 0150	479
21031 0160	479
21031 0180	479
21031 0190	479
21031 0200	479
21031 0220	479
21031 0230	479
21031 0240	479
21031 0260	479
21031 0270	479
21031 0280	479
21031 0300	479
21031 0390	479
21031 0400	479
21031 0410	479
21031 0420	479
21031 0430	TEC 13
21031 0440	TEC 13
21031 0450	TEC 13
21031 0460	TEC 13
21031 0470	TEC 13
21031 0480	TEC 13
21031 0490	TEC 13
21031 0500	TEC 13
21031 0510	TEC 13
21032 0010	TEC 28
21032 0020	TEC 7
21032 0030	TEC 9
21032 0040	TEC 9
21032 0065	TEC 6
21032 0075	TEC 6
21032 0085	TEC 6
21032 0090	TEC 6
21032 0120	TEC 28
21032 0130	TEC 28
21032 0145	TEC 28
21034 0010	627
213 19 08	TEC 36
213 19 09	TEC 36
213 19 10	TEC 36
213 45 10 811 932	585
213 45 15	584
213 45 212	585
213 45 2125	585
213 45 811 932	584
213 46 10 811 932	585
213 46 15	584
213 46 811 932	584
213 47 112	589
213 47 122	589
213 47 811 931	586
213 47 811 932	586
213 47 811 933	586
213 473 811 930	587
213 474 811 930	587
213 48 811 931	586
213 48 811 932	586
213 48 811 933	586
213 483 811 930	587
213 484 811 930	587
213 49 811 931	586
213 49 811 932	586
213 49 811 933	586
213 50 10	TEC 36
213 501 811 932	588
213 502 931	588
216 12 00	TEC 36
216 12 01	TEC 36
216 12 02	TEC 36
216 14 35	TEC 36
220 74 811 930	609
220 77 811 930	609
222 121 12	623
222 123 12	623
222 126 12	623
223 00 10	617
223 00 12	617
223 122 83	605
223 126 83	605
223 13 811 930	555
223 16 811 930	619
223 17 811 930	619
223 24 83	603
223 26 83	603
223 34 83	603
223 36 83	603
223 53 812 930	555
223 54 83	537
223 55 83	537
223 751 811 922 ED8	317/551
223 751 811 932 ED8	317/551
223 752 811 922 ED8	317/551
223 752 811 932 ED8	317/551
223 753 01	317
223 753 811 922 ED8	317
223 753 811 932 ED8	317
225 20 18112	553
225 20 18212	553
225 20 811 930	553
225 20 812 930	553
22519 9210	124
22519 9310	124
22525 9210	125
22525 9310	125
22528 9210	124
22528 9310	124
22532 9210	125
22532 9310	125
22534 9210	307
22534 9310	307
22535 9210	307
22535 9310	307
22536 9210	307
22536 9310	307
22614 9200	321/547
22614 9300	321/547
22615 9200	321/547
22615 9300	321/547
22618 9200	321/547
22618 9300	321/547
22619 9200	321/547
22619 9300	321/547
22620 9200	615
22620 9300	615
22621 9200	615
22621 9300	615
22622 9200	615
22622 9300	615
22623 9200	615
22623 9300	615
22624 9200	615
22624 9300	615
22625 9200	615
22625 9300	615
22626 9200	615
22626 9300	615
22627 9200	615
22627 9300	615
22628 9200	615
22628 9300	615
22629 9200	615
22629 9300	615
229 01 01	TEC 37/617/619
229 01 02	TEC 37/613
229 01 03	TEC 37/609/623
229 01 04	TEC 37/605
229 01 11	TEC 37/599/603/621
229 01 12	TEC 37/609/615
229 01 16	TEC 37/569/571
229 02 01	TEC 37/617/619
229 02 02	TEC 37/613
229 02 03	TEC 37/607
229 02 07	TEC 37/609/615
229 02 11	TEC 37/627
23110 0040	FOLD-OUT LEFT
23110 0050	FOLD-OUT LEFT
23110 0060	FOLD-OUT LEFT
23111 9210	152
23111 9220	152
23111 9230	152
23111 9310	152
23111 9320	152
23111 9330	152
23112 9010	152
23112 9020	152
23112 9030	152
23114 9210	152
23114 9220	152
23114 9230	152
23114 9310	152
23114 9320	152
23114 9330	152
23115 9010	152
23115 9020	152
23115 9030	152
23117 9210	153
23117 9220	153
23117 9230	153
23117 9310	153
23117 9320	153
23117 9330	153
23118 9010	153
23118 9020	153
23118 9030	153
23120 9210	153
23120 9220	153
23120 9230	153
23120 9310	153
23120 9320	153
23120 9330	153
23121 9010	153
23121 9020	153
23121 9030	153
23123 9210	406
23123 9220	406
23123 9230	406
23123 9310	406
23123 9320	406
23123 9330	406
23124 9215	406
23124 9225	406
23124 9235	406
23124 9315	406
23124 9325	406
23124 9335	406
23125 9010	406
23125 9020	406
23125 9030	406
23126 9015	406

23126 9025 406
23126 9035 406
23129 9210 407
23129 9220 407
23129 9230 407
23129 9310 407
23129 9320 407
23129 9330 407
23130 9215 407
23130 9225 407
23130 9235 407
23130 9315 407
23130 9325 407
23130 9335 407
23131 9010 407
23131 9020 407
23131 9030 407
23132 9015 407
23132 9025 407
23132 9035 407
23135 9210 406
23135 9220 406
23135 9230 406
23135 9310 406
23135 9320 406
23135 9330 406
23136 9215 406
23136 9225 406
23136 9235 406
23136 9315 406
23136 9325 406
23136 9335 406
23137 9010 406
23137 9020 406
23137 9030 406
23138 9015 406
23138 9025 406
23138 9035 406
23141 9210 407
23141 9220 407
23141 9230 407
23141 9310 407
23141 9320 407
23141 9330 407
23142 9215 407
23142 9225 407
23142 9235 407
23142 9315 407
23142 9325 407
23142 9335 407
23143 9010 407
23143 9020 407
23143 9030 407
23144 9015 407
23144 9025 407
23144 9035 407
23147 9218 155
23147 9228 155
23147 9238 155
23147 9318 155
23147 9328 155
23147 9338 155
23148 9018 155
23148 9028 155
23148 9038 155
23149 9218 155
23149 9228 155
23149 9238 155
23149 9318 155
23149 9328 155
23149 9338 155
23150 9018 155
23150 9028 155
23150 9038 155
232 01 09 519
232 012 82 559
232 012 83 559
232 02 09 565
232 03 09 565
232 08 831 571
232 09 831 593
232 10 00 FOLD-OUT LEFT
232 10 03 FOLD-OUT LEFT
232 111 00 295
232 112 82 295/559
232 112 83 295/559
232 12 933 571
232 13 933 593
232 20 83 569
232 20 99 569/571
232 211 00 295
232 212 82 295/559
232 212 83 295/559
232 213 00 295/559
232 318 83 297/561
232 321 00 297
232 432 83 607
232 472 83 607
232 492 83 607
232 659 83 607
232 712 82 297/561
232 712 83 297/561
232 722 83 607
232 742 83 607
232 772 83 607
232 812 82 297/561
232 812 83 297/561
23210 9220 408
23210 9320 408
23211 9225 408
23211 9325 408
23212 9220 409
23212 9320 409
23213 9225 409
23213 9325 409
23215 9025 413
23215 9035 413
23230 9200 415
23230 9300 415
23231 9205 415
23231 9305 415
23232 9200 415
23232 9300 415
23233 9205 415
23233 9305 415
23240 9220 418
23240 9230 418
23240 9320 418
23240 9330 418
23241 9225 418
23241 9235 418
23241 9325 418
23241 9335 418
23242 9200 418
23242 9300 418
23243 9205 418
23243 9305 418
23244 9210 416
23244 9310 416
23245 9215 416
23245 9315 416
23246 9210 416
23246 9310 416
23247 9215 416
23247 9315 416
23248 9220 416
23248 9320 416
23249 9225 416
23249 9325 416
23250 9210 417
23250 9310 417
23251 9215 417
23251 9315 417
23252 9220 417
23252 9320 417
23253 9225 417
23253 9325 417
23258 9220 411
23258 9230 411
23258 9320 411
23258 9330 411
23259 9225 411
23259 9235 411
23259 9325 411
23259 9335 411
23260 9220 411
23260 9230 411
23260 9320 411
23260 9330 411
23261 9225 411
23261 9235 411
23261 9325 411
23261 9335 411
23266 8220 402
23266 8320 402
23267 8225 402
23267 8325 402
23268 8220 402
23268 8320 402
23269 8225 402
23269 8325 402
23270 9210 401
23270 9220 401
23270 9310 401
23270 9320 401
23271 9215 401
23271 9225 401
23271 9315 401
23271 9325 401
23272 9210 401
23272 9220 401
23272 9310 401
23272 9320 401
23273 9215 401
23273 9225 401
23273 9315 401
23273 9325 401
23274 9220 413
23274 9230 413
23274 9320 413
23274 9330 413
23275 9225 413
23275 9235 413
23275 9325 413
23275 9335 413
23276 9020 413
23276 9030 413
23277 9025 413
23277 9035 413
23278 9210 414
23278 9220 414
23278 9230 414
23278 9310 414
23278 9320 414
23278 9330 414
23279 9215 414
23279 9225 414
23279 9235 414
23279 9315 414
23279 9325 414
23279 9335 414
23280 9220 408
23280 9320 408
23281 9225 408
23281 9325 408
23282 9220 409
23282 9320 409
23283 9225 409
23283 9325 409
23284 9220 411
23284 9230 411
23284 9320 411
23284 9330 411
23285 9225 411
23285 9235 411
23285 9325 411
23285 9335 411
23292 9015 414
23292 9025 414
23292 9035 414
23300 9920 383/389/393
23301 0000 377
23301 0690 377
23303 9000 397
23304 9000 397
23305 9000 397
23306 9000 397
23307 9005 397
23308 9005 397
23309 9005 397
23310 9005 397
23311 9220 408
23311 9320 408
23312 9225 408
23312 9325 408
23313 9220 409
23313 9320 409
23314 9225 409
23314 9325 409
23315 9220 411
23315 9230 411
23315 9320 411
23315 9330 411
23316 9225 411
23316 9235 411
23316 9325 411
23316 9335 411
23317 9220 411
23317 9230 411
23317 9320 411
23317 9330 411
23318 9225 411
23318 9235 411
23318 9325 411
23318 9335 411
23323 9220 413
23323 9230 413
23323 9320 413
23323 9330 413
23324 9225 413
23324 9235 413
23324 9325 413
23324 9335 413
23325 9020 413
23325 9030 413
23326 9025 413
23326 9035 413
23327 9210 414
23327 9220 414
23327 9230 414
23327 9310 414
23327 9320 414
23327 9330 414
23328 9215 414
23328 9225 414
23328 9235 414
23328 9315 414
23328 9325 414
23328 9335 414
23331 9025 413
23331 9035 413
23332 9200 415
23332 9300 415
23347 0005 397
23348 0005 397
23349 0005 397
23350 0005 397
23351 9225 418
23351 9235 418
23351 9325 418
23351 9335 418
23352 9205 418
23352 9305 418
23353 9215 419
23353 9315 419
23354 9205 419
23354 9305 419
23355 9215 401
23355 9225 401
23355 9235 401
23355 9315 401
23355 9325 401
23355 9335 401
23358 0000 382
23358 0010 382
23358 0020 382
23358 0030 382
23358 0320 382
23358 0620 382/393
23358 1410 382
23358 1510 382/385/388/391/393
23358 1520 382/385/388/391/393
23358 1540 383/385
23358 9640 382
23358 9810 385
23358 9820 385
23358 9830 385
23359 0000 388
23359 0010 388
23359 0020 388
23359 0030 388
23359 0320 388
23359 0510 382/388/391/393
23359 0620 388
23359 0690 388
23359 0700 388
23359 1410 388/393
23359 2120 383/389/391/393
23359 2140 383/389/391/393
23359 2160 389/393
23359 2220 383/389/391/393
23359 2240 383/389/391/393
23359 2260 389/393
23359 2340 389/393
23359 2440 389/393
23359 9640 388
23360 9015 414
23360 9025 414
23360 9035 414
23362 9225 416
23362 9325 416
23363 9215 417
23363 9315 417
23364 9225 417
23364 9325 417
23365 9210 416
23365 9310 416
23366 9210 417
23366 9310 417
23367 9205 398
23367 9305 398
23368 9205 398
23368 9305 398
23369 9205 398
23369 9305 398
23370 9205 399

INDEX

BY REFERENCE

23370 9305	399
23371 9215	416
23371 9315	416
23372 9215	416
23372 9315	416
23373 9205	415
23373 9305	415
23374 0000	393
23374 0020	393
23374 0030	393
23374 0300	393
23374 0640	393
23375 0000	391
23375 0010	391
23375 0020	391
23375 0030	391
23375 0300	391
23375 0620	391
23376 9200	396
23376 9300	396
23377 0030	382/391
23377 0040	383
23377 0050	383
23378 9200	415
23378 9300	415
23379 9205	415
23379 9305	415
23380 0030	389
23380 004W	389
23380 0050	389
23380 0060	383/389/391/393
23380 007W	383/389/391/393
23381 9220	396
23381 9320	396
23382 9225	396
23382 9325	396
23383 9220	396
23383 9320	396
23384 9225	396
23384 9325	396
23385 9220	408
23385 9320	408
23386 9225	408
23386 9325	408
23387 9220	409
23387 9320	409
23388 9225	409
23388 9325	409
23389 9220	411
23389 9230	411
23389 9320	411
23389 9330	411
23390 9225	411
23390 9235	411
23390 9325	411
23390 9335	411
23610 9310	353
23610 9311	353
23610 9315	353
23610 931P	353
23610 931W	353
23610 9410	353
23610 9411	353
23610 9415	353
23610 941P	353
23610 941W	353
23611 9310	353
23611 9311	353
23611 9315	353
23611 931P	353
23611 931W	353
23611 9410	353
23611 9411	353
23611 9415	353
23611 941P	353
23611 941W	353
23612 9310	353
23612 9311	353
23612 9315	353
23612 931P	353
23612 931W	353
23612 9410	353
23612 9411	353
23612 9415	353
23612 941P	353
23612 941W	353
23613 0010	353
23613 0020	353
23613 0030	353
23613 0040	353
23613 0050	353
23613 0060	353
23613 0070	353
23613 0080	353
23613 0090	353
23613 0100	353
23613 0120	353
23613 0140	353
23613 0160	353
23613 0170	353
23613 0180	353
23613 0190	353
23613 0200	353
23613 0220	353
23613 0230	353
23613 0240	353
23613 0250	353/355
23613 0260	353/355
23613 0270	353/355
23614 9310	355
23614 9311	355
23614 931P	355
23614 931W	355
23614 9410	355
23614 9411	355
23614 941P	355
23614 941W	355
23615 9311	355
23615 9315	355
23615 931P	355
23615 931W	355
23615 9411	355
23615 9415	355
23615 941P	355
23615 941W	355
23616 9310	355
23616 9311	355
23616 9315	355
23616 931P	355
23616 931W	355
23616 9410	355
23616 9411	355
23616 9415	355
23616 941P	355
23616 941W	355
23710 0010	61
23710 0020	61
23711 9220	61
23711 9320	61
23712 0010	283
23712 0020	283
23713 9200	283
23713 9300	283
23714 9200	283
23714 9300	283
23910 0000	251
23911 0000	251
23912 0000	251
23913 0000	251
23914 0000	251
23915 0000	251
23916 0000	251
23917 0000	251
23918 0000	251
23919 0000	251
23920 0000	251
23921 0000	251
23922 0000	251
23923 0000	251
23924 0000	251
23925 0000	251
23926 9230	250
23927 9230	250
23928 9230	250
23929 9230	250
23930 9230	250
23931 9230	250
23932 9230	250
23933 9230	250
23934 9230	250
23935 9230	250
23936 9230	250
23937 9230	250
23938 9230	250
23939 9230	250
23940 9230	250
23941 9230	250
23942 0018	250/255
23943 0010	250/255
23943 0020	255/257
23943 0030	247
23943 0030	247/255/257
23944 0010	250/255
23945 0010	250
23945 0020	250
24010 0000	261
24011 0000	261
24013 0000	259
24014 0000	259
24015 0000	261
24016 0000	259
24017 0000	259
24018 9200	573
24018 9300	573
24019 9200	573
24019 9300	573
24020 9200	573
24020 9300	573
24110 9210	173
24110 9220	173
24110 9310	173
24110 9320	173
24111 9210	173
24111 9220	173
24111 9310	173
24111 9320	173
24112 9210	171
24112 9210	75
24112 9220	171
24112 9220	75
24112 9310	171
24112 9310	75
24112 9320	171
24112 9320	75
24113 9210	171
24113 9220	171
24113 9310	171
24113 9320	171
24115 0000	75
24116 0000	75
24117 0000	75
24118 9220	177
24118 9320	177
24119 9228	177
24119 9328	177
24120 9228	177
24120 9328	177
24121 9220	179
24121 9230	179
24121 9320	179
24121 9330	179
24123 9220	179
24123 9230	179
24123 9320	179
24123 9330	179
24125 9220	180
24125 9230	180
24125 9320	180
24125 9330	180
24127 9220	180
24127 9230	180
24127 9320	180
24127 9330	180
24129 9228	181
24129 9238	181
24129 9328	181
24129 9338	181
24130 9228	181
24130 9238	181
24130 9328	181
24130 9338	181
24133 9220	177
24133 9320	177
24134 9220	180
24134 9230	180
24134 9320	180
24134 9330	180
24136 9220	180
24136 9230	180
24136 9320	180
24136 9330	180
24138 9228	181
24138 9238	181
24138 9328	181
24138 9338	181
24140 9228	181
24140 9238	181
24140 9328	181
24140 9338	181
24142 9220	179
24142 9230	179
24142 9320	179
24142 9330	179
24144 0010	TEC 34
24144 0020	TEC 34
24144 0030	FOLD-OUT LEFT
24144 0040	FOLD-OUT LEFT
24144 0050	TEC 33/179
24145 9228	177
24145 9328	177
24147 9210	563
24147 9310	563
24148 9210	563
24148 9310	563
24210 9210	20
24210 9220	20
24210 9230	20
24210 9310	20
24210 9320	20
24210 9330	20
24211 9210	20
24211 9220	20
24211 9230	20
24211 9310	20
24211 9320	20
24211 9330	20
24212 9020	20
24213 0010	TEC 34
24213 0020	TEC 34
24213 0030	TEC 34
24213 0040	TEC 34
24213 0050	FOLD-OUT LEFT
24213 0060	FOLD-OUT LEFT
24213 0070	FOLD-OUT LEFT
24213 0080	TEC 34
24213 0090	FOLD-OUT LEFT
24213 0100	FOLD-OUT LEFT
24214 9210	23
24214 9220	23
24214 9230	23
24214 9310	23
24214 9320	23
24214 9330	23
24215 9210	23
24215 9220	23
24215 9230	23
24215 9310	23
24215 9320	23
24215 9330	23
24216 9020	23
24217 9210	21
24217 9220	21
24217 9230	21
24217 9310	21
24217 9320	21
24217 9330	21
24218 9210	21
24218 9220	21
24218 9230	21
24218 9310	21
24218 9320	21
24218 9330	21
24219 9020	21
24220 9210	20
24220 9310	20
24221 9020	20
24222 9020	23
24223 9020	21
24224 9210	23
24224 9310	23
24225 9210	21
24225 9310	21
24413 0000	379
24414 8225	402
24414 8325	402
24415 9225	403
24415 9325	403
24416 9025	403
24417 8225	402
24417 8325	402
24418 9225	403
24418 9325	403

24419 8225 402
24419 8325 402
24426 9200 415
24426 9300 415
24427 9205 415
24427 9305 415
24428 9200 415
24428 9300 415
24429 9205 415
24429 9305 415
24430 9220 411
24430 9230 411
24430 9320 411
24430 9330 411
24431 9225 411
24431 9235 411
24431 9325 411
24431 9335 411
24434 9220 413
24434 9230 413
24434 9320 413
24434 9330 413
24435 9225 413
24435 9235 413
24435 9325 413
24435 9335 413
24436 9020 413
24436 9030 413
24437 9025 413
24437 9035 413
24438 9210 414
24438 9220 414
24438 9230 414
24438 9310 414
24438 9320 414
24438 9330 414
24439 9215 414
24439 9225 414
24439 9235 414
24439 9315 414
24439 9325 414
24439 9335 414
24440 9220 411
24440 9230 411
24440 9320 411
24440 9330 411
24441 9225 411
24441 9235 411
24441 9325 411
24441 9335 411
24445 9025 413
24445 9035 413
24446 9015 414
24446 9025 414
24446 9035 414
24511 9208 301
24511 9308 301
24512 9208 301
24512 9308 301
24610 9210 345
24610 9215 345
24610 9230 345
24610 9235 345
24610 9310 345
24610 9315 345
24610 9330 345
24610 9335 345
24611 0010 TEC 34
24611 0050 FOLD-OUT LEFT
24611 0060 FOLD-OUT LEFT
24611 0070 FOLD-OUT LEFT
24611 0090 FOLD-OUT LEFT
24611 0100 TEC 34
24611 0150 FOLD-OUT LEFT
24611 0160 FOLD-OUT LEFT
24611 0170 FOLD-OUT LEFT
24611 0190 FOLD-OUT LEFT
24611 0200 FOLD-OUT LEFT
24611 0210 FOLD-OUT LEFT
24611 0220 343
24611 0230 343
24611 0240 343
24612 9210 345
24612 9215 345
24612 9220 345
24612 9225 345
24612 9230 345
24612 9235 345
24612 9310 345
24612 9315 345
24612 9320 345
24612 9325 345
24612 9330 345
24612 9335 345
24621 9210 187
24621 9220 187
24621 9230 187
24621 9310 187
24621 9320 187
24621 9330 187
24622 9010 187
24622 9020 187
24622 9030 187
24623 9210 187
24623 9220 187
24623 9230 187
24623 9310 187
24623 9320 187
24623 9330 187
24624 9010 187
24624 9020 187
24624 9030 187
24625 9210 343
24625 9215 343
24625 9220 343
24625 9225 343
24625 9230 343
24625 9235 343
24625 9310 343
24625 9315 343
24625 9320 343
24625 9325 343
24625 9330 343
24625 9335 343
24626 9210 343
24626 9215 343
24626 9220 343
24626 9225 343
24626 9230 343
24626 9235 343
24626 9310 343
24626 9315 343
24626 9320 343
24626 9325 343
24626 9330 343
24626 9335 343
24629 9015 343
24629 9025 343
24629 9035 343
24811 9220 224
24811 9320 224
24812 9220 224
24812 9320 224
24813 9220 224
24813 9320 224
24814 0010 225
24814 0011 225
24814 0015 225
24814 0020 224
24814 0030 224
24815 9220 225
24815 9320 225
24816 9220 225
24816 9320 225
24817 9220 225
24817 9320 225
24818 9220 225
24818 9320 225
24819 9220 225
24819 9320 225
24820 9220 225
24820 9320 225
25010 9210 131
25010 9220 131
25010 9310 131
25010 9320 131
25011 9210 131
25011 9220 131
25011 9310 131
25011 9320 131
25012 9210 131
25012 9220 131
25012 9310 131
25012 9320 131
25013 9210 131
25013 9220 131
25013 9310 131
25013 9320 131
25014 9210 129
25014 9220 129
25014 9310 129
25014 9320 129
25015 9210 129
25015 9220 129
25015 9310 129
25015 9320 129
251 67 20 141
251 67 44 141
251 67 811 922 ED8 517
251 67 811 922 WDL 138
251 67 811 932 ED8 517
251 67 811 932 WDL 138
251 67 812 922 ED8 517
251 67 812 932 ED8 517
251 70 03 01 FOLD-OUT LEFT
251 70 03 04 FOLD-OUT LEFT
251 70 03 05 FOLD-OUT LEFT
251 70 811 922 136
251 70 811 922 ED8 136
251 70 811 922 ED8 136/517
251 70 811 922 WDL 136
251 70 811 932 136
251 70 811 932 ED8 136
251 70 811 932 ED8 136/517
251 70 811 932 WDL 136
251 71 21 921 137
251 71 21 921 ED1 137
251 71 21 923 137
251 71 21 923 ED1 137
251 71 21 931 137
251 71 21 931 ED1 137
251 71 21 933 137
251 71 21 933 ED1 137
251 72 21 921 139
251 72 21 921 ED1 139
251 72 21 923 139
251 72 21 923 ED1 139
251 72 21 931 139
251 72 21 931 ED1 139
251 72 21 933 139
251 72 21 933 ED1 139
251 73 21 921 137
251 73 21 923 137
251 73 21 931 137
251 73 21 933 137
251 77 811 922 ED8 136
251 77 811 932 ED8 136
251 77 82 71
251 77 83 71
251 81 82 71
251 81 83 71
25211 9210 63
25211 9220 63
25211 9230 63
25211 9310 63
25211 9320 63
25211 9330 63
25213 9210 63
25213 9220 63
25213 9230 63
25213 9310 63
25213 9320 63
25213 9330 63
25214 9210 63
25214 9220 63
25214 9230 63
25214 9310 63
25214 9320 63
25214 9330 63
25216 9210 63
25216 9220 63
25216 9230 63
25216 9310 63
25216 9320 63
25216 9330 63
25312 9200 541
25312 9300 541
25314 9200 541
25314 9300 541
25510 0010 228
25510 0015 228
25510 0020 228
25510 0025 228
25510 0030 228
25510 0045 228
25510 0375 228
25510 0385 228
25510 0395 228
25510 0405 228
25510 0415 228
25510 0420 228
25510 0430 228
25510 0440 228
25510 0450 228
25510 0460 228
25511 8320 229
25511 8420 229
25512 8320 229
25512 8420 229
25513 8320 229
25513 8420 229
25514 8320 229
25514 8420 229
25515 8320 229
25515 8420 229
25516 8320 229
25516 8420 229
25517 8320 229
25517 8420 229
25518 8320 229
25518 8420 229
25519 8320 229
25519 8420 229
25520 8320 229
25520 8420 229
25521 8320 229
25521 8420 229
25522 8320 229
25522 8420 229
25523 8320 228
25523 8420 228
25524 8320 228
25524 8420 228
25525 8320 228
25525 8420 228
25526 8320 228
25526 8420 228
25527 8320 228
25527 8420 228
25528 8320 228
25528 8420 228
25610 0020 247
25611 0000 247
25811 0000 257
25812 9208 256
25813 0000 257
25814 0000 257
25815 9208 256
25816 0000 257
25817 0000 254
25818 0000 254
25819 9230 254
25820 9230 254
25821 0000 254
25822 0000 254
25823 9230 254
25824 9230 254
26000 9310 595
26000 9320 595
26000 9330 595
26000 9340 595
26000 9350 595
26000 9360 595
26000 9370 595
26000 9380 595
26000 9390 595
26001 9310 597
26001 9320 597
26001 9330 597
26001 9340 597
26001 9350 597
26001 9360 597
26001 9370 597
26001 9380 597
26001 9390 597
26010 9310 595
26010 9320 595
26010 9330 595
26010 9340 595
26010 9350 595
26010 9360 595
26010 9370 595
26010 9380 595
26010 9390 595
26011 9310 597
26011 9320 597
26011 9330 597
26011 9340 597
26011 9350 597
26011 9360 597
26011 9370 597
26011 9380 597
26011 9390 597
26070 0010 597
26070 0020 595
26070 0030 595
26070 0040 595
26070 0050 595
26070 0060 595
26100 9310 595
26100 9320 595
26101 9310 597
26101 9320 597
26110 9310 595
26110 9320 595
26111 9310 597

INDEX

BY REFERENCE

26111 9320	597
26210 0020	163/405
26213 9200	163
26213 9300	163
26214 9208	163
26214 9308	163
26215 9208	163
26215 9308	163
26216 9200	405
26216 9300	405
26217 9205	405
26217 9305	405
26218 9200	405
26218 9300	405
26219 9205	405
26219 9305	405
26220 9200	405
26220 9300	405
26221 9205	405
26221 9305	405
26222 9200	405
26222 9300	405
26223 9205	405
26223 9305	405
26311 8210	37
26311 8230	37
26311 8310	37
26311 8330	37
26311 9210	37
26311 9230	37
26311 9310	37
26311 9330	37
26312 8210	37
26312 8230	37
26312 8310	37
26312 8330	37
26312 9210	37
26312 9230	37
26312 9310	37
26312 9330	37
26313 8210	38
26313 8230	38
26313 8310	38
26313 8330	38
26313 9210	38
26313 9230	38
26313 9310	38
26313 9330	38
26314 8210	38
26314 8230	38
26314 8310	38
26314 8330	38
26314 9210	38
26314 9230	38
26314 9310	38
26314 9330	38
26315 8210	37
26315 8230	37
26315 8310	37
26315 8330	37
26315 9210	37
26315 9230	37
26315 9310	37
26315 9330	37
26316 8210	37
26316 8230	37
26316 8310	37
26316 8330	37
26316 9210	37
26316 9230	37
26316 9310	37
26316 9330	37
26317 8210	38
26317 8230	38
26317 8310	38
26317 8330	38
26317 9210	38
26317 9230	38
26317 9310	38
26317 9330	38
26318 8210	38
26318 8230	38
26318 8310	38
26318 8330	38
26318 9210	38
26318 9230	38
26318 9310	38
26318 9330	38
26319 8210	39
26319 8230	39
26319 8310	39
26319 8330	39
26319 9210	39
26319 9230	39
26319 9310	39
26319 9330	39
26320 8210	39
26320 8230	39
26320 8310	39
26320 8330	39
26320 9210	39
26320 9230	39
26320 9310	39
26320 9330	39
26410 0010	TEC 33/15
26411 9200	15
26411 9300	15
26510 0010	239
26510 0020	239
26511 7324	238
26511 7424	238
26512 7324	238
26512 7424	238
26513 7324	238
26513 7424	238
26514 7320	238
26514 7420	238
26515 7320	238
26515 7420	238
26516 7320	238
26516 7420	238
26610 0010	TEC 34
26611 9220	167
26611 9230	167
26611 9320	167
26611 9330	167
26612 9228	167
26612 9238	167
26612 9328	167
26612 9338	167
26613 9228	167
26613 9238	167
26613 9328	167
26613 9338	167
26614 9228	167
26614 9238	167
26614 9328	167
26614 9338	167
26615 9220	404
26615 9230	404
26615 9320	404
26615 9330	404
26616 9220	404
26616 9230	404
26616 9320	404
26616 9330	404
26617 9225	404
26617 9235	404
26617 9325	404
26617 9335	404
26618 9225	404
26618 9235	404
26618 9325	404
26618 9335	404
26713 9220	165
26713 9230	165
26713 9320	165
26713 9330	165
26714 9228	165
26714 9238	165
26714 9328	165
26714 9338	165
26715 9228	165
26715 9238	165
26715 9328	165
26715 9338	165
26716 9220	404
26716 9230	404
26716 9320	404
26716 9330	404
26717 9225	404
26717 9235	404
26717 9325	404
26717 9335	404
26718 9220	404
26718 9230	404
26718 9320	404
26718 9330	404
26719 9225	404
26719 9235	404
26719 9325	404
26719 9335	404
26720 9220	404
26720 9230	404
26720 9320	404
26720 9330	404
26721 9225	404
26721 9235	404
26721 9325	404
26721 9335	404
26722 9220	404
26722 9230	404
26722 9320	404
26722 9330	404
26723 9225	404
26723 9235	404
26723 9325	404
26723 9335	404
26810 0015	231
26810 0025	231
26811 9220	232
26811 9320	232
26812 9220	234
26812 9320	234
26813 9225	233
26813 9325	233
26814 9225	235
26814 9325	235
26815 9225	235
26815 9325	235
26816 9225	235
26816 9325	235
26817 9220	232
26817 9320	232
26818 9220	234
26818 9320	234
26819 9225	233
26819 9325	233
26820 9225	235
26820 9325	235
26821 9225	233
26821 9325	233
26822 9220	232
26822 9320	232
26823 9220	234
26823 9320	234
26824 9220	231
26824 9320	231
26825 9220	231
26825 9320	231
26826 9220	231
26826 9320	231
26910 0010	TEC 33/65
26910 0030	TEC 34/65
26910 0040	TEC 34/65
26911 9220	65
26911 9230	65
26911 9320	65
26911 9330	65
26912 9220	65
26912 9230	65
26912 9320	65
26912 9330	65
270 11 161	TEC 31/35
270 11 186	TEC 31/293
270 11 187	TEC 31/535
270 11 188	TEC 31/285/531
270 11 191	TEC 31/285/531
270 11 192	TEC 31/285/531
270 11 195	TEC 31/291
270 11 196	TEC 31/291
270 63 06 93	323
270 63 12 93	323
270 73 075	601
270 73 130	601
270 75 060	325
270 75 100	325
27011 0050	423
27011 0060	423
27011 0310	423
27011 0630	423
27011 0670	423
27011 0910	423
27011 9910	421/423
27011 9920	421/423
27011 9930	421/423
27020 9220	424
27020 9320	424
27021 9225	424
27021 9325	424
27022 9220	424
27022 9320	424
27023 9225	424
27023 9325	424
27024 9220	425
27024 9230	425
27024 9320	425
27024 9330	425
27025 9225	425
27025 9235	425
27025 9325	425
27025 9335	425
27028 9220	424
27028 9320	424
27029 9225	424
27029 9325	424
27030 9220	424
27030 9320	424
27031 9225	424
27031 9325	424
27032 9220	425
27032 9230	425
27032 9320	425
27032 9330	425
27033 9225	425
27033 9235	425
27033 9325	425
27033 9335	425
271 04 92 ED8	305
271 04 93 ED8	305
271 05 92	305
271 05 93	305
271 08 92 ED8	305
271 08 93 ED8	305
27211 9220	169
27211 9320	169
27212 9220	169
27212 9320	169
27214 9220	169
27214 9320	169
27215 9220	169
27215 9320	169
27216 9220	169
27216 9320	169
27300 0020	421
27300 0030	421
27300 0300	421
27300 0640	421
27300 0650	421
27300 0910	421
27311 9220	424
27311 9320	424
27312 9225	424
27312 9325	424
27313 9220	424
27313 9320	424
27314 9225	424
27314 9325	424
27315 9220	425
27315 9230	425
27315 9320	425
27315 9330	425
27316 9225	425
27316 9235	425
27316 9325	425
27316 9335	425
27319 9220	424
27319 9320	424
27320 9225	424
27320 9325	424
27321 9220	424
27321 9320	424
27322 9225	424
27322 9325	424
27323 9220	425
27323 9230	425
27323 9320	425
27323 9330	425
27324 9225	425
27324 9235	425
27324 9325	425
27324 9335	425

274 86 2515 97
274 86 2515 ED1 97
274 86 2515 ED5 97
274 86 3224 97
274 86 3224 ED1 97
274 86 3224 ED5 97
274 87 2515 99
274 87 2515 ED1 99
274 87 2515 ED5 99
274 87 2610 83 521
274 87 3224 99
274 87 3224 ED1 99
274 87 3224 ED5 99
274 88 029 97
274 88 036 97
274 88 2515 99
274 88 2515 ADM 363
274 88 2515 ADM ED1 363
274 88 2515 ADM ED5 363
274 88 2515 ED1 99
274 88 2515 ED5 99
274 88 2610 83 521
274 88 3224 99
274 88 3224 ADM 363
274 88 3224 ADM ED1 363
274 88 3224 ADM ED5 363
274 88 3224 ED1 99
274 88 3224 ED5 99
274 89 06 26 ED5 103
274 89 06 26 WD 103
274 89 09 26 ED5 103
274 89 09 26 WD 103
274 89 12 26 ED5 103
274 89 12 26 WD 103
274 94 0710 107
274 94 1010 107
274 94 1310 107
274 95 06 26 ED5 107
274 95 06 26 WD 107
274 95 09 26 ED5 107
274 95 09 26 WD 107
274 95 12 26 ED5 107
274 95 12 26 WD 107
274 96 06 26 ED5 109
274 96 09 26 ED5 109
274 96 12 26 ED5 109
274 97 10 111
275 12 82 92 ED8 309
275 12 82 93 ED8 309
275 13 82 92 ED8 309
275 13 82 93 ED8 309
275 14 812 920 557
275 14 812 920 309
275 14 812 930 557
275 14 812 930 309
275 15 1902 ED8 311
275 15 93 311
275 161 93 ED8 303
275 162 93 ED1 303
27710 0010 TEC 33/47/49
27710 0020 TEC 33/50/52
27711 9210 47
27711 9220 47
27711 9230 47
27711 9310 47
27711 9320 47
27711 9330 47
27712 9020 47
27713 9210 47
27713 9220 47
27713 9230 47
27713 9310 47
27713 9320 47
27713 9330 47
27714 9020 47
27715 9210 49
27715 9310 49
27717 9210 49
27717 9310 49
27719 9210 50
27719 9220 50
27719 9230 50
27719 9310 50
27719 9320 50
27719 9330 50
27720 9020 50
27721 9210 50
27721 9220 50
27721 9230 50
27721 9310 50
27721 9320 50
27721 9330 50
27722 9020 50
27723 9210 51
27723 9220 51
27723 9230 51
27723 9310 51
27723 9320 51
27723 9330 51
27724 9020 51
27725 9210 51
27725 9220 51
27725 9230 51
27725 9310 51
27725 9320 51
27725 9330 51
27726 9020 51
27727 9210 52
27727 9310 52
27729 9210 52
27729 9310 52
27730 9200 53
27730 9300 53
27731 9200 399
27731 9300 399
27732 9205 399
27732 9305 399
278 25 22 315
278 25 23 315
278 26 22 549
278 27 22 549
278 71 12 L 299
278 71 12 R 299
27800 0000 477
27800 0310 477
27800 1410 477
27800 1490 477
27810 9300 599
279 61 811 930 567
279 61 812 930 567
279 72 20 136
279 773 811 921 189
279 773 811 931 189
279 776 811 922 ED8 189
279 776 811 932 ED8 189
27910 0010 88
27910 0020 88
27910 0030 88
27910 0040 88
27910 0050 88
27911 9300 88
27911 9304 88
27912 9300 88
27912 9304 88
27913 9300 88
27913 9304 88
27914 9005 88
27915 9005 88
27916 9005 88
27917 9300 89
27917 9304 89
27918 9300 89
27918 9304 89
27919 9300 89
27919 9304 89
27920 9005 89
27921 9005 89
27928 9300 90
27928 9304 90
27929 9300 90
27929 9304 90
27930 9300 90
27930 9304 90
27931 9300 359
27931 9305 359
27932 9300 359
27932 9305 359
27933 9005 359
27934 9005 359
27935 9300 357
27935 9305 357
27936 9300 357
27936 9305 357
27937 9300 357
27937 9305 357
27938 9300 418
27939 9305 418
27940 9300 418
27941 9305 418
27942 9300 418
27943 9305 418
27944 9005 418
27945 9005 418
27946 9005 418
27947 9300 418
27948 9305 418
27949 9300 418
27950 9305 418
27951 9300 418
27952 9305 418
27953 9005 418
27954 9005 418
27955 9005 418
28010 0050 88
28011 9300 88
28011 9304 88
28012 9300 88
28012 9304 88
28013 9300 88
28013 9304 88
28014 9005 88
28015 9005 88
28016 9005 88
28017 9300 89
28017 9304 89
28018 9300 89
28018 9304 89
28019 9300 89
28019 9304 89
28020 9005 89
28021 9005 89
28022 9300 90
28022 9304 90
28023 9300 90
28023 9304 90
28024 9300 90
28024 9304 90
28025 9300 90
28025 9304 90
28026 9300 90
28026 9304 90
28027 9300 90
28027 9304 90
28028 9300 90
28028 9304 90
28029 9300 90
28029 9304 90
28030 9300 90
28030 9304 90
28031 9300 359
28031 9305 359
28032 9300 359
28032 9305 359
28033 9005 359
28034 9005 359
28056 9304 91
28057 9304 91
28058 9304 91
28059 9005 91
28060 9005 91
28061 9005 91
28062 9304 91
28063 9304 91
28064 9304 91
28065 9005 91
28066 9005 91
28067 9005 91
28101 0000 444
28101 0310 444
28102 0000 444
28102 0310 444
28211 9300 263
28211 9304 263
28212 9300 263
28212 9304 263
28213 9300 263
28213 9304 263
28214 9300 263
28214 9304 263
285 501 124 ED8 193
285 501 224 ED8 193
285 501 324 ED8 193
286 67 01 245/418
286 67 02 245/418
286 67 03 245/418
286 67 811 920 ED8 245
286 67 811 930 ED8 245
300 24 060 449/457/461/465
300 24 060 449/457/464/465
300 24 060 ED1 449/457/461/464/465
300 24 060 ED1 449/457/461/465
300 24 150 ED5 457/461/464/465
300 48 060 217
300 48 350 ED1 TEC 24
300 48 350 ED5 TEC 24
300 48 350 MDL TEC 24
300 48 350 WDL TEC 25
300 48 500 ED1 TEC 24
300 48 500 ED5 TEC 24
300 48 500 MDL TEC 24
300 48 500 PRO ED1 428
300 48 500 PRO ED5 428
300 48 500 PRO WDL 428
300 48 500 WDL TEC 25
300 48 700 ED1 TEC 24
300 48 700 ED5 TEC 24
300 48 700 MDL TEC 24
300 48 700 PRO ED1 428
300 48 700 PRO ED5 428
300 48 700 PRO WDL 428
300 48 700 WDL TEC 25
300 89 12 71 TEC 29
300 89 24 150 TEC 23
300 89 48 100 TEC 23
300 89 48 240 TEC 23
300 90 003 ED1 TEC 28
300 90 003 ED5 TEC 28
300 90 004 ED5 TEC 5
300 90 004 ED8 TEC 5
300 90 005 TEC 5
300 90 006 TEC 5
300 90 007 TEC 5
300 90 009 TEC 7
300 90 010 TEC 28
300 90 011 TEC 9
300 90 012 TEC 9
300 90 013 TEC 18
300 90 014 TEC 18
300 90 015 TEC 18
300 90 016 ED1 TEC 5
300 90 017 TEC 18
300 90 018 TEC 18
300 90 019 TEC 8
300 90 110 283
300 90 124 TEC 21
300 90 125 TEC 21
300 90 126 TEC 29
300 90 127 215
300 90 128 215
300 90 129 215
300 90 130 215
300 90 131 215
300 90 132 215
300 90 133 215
300 90 135 TEC 21
300 90 136 TEC 22
300 90 137 TEC 5
300 90 148 TEC 20
300 90 24 ED2 TEC 28
300 90 311 TEC 8
300 90 312 TEC 7
300 90 330 TEC 28
300 90 331 TEC 28
300 90 332 TEC 28
300 90 61 TEC 21
300 90 63 TEC 22
300 90 64 TEC 21
300 90 67 TEC 25
300 90 68 TEC 21
300 90 69 TEC 22
300 90 91 283
300 90 915 ED5 TEC 20
300 90 915 ED8 TEC 20
300 91 51 92 441/445
300 91 51 93 441/445
300 91 51 94 441/445
300 94 017 83 428
300 94 050 83 428
300 94 100 83 428
300 94 93 04 428
302 10 32 535/591
302 10 34 535/591
302 19 21 TEC 31/535/591
302 19 22 TEC 31/535/591
302 20 21 TEC 31/313
302 20 22 TEC 31/313
302 20 32 535/591
302 20 34 535/591
302 201 820 291
302 201 830 291
302 202 820 291
302 202 830 291
302 22 811 922 42
302 22 811 932 42
302 23 811 922 42/511
302 23 811 932 42/511
304 04 01 TEC 33/287
304 04 15 92 287
304 04 15 93 287
304 05 01 TEC 33/289
304 05 12 289
304 05 13 289
304 05 98 TEC 31/289
304 05 99 TEC 31/289
304 17 02 313
304 17 04 313

INDEX

BY REFERENCE

304 17 52 543
304 30 12 285/531
304 31 12 285/531
304 32 01 83 285/531
304 32 02 83 285/531
304 32 96 TEC 34/285/531
304 33 811 930 285/531
304 33 96 TEC 34/285/531
308 07 03 822 205
308 07 03 832 205
308 07 05 00 205
308 07 06 822 205
308 07 06 832 205
308 12 06 822 205
308 12 06 832 205
308 12 07 00 205
308 12 12 822 205
308 12 12 832 205
308 17 08 822 205
308 17 08 832 205
308 17 10 00 205
308 17 16 822 205
308 17 16 832 205
308 21 02 83 ED8 197
308 21 03 83 ED8 197
308 22 02 83 ADM ED8 361
308 22 02 83 ED8 197
308 22 03 83 ADM ED8 361
308 22 03 83 ED8 197
308 24 99 197
308 241 03 83 ED8 197
309 107 38 13 TEC 11
309 107 38 23 TEC 11
309 107 38 32 TEC 11
309 109 01 27 TEC 10
309 109 02 27 TEC 10
309 109 03 27 TEC 10
309 109 04 27 TEC 10
309 109 05 27 TEC 10
309 109 06 27 TEC 10
321 107 93 214
321 109 93 214
321 112 93 214
321 117 93 214
321 207 93 214
321 209 93 214
321 212 93 214
321 217 93 214
321 407 93 215
321 409 93 215
321 412 93 215
321 507 93 215
321 509 93 215
321 512 93 215
321 55 205 ED1 211/215
321 55 207 ED1 211/215
321 55 307 ED5 211/215
321 55 312 ED1 211/ 215
321 55 317 ED1 215
321 96 1036 113
321 96 9528 ED1 113
328 10 01 TEC 35
328 10 02 TEC 35
328 10 03 TEC 35
328 12 01 485
328 12 06 485
328 18 43 106
328 18 43 ED1 106
328 18 43 TW ED5 106
328 22 22 243
328 22 22 ED1 243
328 23 23 205
328 24 61 106
328 24 91 106
328 25 43 110
328 25 43 ED 110
328 26 23 110
328 27 40 481
328 27 80 481
328 90 01 496/497/498
364 03 01 469
364 06 11 454
366 00 00 CL 469
366 00 00 SBL 469
371 00 00 475
371 06 01 475
371 06 06 475
371 06 16 475
372 01 00 427
372 01 06 05 427
372 01 06 06 427
372 01 06 090 427
372 01 06 10 427
372 01 06 11 427
372 01 06 150 427
372 01 06 16 427
375 00 00 454
375 03 01 454
375 06 06 454
376 00 00 467
376 03 01 467
376 06 06 467
376 14 01 467
377 20 21 494
377 20 26 494
377 98 51 494/495
377 98 56 494/495
377 99 51 494/495
377 99 56 494/495
381 00 00 455
381 01 00 00 455
381 01 03 01 455
381 03 01 455
382 00 00 454
382 03 01 454
388 01 22 523
388 01 32 523
388 01 42 523
389 01 00 00 494
389 01 03 01 494
389 01 06 01 494
389 01 06 06 495
389 01 620 12 E 497
389 01 620 12 ED1 497
389 01 620 12 ED2 497
389 01 620 24 E 497
389 01 620 24 ED1 497
389 01 620 24 ED2 497
389 011 243 E 243
389 011 243 ED1 243
389 011 483 E 243
389 011 483 ED1 243
389 02 00 00 495
389 02 03 01 495
389 02 05 SBL 497
389 02 06 PR 496
389 02 620 12 E 497
389 02 620 12 ED1 497
389 02 620 12 ED2 497
389 02 620 24 E 497
389 02 620 24 ED1 497
389 02 620 24 ED2 497
389 03 00 00 491
389 03 03 01 491
389 03 06 01 491
389 03 06 06 490
389 03 14 01 491
389 04 00 00 490
389 04 03 01 490
389 04 14 01 490
389 610 12 E 496
389 610 12 ED1 496
389 610 12 ED2 496
389 610 18 E 496
389 610 18 ED1 496
389 610 18 ED2 496
389 610 212 E 496
389 610 212 ED1 496
389 610 212 ED2 496
389 610 24 E 496
389 610 24 E EM1 497
389 610 24 ED1 496
389 610 24 ED1 EM1 497
389 610 24 ED2 496
389 610 24 ED2 EM1 497
389 610 26 18 ED5 496
389 610 26 24 ED5 496
389 610 26 30 ED5 496
389 610 26 36 ED5 496
389 610 26 48 ED5 496
389 610 30 E 496
389 610 30 ED1 496
389 610 30 ED2 496
389 610 36 E 496
389 610 36 ED1 496
389 610 36 ED2 496
389 610 48 E 496
389 610 48 ED1 496
389 610 48 ED2 496
389 611 923 499
389 611 933 499
389 612 923 499
389 612 933 499
389 613 06 E 496
389 613 09 E 496
389 613 12 E 496
389 613 12 E EM1 497
389 613 15 E 496
389 613 18 E 496
389 613 206 E 496
389 613 24 E 496
389 90 01 498
389 90 01 ED1 498
389 90 01 ED5 498
389 90 02 498
389 90 02 ED1 498
389 90 02 ED5 498
389 92 00 ED2 TEC 8/497
391 00 00 460
391 00 00 461
391 03 01 460
391 06 06 457/464
391 06 11 444/449/457/464
391 09 01 449/457/461/464
391 97 51 149/449/461/464
392 01 00 00 464
392 01 03 01 464
392 02 00 00 465
392 02 02 05 SBL 465
392 02 03 01 465
392 02 06 01 465
392 02 09 01 465
392 02 97 51 465
393 00 00 460
393 03 01 460
393 06 01 460
393 06 06 460
393 14 01 460
394 00 00 471
394 03 01 471/472/473
394 06 01 471
394 06 06 471
396 00 00 472
396 01 00 00 473
396 06 01 473
396 06 06 473
396 06 16 473
398 01 00 501
398 01 03 01 501
398 02 00 501
398 02 03 01 501
398 02 06 11 501
398 02 06 45 501
398 03 00 335/501
398 03 03 01 335/501
398 03 05 CL 335/430/479/501
398 03 05 SBL 335/430/479/501
398 03 06 11 501
398 03 06 45 501
399 01 00 485
399 01 02 05 SBL HE 487
399 01 02 08 SBL 487
399 01 02 15 SBL 487
399 01 03 01 485
399 02 02 05 SBL HE 487
399 02 03 01 485
399 03 00 484
399 03 03 01 484
399 03 14 01 484
399 06 01 484
399 06 06 485
399 610 12 E 487
399 610 12 ED1 487
399 610 12 ED2 487
399 610 18 E 487
399 610 18 ED1 487
399 610 18 ED2 487
399 610 24 E 487
399 610 24 ED1 487
399 610 24 ED2 487
399 610 30 E 487
399 610 30 ED1 487
399 610 30 ED2 487
399 610 36 E 487
399 610 36 ED2 487
399 610 48 E 487
399 610 48 ED2 487
399 613 06 E 487
399 613 09 E 487
399 613 12 E 487
399 613 15 E 487
399 613 18 E 487
399 613 24 E 487
399 98 51 485
399 98 56 485
399 99 51 485
399 99 56 485
400 03 01 FOLD-OUT LEFT
400 92 00 TEC 33/23
400 92 00 OFA TEC 33/23
404 00 00 481
404 03 01 481
404 09 01 481
404 12 93 241
404 12 93 ED1 241
404 20 93 241
404 20 93 ED1 241
404 20 93 ED5 241
404 24 100 481
404 24 60 ED1 481
413 03 01 FOLD-OUT LEFT
413 03 02 FOLD-OUT LEFT
413 03 03 FOLD-OUT LEFT
413 03 04 FOLD-OUT LEFT
413 03 05 FOLD-OUT LEFT
414 01 00 TEC 34
414 03 00 TEC 34
414 04 00 349
414 62 00 189
414 90 01 TEC 33/119/124/163/165/184/191
415 35 00 67
415 361 920 25
415 361 930 25
415 362 920 25
415 362 930 25
415 411 1902 61
415 411 811 921 61
415 411 811 922 61
415 411 811 931 61
415 411 811 932 61
415 412 1902 61
415 412 811 921 61
415 412 811 922 61
415 412 811 931 61
415 412 811 932 61
415 91 102 TEC 33/25
415 95 63 61
415 95 79 61
416 99 00 427
417 00 02 31
417 00 03 31
418 11 811 922 157
418 11 811 923 157
418 11 811 932 157
418 11 811 933 157
418 13 1902 157
418 161 822 MDL 221
418 161 832 MDL 221
418 162 822 MDL 221
418 162 832 MDL 221
418 163 01 221
418 163 02 221
418 163 822 MDL 221
418 163 832 MDL 221
418 21 811 922 157
418 21 811 923 157
418 21 811 932 157
418 21 811 933 157
418 23 1902 157
418 263 923 MDL 221
418 263 933 MDL 221
418 367 811 922 MDL 219
418 367 811 932 MDL 219
418 368 811 922 MDL 219
418 368 811 932 MDL 219
418 48 050 210/217
418 48 100 210/217
418 481 07 217
418 481 09 217
418 481 12 217
418 481 17 217
418 482 106 217

418 482 109 217
418 482 211 217
418 482 217 217
418 51 811 922 ED8 159
418 51 811 922 WDL 159
418 51 811 923 ED8 159
418 51 811 923 WDL 159
418 51 811 932 ED8 159
418 51 811 932 WDL 159
418 51 811 933 ED8 159
418 51 811 933 WDL 159
418 51 812 922 ED8 159
418 51 812 922 WDL 159
418 51 812 923 ED8 159
418 51 812 923 WDL 159
418 51 812 932 ED8 159
418 51 812 932 WDL 159
418 51 812 933 ED8 159
418 51 812 933 WDL 159
418 561 93 MDL 219
420 06 01 377/379
420 20 03 01 377
420 20 06 06 377
420 20 06 17 377
420 20 10 00 377
420 20 14 01 377/421
420 20 20 00 377
420 20 30 00 377
420 52 03 01 379
420 52 06 06 379
420 52 10 00 379
420 52 20 00 379
420 52 30 00 379
420 52 98 01 379
420 99 01 377/379/383/389/391/393
420 99 02 377/379
420 99 03 377/379/383/389/391/393
421 218 1822 MDL 402
421 218 1832 MDL 402
421 218 2822 MDL 402
421 218 2832 MDL 402
421 228 1902 D MDL 403
421 228 811 922 D MDL 403
421 228 811 932 D MDL 403
421 228 812 922 D MDL 403
421 228 812 932 D MDL 403
421 248 2822 MDL 402
421 248 2832 MDL 402
421 313 06 93 MDL 397
421 313 08 93 MDL 397
421 313 10 93 MDL 397
421 313 12 93 MDL 397
421 512 811 922 MDL 418
421 512 811 923 MDL 418
421 512 811 932 MDL 418
421 512 811 933 MDL 418
421 522 811 920 MDL 418
421 522 811 930 MDL 418
421 612 811 921 MDL 419
421 612 811 931 MDL 419
421 622 811 920 MDL 419
421 622 811 930 MDL 419
422 111 93 115
422 111 93 ED1 115
422 111 93 ED5 115
422 112 93 115
422 112 93 ED1 115
422 112 93 ED5 115
422 121 93 115
422 121 93 ED1 115
422 121 93 ED5 115
422 122 93 115
422 122 93 ED1 115
422 122 93 ED5 115
422 131 83 115
422 132 83 115
422 141 93 115
422 141 93 ED1 115
422 141 93 ED5 115
422 142 93 115
422 142 93 ED1 115
422 142 93 ED5 115
422 161 811 932 117
422 161 811 932 ED1 117
422 161 811 932 ED5 117
422 162 811 932 117
422 162 811 932 ED1 117
422 162 811 932 ED5 117
422 912 93 WDL 117
422 99 01 115/117
424 01 00 00 448
424 01 03 01 448
424 01 06 01 448
424 01 06 06 448
424 02 00 00 448
424 02 03 01 448
424 113 02 921 ED8 145
424 113 02 922 ED8 145
424 113 02 923 ED8 145
424 113 02 931 ED8 145
424 113 02 932 ED8 145
424 113 02 933 ED8 145
424 113 04 921 ED8 145
424 113 04 922 ED8 145
424 113 04 923 ED8 145
424 113 04 931 ED8 145
424 113 04 932 ED8 145
424 113 04 933 ED8 145
424 211 03 922 144
424 211 03 923 144
424 211 03 932 144
424 211 03 933 144
424 211 06 922 144
424 211 06 923 144
424 211 06 932 144
424 211 06 933 144
424 213 02 921 145
424 213 02 922 145
424 213 02 923 145
424 213 02 931 145
424 213 02 932 145
424 213 02 933 145
424 213 04 921 145
424 213 04 922 145
424 213 04 923 145
424 213 04 931 145
424 213 04 932 145
424 213 04 933 145
424 222 04 921 144
424 222 04 922 144
424 222 04 923 144
424 222 04 931 144
424 222 04 932 144
424 222 04 933 144
424 242 02 92 147
424 242 02 93 147
424 512 04 00 TEC 33/144
424 512 04 921 144
424 512 04 922 144
424 512 04 923 144
424 512 04 931 144
424 512 04 932 144
424 512 04 933 144
424 612 04 921 MDL 401
424 612 04 922 MDL 401
424 612 04 923 MDL 401
424 612 04 931 MDL 401
424 612 04 932 MDL 401
424 612 04 933 MDL 401
424 642 02 92 MDL 398
424 642 02 93 MDL 398
424 642 06 92 MDL 398
424 642 06 93 MDL 398
424 642 08 92 MDL 398
424 642 08 93 MDL 398
424 642 12 92 MDL 399
424 642 12 93 MDL 399
425 01 00 00 434
425 01 03 01 434
425 01 06 06 434
425 02 00 00 435
425 02 03 01 435
425 02 06 06 435
425 02 06 16 435
425 03 00 00 434
425 03 03 01 434
425 04 00 00 439
425 04 03 01 439
425 04 06 06 439
425 04 06 11 439
425 05 00 00 438
425 05 03 01 438
425 05 06 06 438
425 05 14 01 438
425 09 01 439
425 97 51 439
426 00 00 469
426 03 01 469
426 06 01 469
426 14 01 469
43 11 831 626
43 11 832 626
43 11 833 626
43 11 834 626
43 11 841 626
43 11 842 626
43 11 843 626
43 11 844 626
431 03 01 626/629
431 03 02 626/629
431 400 111 11 627
431 400 111 211 627
431 400 111 221 627
431 400 111 31 627
431 400 111 41 627
431 400 221 11 627
431 400 221 211 627
431 400 221 221 627
431 400 221 31 627
431 400 221 41 627
431 600 121 11 627
431 600 121 211 627
431 600 121 221 627
431 600 121 31 627
431 600 121 41 627
431 600 321 11 627
431 600 321 211 627
431 600 321 221 627
431 600 321 31 627
431 600 321 41 627
431 99 01 627
431 99 02 TEC 36
471 111 811 921 119
471 111 811 931 119
471 151 811 921 MDL 416
471 151 811 931 MDL 416
471 221 922 ED8 119
471 221 932 ED8 119
471 222 922 ED8 119
471 222 932 ED8 119
471 321 00 121
471 321 1902 ED8 121
471 321 811 922 ED8 121
471 321 811 932 ED8 121
471 322 00 121
471 322 1902 ED8 121
471 322 811 922 ED8 121
471 322 811 932 ED8 121
472 121 811 921 127
472 121 811 931 127
472 122 811 921 127
472 122 811 931 127
472 123 811 921 127
472 123 811 931 127
472 221 01 127
472 221 922 ED8 127
472 221 932 ED8 127
472 222 01 127
472 222 922 ED8 127
472 222 932 ED8 127
472 331 00 126
472 361 00 305
472 362 00 307
473 01 00 TEC 34
473 03 01 FOLD-OUT LEFT
473 03 04 FOLD-OUT LEFT
473 111 811 922 124
473 111 811 932 124
473 112 811 922 124
473 112 811 932 124
473 131 811 922 125
473 131 811 932 125
473 131 812 922 ED1 126
473 131 812 932 ED1 126
473 132 811 922 125
473 132 811 932 125
473 152 811 922 MDL 416
473 152 811 932 MDL 416
473 211 811 922 124
473 211 811 932 124
473 212 811 922 124
473 212 811 932 124
473 231 811 922 125
473 231 811 932 125
473 231 812 922 ED1 126
473 231 812 932 ED1 126
473 232 811 922 125
473 232 811 932 125
473 252 811 922 MDL 417
473 252 811 932 MDL 417

THE MAKING OF THE LIGHTING BIBLE

THE LIGHTING BIBLE 14 is entirely created in-house, by a dedicated team, supported by colleagues from all departments. Are you wondering how it all went down? We lift a tip of the veil with this behind-the-scenes footage.

No photographers were harmed during this period.

A special thank you to our coffee machine, who was always there for us.

We were instructed by our Art Director to write a kind thank you note towards him... So here it comes:

Lorem ipsum dolor sit amet, consectetur adipiscing elit. Donec in justo eu quam ultrices commodo. Vivamus posuere orci congue tortor pellentesque viverra. Pellentesque pharetra, mauris ut consectetur placerat, purus ex feugiat nibh, a commodo velit nibh a lacus. Hebban olla vogala nestas hagunnan hinase hic enda thu hoe mehr vogala hoe betera. Quisque in volutpat nisi, sed tristique mi. Integer ultrices massa nec sapien tristique suscipit. In pellentesque, leo Frituur Magalie fermentum, magna Sammie blandit nulla, a malesuada justo mauris ut tellus.







A FAMILY BUSINESS

Delta Light's success is built on the determination, passion, and talent of our global team. We hereby thank all of our colleagues and partners for their invaluable work.

The lighting industry is evolving and growing at very high speed.

As a family run business, we have a personal stake in keeping our clients happy. As such we are committed in making a difference through original designs, outstanding service levels, an eye for detail and personal contact and striving to be the best in all we do.

Our product development process is based on a combination of creativity and technological innovation. It is our mission to present to the world a portfolio of lighting solutions that satisfy people's desires and needs, realise peoples visions, whilst creating a perfect symbiosis between architecture, function and atmosphere.

Manufacturer Delta Light nv

Product Design - Research - Development: Delta Light Team & Nice 2C
Coordination - Concept: Delta Light Team & Nice 2C
Graphic Design - Realisation: Delta Light Team & Nice 2C

Finally, to everyone who contributed in some way
to the realisation of this Lighting Bible...
Thanks.

Copyright © Delta Light nv
DOC 100 00005
Made in Belgium

For the latest edition of the Lighting Bible, please visit
www.deltalight.com

All information in this catalogue is provided for information purposes only and Delta Light NV makes no representations about the accuracy or completeness of the information in this catalogue.
Delta Light NV may, in its sole discretion, revise the information and technical data contained herein at any time without notice. The catalogue does not contain any guarantee on the Delta Light NV products nor any warranty of merchantability or fitness for a particular purpose or use
All Delta Light products are supplied without lamps and any lamp data is given as a mere example.

The general terms & conditions of Delta Light NV shall be applicable on each sale of a Delta Light product.
Any trademarks, texts, images, graphics, designs and other information in this catalogue are the sole property and subject to the intellectual property rights of Delta Light NV and may not be copied, modified or used for any purpose without Delta Light's prior written consent.

WORLDWIDE

For additional product information,
technical downloads, project inspiration,
contact details and much more… please go to
www.deltalight.com

Whether you access the site via your desktop computer or mobile device, an inspiring platform opens up with up-to-date content, exciting images, extensive product information, upgraded user experience…
all in a fresh look & feel.

The **product search engine** will quickly guide you to the right product page, where you can download 3D files, Revit files, product data sheets, manual, IES files and drawings.

The **My Delta Light Toolbox**
helps you to quickly collect, save, download and share images and product information. Start creating your personal shortlists and share them with your partner, client, architect, electrical installer or other people involved in your project. You are free to use this feature without login, or you can register to save and edit multiple pinlists.

If you are looking for a contact person in your region or country please go to
www.deltalight.com/contact

#wearedeltalight

HQ

Headquarters
Delta Light nv
Muizelstraat 2
B-8560 Wevelgem (Moorsele)
Belgium
T +32 (0)56 435 735
F +32 (0)56 435 736
info@deltalight.com
www.deltalight.com

OFFICES

ASIA

Delta Light Asia
asia@deltalight.com
www.deltalight.asia

South East Asia
T +65 9832 3753

North East Asia
T +852 9293 0096

BELGIUM / LUXEMBOURG

Delta Light nv
T +32 (0)56 435 735
F +32 (0)56 435 736
belux@deltalight.com
www.deltalight.be

CANADA

Delta Light Canada Inc.
T +1 905 813 6130
F +1 289 805 7388
canada@deltalight.com
www.deltalight.ca

CZECH REPUBLIC

Delta Light Czech s.r.o.
T(1) +420 241 740 775
T(2) +420 241 740 776
czech@deltalight.com
www.deltalight.cz

CHINA

Delta Light China
china@deltalight.com
www.deltalight.com

Beijing
T+86 138 1070 8782

Shanghai
T+86 135 8578 5451

FRANCE

Delta Light SAS
T +33 (0)9 70 73 52 42
T +33 (0)9 70 73 52 43
france@deltalight.com
www.deltalight.fr

GERMANY / AUSTRIA

Delta Light GmbH
T +49 (0)2451 4090-0
F +49 (0)2451 4090-200
germany@deltalight.com
www.deltalight.de

INDIA

Delta Light India
T +9111 4056 2720
india@deltalight.com
www.deltalight.com

ITALY

Delta Light Italia S.r.l.
T +39 02 2305 6210
F +39 02 2316 6064
italy@deltalight.com
www.deltalight.it

LATIN AMERICA

Delta Light Latin America
M +32 492 724 070
latin@deltalight.com
www.deltalight.com

Colombia
T +57 1 749 5307
M +57 321 202 5501
M +57 312 301 3823
Colombia@deltalight.com

Mexico
Mexico@deltalight.com

Mexico City
M +52 556 204 1203

Monterrey
M +52 181 3081 4196

MIDDLE EAST / NORTH AFRICA

Delta Light Mena
T +961 1 491 175
mena@deltalight.com
www.deltalight-mena.com

Dubai
Delta Light EMEA
T +971 52 530 35 90
uae@deltalight.com

THE NETHERLANDS

Delta Light Nederland B.V.
T +31 (0)88 80 40 600
F +31 (0)88 80 40 699
netherlands@deltalight.com
www.deltalight.nl

POLAND

Delta Light Poland
T +48 698 33 00 03
poland@deltalight.com
www.deltalight.pl

RUSSIA / EASTERN EUROPE / MIDDLE ASIA

Delta Light REEMA
reema@deltalight.com
www.deltalight.ru

Moscow
T +7 926 167 76 98

Saint-Petersburg
T +7 921 79 183 88

SLOVAKIA

Delta Light Slovakia s.r.o.
T +421 2 6353 0180
F +421 2 6353 0181
slovakia@deltalight.com
www.deltalight.sk

SPAIN

Iluminación Delta Light España S.A.
T +34 (0)93 586 19 00
F +34 (0)93 697 95 00
spain@deltalight.com
www.deltalight.es

SWITZERLAND

Delta Light AG
T +41 (0)61 485 99 10
F +41 (0)61 485 99 11
switzerland@deltalight.com
www.deltalight.ch

UNITED KINGDOM

Delta Light UK LTD
T +44 (0)20 7960 5030
uk@deltalight.com
www.deltalight.co.uk

USA

Delta Light USA, LLC.
T +1 (954) 677 9800
F +1 (954) 677 1007
usa@deltalight.us
www.deltalight.us

New York
T +1 (646) 973-3284
nyc@deltalight.us

Los Angeles
T +1 (213) 289-3048
la@deltalight.us

Miami
T +1 (954) 677-9800
miami@deltalight.us

HOW TO USE THIS MATRIX

SNEAK-R TRIMLESS

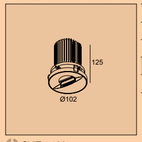

3000K / CRI>90	2700K / CRI>90
LED [I] 11.3W / 1632lm / 350mA	LED [I] 11.3W / 1561lm / 350mA
WALLWASH	
415 362 930 ◇	**415 362 920** ◇
◇ SG / W	

0,6 IP20

ØKIT x 130

REQUIREMENTS
MOUNTING KIT SNEAK-R TRIMLESS ▸ **415 91 102**
LED POWER SUPPLY 350mA-DC / DIM

A. EXAMPLE CURRENT CONTROLLED POWER SUPPLY

1.LED Power Supply 350mA/15W
21012 0268
Max.1 SNEAK-R can be connected
(Power Supply fits through cut out of 40mm)

2.LED Power Supply Multi Power HV DIM9
300 90 69
Min.1 / Max 3 SNEAK-R can be connected
Dimming by DALI/1-10V/TouchDIM
(Power Supply fits through cut out of 90mm)

B. EXAMPLE POWER CONVERTOR (FULL INFO PAG TEC 24-25)

1.LED Power Convertor 48V-DC to 350mA/15W DIM1
300 48 350 ED1 + 48V-DC Power Supply *
Max.1 SNEAK-R can be connected
Dimming by 1-10V

2.LED Power Convertor 48V-DC to 350mA/15W DIM5
300 48 350 ED5 + 48V-DC Power Supply *
Max.1 SNEAK-R can be connected
Dimming by DALI

3.LED Power Convertor 48V-DC to 350mA/15W WDL
300 48 350 WDL + 48V-DC Power Supply *
Max.1 SNEAK-R can be connected
Wireless Dimming by CTRL DELTA

* Minimum power 48V-DC Power Supply =
(number of luminaires x power of luminaire) + 15%

LED POWER SUPPLY		MIN	mA	A 1w	A 1,4w	A 2w	A 3w	C 4,1w	C 6w	D 6,4w	D 9,5w	E 3,9w	E 5,1w	E 5,7w	E 8,2w	F 2W	F 3,2W	F 4,3W	G 3,2W	G 6,8W	H 7,1W	H 10,4W	H 15W	I 11,3W
350mA-DC / 6W DIM8 21012 0308 220-240V / 50-60Hz / IP44	NEW	min.38	350	5-7						1-1									2-2					
500mA-DC / 10W DIM8 21012 0318 220-240V / 50-60Hz / IP44	NEW	min.38	500		5-7						1-1													
700mA-DC / 15W DIM8 21012 0328 220-240V / 50-60Hz / IP44	NEW	min.38	700			5-7										5-6				2-2				
MULTI-POWER 10W DIM8 21012 0258 220-240V / 50-60Hz / IP20	NEW	min.50	250																					
			350	7-10				2-2		1-1		2-2							2-3		1-1			
MULTI-POWER 15W DIM8 21012 0268 220-240V / 50-60Hz / IP20	NEW	min.50	250																					◇
			350	10-14				3-3		2-2		3-3							4-4					1-1
MULTI-POWER 20W DIM8 21012 0278 220-240V / 50-60Hz / IP20		min.55	500		6-9				2-2		1-1			2-2							1-1			
			700			6-9									2-2	6-9				2-2			1-1	
MULTI-POWER 36W DIM8 21012 0288 220-240V / 50-60Hz / IP20	NEW	min.55	500		18				3-4		2-2			3-4								2-2		
			700			18									3-4	11-17				4-5			2-2	
MULTI-POWER 20W DIM8 21012 0298 220-240V / 50-60Hz / IP20	NEW	min.48	250																					
			350	3-15				1-3		1-2		1-3							1-4		1-2			1-1
			450										1-3											
			500		3-14				1-3		1-2			1-3								1-1		
			650																					
			700			3-9									1-2	3-9				1-2			1-1	
1050mA-DC / 22W 300 90 148 110-240V / 50-60Hz / IP20		min.46	1050				1-7 (4)										1-6 (3)							
MULTI-POWER HV 300 90 135 220-240V / 50-60Hz / IP20		min.90	350	17-29				4-6		3-4		5-7							6-9		3-3			2-2
			450										4-7											
			500		12-29				3-6		2-4			3-7								2-3		
			650																					
			700			10-30									3-6	10-28				3-8			2-3	
			1050				10-23										10-21							
MULTI-POWER DIM7 300 90 64 110-240V / 50-60Hz / IP20		min.72	350	4-18 (15)				1-4 (3)		1-2 (2)		1-4 (3)							2-5 (4)		1-2 (1)			1-1 (1)
			450										1-4 (2)											
			500		1-17 (10)				1-3 (2)		1-2 (1)			1-4 (2)							1-2 (1)			
			650																					
			700			1-16 (7)									1-3 (1)	1-15 (6)				1-4 (2)			1-1 (6)	
MULTI-POWER DIM5 300 90 68 110-240V / 50-60Hz / IP20		min.72	350	2-16 (15)				1-3 (3)		1-2 (2)		1-4 (3)							1-5 (4)		1-2 (1)			1-1 (1)
			450										1-4 (2)											
			500		2-16 (10)				1-3 (2)		1-2 (1)			1-3 (2)							1-2 (1)			
			650																					
			700			2-16 (7)									1-3 (1)	2-15 (6)				1-4 (2)			1-1 (6)	
MULTI-POWER MINI DIM5 300 90 125 110-240V / 50-60Hz / IP20		min.55	350	4-17 (15)				1-3 (3)		1-2 (2)		1-4 (3)							2-5 (4)		1-2 (1)			1-1 (1)
			450										1-3 (2)											
			500		2-14 (10)				1-3 (2)		1-2 (1)			1-3 (2)							1-1 (1)			
			700			2-9 (7)									1-2 (1)	2-9 (6)				1-2 (2)			1-1 (6)	
MULTI-POWER DIM6 300 90 61 220-240V / 50-60Hz / IP20		min.56	350	1-16				1-3		1-2		1-3							1-5		1-2			1-1
			500		1-16				1-3		1-2			1-3							1-2			
			700			1-16									1-3	1-15				1-4			1-1	
MULTI-POWER DIM7 300 90 124 110-240V / 50-60Hz / IP20		min.55	350	6-17 (15)				2-4 (3)		1-2 (2)		2-4 (3)							2-5 (4)		1-2 (1)			1-1 (1)
			450										1-3 (2)											
			500		2-14 (10)				1-3 (2)		1-2 (1)			1-3 (2)							1-1 (1)			
			650																					
			700			2-10 (7)									1-2 (1)	2-9 (6)				1-2 (2)			1-1 (6)	
MULTI-POWER DIM9 300 90 63 110-240V / 50-60Hz / IP20		min.84	350	1-25 (25)				1-5 (5)		1-3 (3)		1-6 (6)							1-8 (7)		1-3 (3)			1-2 (2)
			500		1-25 (24)				1-5 (5)		1-3 (3)			1-5 (5)							1-3 (3)			
			650																					
MULTI-POWER WD 21012 0049W 110-240V / 50-60Hz / IP20			700			1-25 (20)									1-5 (4)	1-23 (18)				1-7 (5)			1-3 (2)	
			1050				1-20 (13)										1-18 (11)							
MULTI-POWER HC DIM9 300 90 136 110-240V / 50-60Hz / IP20		min.90	1050				1-15 (13)										1-13 (11)							
			1200																					
			1400															1-13 (8)						◇
MULTI-POWER HV DIM9 300 90 69 110-240V / 50-60Hz / IP20		min.90	350	8-39 (39)				2-9 (8)		2-5 (5)		2-9 (10)							3-12 (12)		2-5 (5)			1-3 (3)
			500		1-39 (28)				1-8 (6)		1-5 (4)			1-9 (6)							1-5 (3)			
			650																					
			700			1-30 (20)									1-6 (4)	1-28 (18)				1-8 (5)			1-3 (2)	
MULTI-POWER COMPACT WD 21012 0059W 220-240V / 50-60Hz / IP20		min.54	350	2-18				1-4		1-2		1-4							1-6		1-2			1-1
			500		2-18				1-4		1-2			1-4							1-2			
			650																					
			700			2-17									1-4	2-16				1-5			1-2	
			1050				2-12										2-11							

LED POWER SUPPLY	J 16,3W	J 23,2W	J 36W	J 41,7W	Q 6,1W	Q 8W	Q 9W	Q 13W	R 11,7W	R 17,1W	R 24,6W	S 9,5W	U 4,1W	U 5,8W	U 8,6W	U 12,4W	W 6W	X 9W	X 11,8W	DOT.COM S3 3W	DOT.COM S6 6W	DOT.COM M4 5,6W	DOT.COM L2 6,2W	DOT.COM L4 12,4W	DOT.COM W02 10W	DOT.COM W06 12,6W	DOT.COM W08 18,4W	DOT.COM W12 25,2W
350mA-DC / 6W DIM8 21012 0308 220-240V / 50-60Hz / IP44					1-1									1-1			1-1			2-2	1							
500mA-DC / 10W DIM8 21012 0318 220-240V / 50-60Hz / IP44							1-1								1-1							1-1						
700mA-DC / 15W DIM8 21012 0328 220-240V / 50-60Hz / IP44								1-1								1-1												
MULTI-POWER 10W DIM8 21012 0258 220-240V / 50-60Hz / IP20																												
					1-1															2-3	1			1-1				
MULTI-POWER 15W DIM8 21012 0268 220-240V / 50-60Hz / IP20													2-2					1-1										
					2-2			1-1						2-2		2-2			1-1	4-4	2-2			1-1	1-1			
MULTI-POWER 20W DIM8 21012 0278 220-240V / 50-60Hz / IP20							1-1								1-1							2-2						
								1-1								1-1												
MULTI-POWER 36W DIM8 21012 0288 220-240V / 50-60Hz / IP20							2-2		1-1						2-2							3-4				1-1		
		1-1						2-2			1-1					2-2												1-1
MULTI-POWER 20W DIM8 21012 0298 220-240V / 50-60Hz / IP20													1-2					1-1										
					1-2				1-1					1-2			1-2		1-1	1-5	1-2				1-1	1-1		
						1-2																						
	1-1						1-2			1-1					1-2							1-3				1-1		
												1-2																
		1-1						2-4			1-2				2-4							3-7				1-2		
			1-1									2-5																
		1-2						2-4			1-2				2-4												1-2	
			1-1																									
					1-3 (2)				1-1 (1)					1-2 (2)			1-3 (2)		1-1 (1)	2-5 (4)	1-3 (2)				1-1 (1)	1-1 (1)		
							1-2 (1)																					
	1-1 (6)						1-2 (1)			1-1 (6)					1-2 (1)							1-4 (3)				1-1 (6)		
												1-3 (1)																
		1-1 (6)						1-2 (1)			1-1 (6)				1-2 (1)												1-1 (6)	
					1-2 (2)				1-1 (1)					1-2 (2)			1-2 (2)		1-1 (1)	2-5 (4)	1-2 (2)				1-1 (1)	1-1 (1)		
						1-2 (1)																						
	1-1 (6)						1-2 (1)			1-1 (6)					1-2 (1)							1-3 (2)				1-1 (6)		
												1-3 (1)																
		1-1 (6)						1-2 (1)			1-1 (6)				1-2 (1)												1-1 (6)	
					1-2 (2)				1-1 (1)					1-2 (2)			1-2 (2)		1-1 (1)	2-5 (4)	1-2 (2)				1-1 (1)	1-1 (1)		
						1-2 (1)																						
	1-1 (6)						1-2 (1)			1-1 (6)					1-2 (1)							1-3 (2)				1-1 (6)		
												1-4 (1)																
								1-1 (1)				1-2 (1)			1-1 (1)													
					1-4 (4)				1-2 (2)					1-4 (4)			1-4 (4)		1-2 (2)	1-8 (6)	1-4 (4)				1-2 (2)	1-2 (1)		
	1-2 (2)						1-4 (3)			1-2 (2)					1-3 (3)							1-6 (6)				1-2 (1)		
												1-4 (4)																
		1-2 (1)						1-3 (3)			1-2 (1)				1-3 (3)													
			1-1 (1)																			1-9 (6)	1-4 (3)					
			1-1 (1)																			1-7 (6)	1-3 (3)					
				1-1 (6)																								
					2-6 (6)			1-3 (3)						2-6 (6)			2-6 (6)		1-3 (3)	3-13 (13)	2-6 (6)			1-3 (3)	1-3 (3)			
	1-3 (2)						1-6 (4)			1-3 (2)					1-6 (4)							1-9 (6)				1-3 (2)		
												1-6 (4)																
		1-2 (1)						1-4 (3)			1-2 (1)				1-4 (3)													1-2 (1)
					1-3				1-1					1-3			1-3		1-1	1-6	1-3				1-1	1-1		
	1-1						1-3			1-1					1-2							1-4				1-1		
												1-3																
		1-1						1-2			1-1				1-2												1-1	
			1-1																				1-6	1-3				

DIM1: dimming by 1-10V
DIM5: dimming by Dali
DIM6: dimming by push button / falling edge dimmer
DIM7: dimming by push button / 1-10V
DIM8: dimming by falling edge dimmer
DIM9: dimming by push button / 1-10V / Dali

Example:
4-14(11): min.4 - max.14 LED for 240V / min.4 - max.11 LED for 110V

REFERENCE	CHF	REFERENCE	CHF
21012 0308	14,25	300 90 148	40,50
21012 0318	15,75	300 90 135	48,75
21012 0328	18,00	300 90 64	62,25
21012 0268	18,75	300 90 68	69,75
21012 0268	19,50	300 90 125	58,50
21012 0278	21,00	300 90 61	62,25
21012 0288	31,50	300 90 124	44,25
21012 0298	31,50	300 90 63	90,00

SUSPENSION / CONNECTION ST

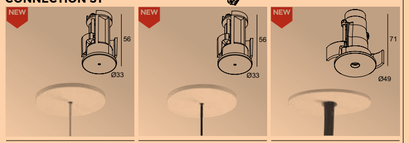

SUSPENSION ST

27 x 60 max. 25

15225 0340 ◇

◇ B / W

INCL.
1 x AUTOMATIC ADJUSTMENT

SUSPENSION + CONNECTION ST

27 x 60 max. 25

15225 0350 ◇

◇ B / W

ONLY CONNECTION

INCL.
1 x CONNECTOR max. 2x 1,5 mm²
1 x AUTOMATIC ADJUSTMENT

CONNECTION ST

43 x 80 max. 25

15225 0360 ◇

◇ B / W

16A / 250V

INCL.
1 x CONNECTOR max. 5x 1,5 mm²

SUSPENSION / CONNECTION TRIMLESS

play.deltalight.com/suspensiontrimlessconcrete
play.deltalight.com/suspensiontrimlessplasterboard

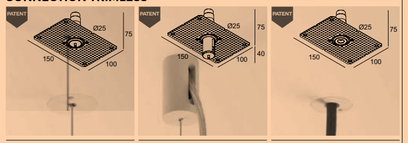

SUSPENSION TRIMLESS O.F.A.

62 x 80 9 or 12

102 x 80 (CONCRETE)

328 10 01

INCL.
1 x AUTOMATIC ADJUSTMENT

SUSPENSION + CONNECTION TRIMLESS O.F.A.

62 x 80 9 or 12

102 x 80 (CONCRETE)

328 10 02

4A / 250V

INCL.
1 x CONNECTOR max. 3x 2,5 mm²
1 x AUTOMATIC ADJUSTMENT

CONNECTION TRIMLESS O.F.A.

62 x 80 9 or 12

102 x 80 (CONCRETE)

328 10 03

4A / 250V

INCL.
1 x CONNECTOR max. 3x 2,5 mm²

CABLE BASE

CABLE BASE R

203 99 55 ◇

◇ ANO / B / W

CABLE BASE

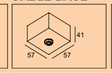

CABLE BASE S

203 99 56 ◇

◇ ANO / B / W

COVERSET

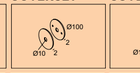

COVERSET R 100

204 00 100 ◇

COVERSET R 90

204 00 90 ◇

COVERSET R 62

204 00 62 ◇

◇ ANO / B / W

COVERSET

COVERSET S 90

204 90 90 ◇

COVERSET S 80

204 80 80 ◇

COVERSET S 62

204 62 62 ◇

◇ ANO / B / W

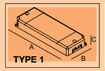

TYPE 1

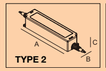

TYPE 2

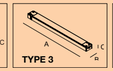

TYPE 3

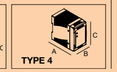

TYPE 4

HOW TO MOUNT KITS

CSC

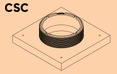

O.F.A

STRETCHED CEILING*

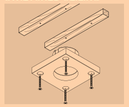

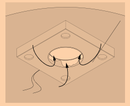

* STRETCHED CEILING kits available for both COLD STRETCHED CEILING and WARM STRETCHED CEILING

CONCRETE

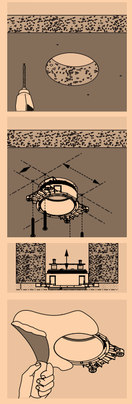

PLASTERBOARD

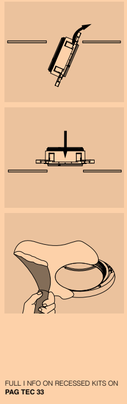

FULL INFO ON RECESSED KITS ON **PAG TEC 33**

24V-DC	CLASS / IP	POWER / 24V-DC	ART NUMBER	VOLTAGE	λ	A X B X C	TYPE
NON DIMMABLE	IP20	24W	**21012 0160**	220-240V / 50-60Hz	> 0,95	137 x 50 x 16	1
	IP67	150W	**300 89 24 150**	100-240V / 50-60Hz		180 x 63 x 36	2
DIM1 (0-10V)	IP20	60W	**21012 0171**	220-240V / 50-60Hz		170 x 57 x 18	1
		90W	**21012 0181**			190 x 65 x 22	1
		120W	**21012 0191**			190 x 65 x 22	1
	IP67	60W	**21012 0101**	110-240V / 50-60Hz		150 x 53 x 35	2
		90W	**21012 0111**			171 x 63 x 38	2
		120W	**21012 0121**			171 x 63 x 38	2
DIM5 (DALI DIM)	IP20	60W	**21012 0205**	220-240V / 50-60Hz		170 x 57 x 18	1
		100W	**21012 0225**			190 x 65 x 22	1
	IP67	60W	**21012 0135**	110-240V / 50-60Hz		150 x 53 x 35	2
		90W	**21012 0145**			171 x 63 x 38	2
		120W	**21012 0155**			171 x 63 x 38	2

48V-DC	CLASS / IP	POWER / 48V-DC	ART NUMBER	VOLTAGE	λ	A X B X C	TYPE
NON DIMMABLE	IP20	100W	**21012 0230**	120-240V / 50-60Hz	> 0,95	298 x 30 x 17	3
		100W	**300 89 48 100**	110-240V / 50-60Hz	> 0,93	100 x 55 x 90	4
		200W	**21012 0240**	120-240V / 50-60Hz	> 0,95	332 x 30 x 22	3
		240W	**300 89 48 240**	100-240V / 50-60Hz	> 0,93	114 x 63 x 125	4

REFERENCE	CHF
21012 004W	155.25
300.90.136	81.75
300.90.69	87.00
21012 005W	106.50
15225 0340 B	33.00
15225 0340 W	33.00
15225 0360 B	39.00
15225 0360 W	39.00
328.10.01	98.25
328.10.02	100.50
328.10.03	95.25
203.99.55 ANO	21.00
203.99.55 B	21.75
203.99.55 W	21.75
203.99.56 ANO	37.50
203.99.56 B	38.25
203.99.56 W	38.25
204.00.100 ANO	26.25
204.00.100 B	40.50
204.00.100 W	40.50
204.00.62 ANO	19.50
204.00.62 B	30.75
204.00.62 W	30.75
204.00.90 ANO	24.00
204.00.90 B	37.50
204.00.90 W	37.50
204.62.62 ANO	19.50
204.62.62 B	30.75
204.62.62 W	30.75
204.80.80 ANO	21.75
204.80.80 B	33.75
204.80.80 W	33.75
204.90.90 ANO	26.25
204.90.90 B	39.75
204.90.90 W	39.75
21012 0160	18.00
300 89 24 150	123.00
21012 0171	34.50
21012 0181	45.00
21012 0191	68.25
21012 0101	57.00
21012 0111	81.75
21012 0121	95.25
21012 0205	66.75
21012 0225	86.25
21012 0135	57.75
21012 0145	105.75
21012 0155	106.50
21012 0230	79.50
300 89 48 100	84.00
21012 0240	130.50
300 89 48 240	142.50